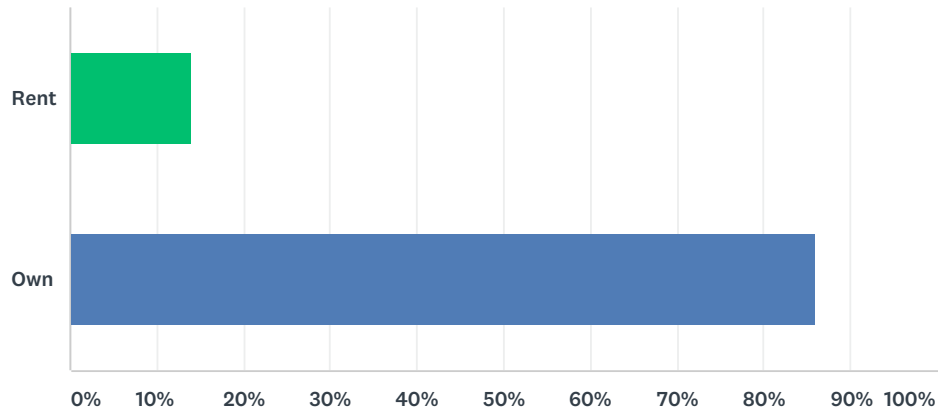


Q1 Do you rent or own your home?

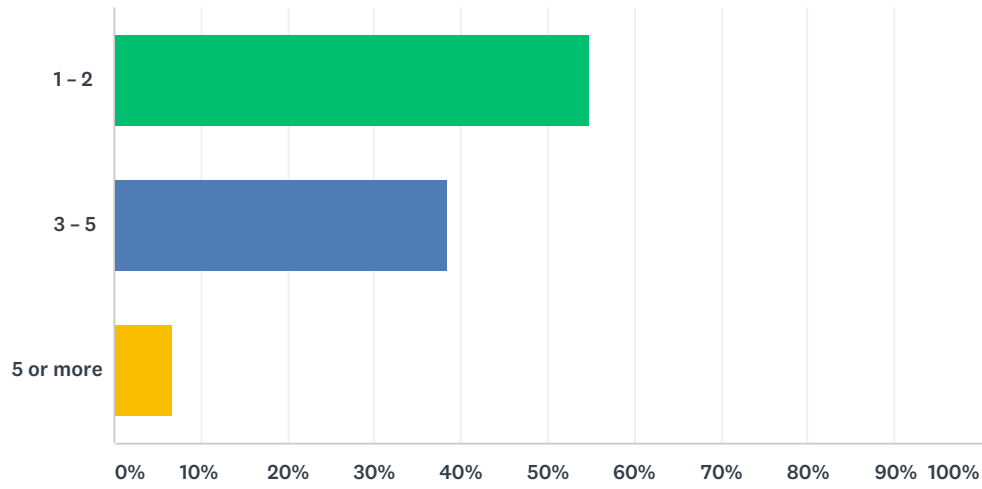
Answered: 164 Skipped: 0



ANSWER CHOICES	RESPONSES	
Rent	14.02%	23
Own	85.98%	141
TOTAL		164

Q2 How many individuals live in your home?

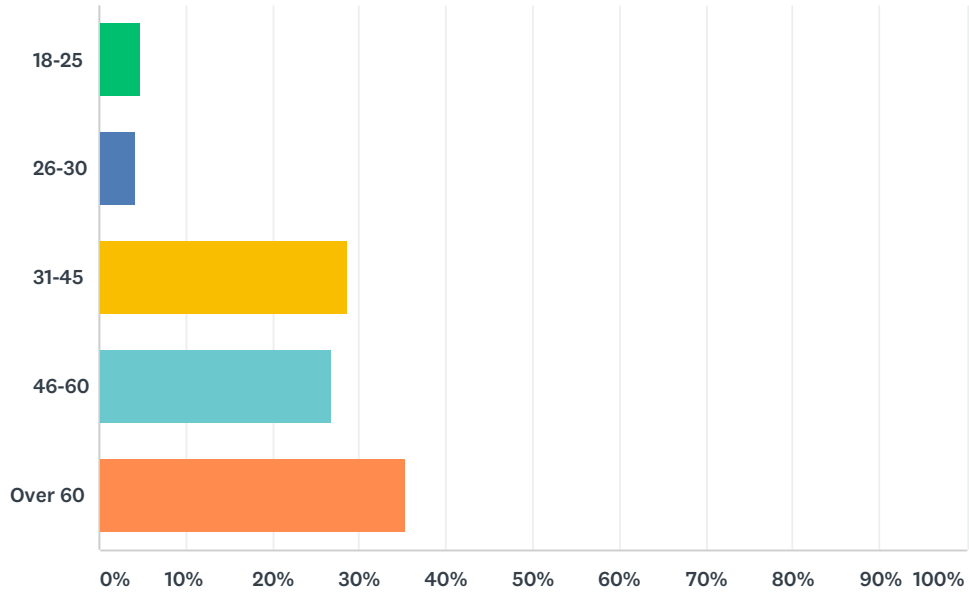
Answered: 164 Skipped: 0



ANSWER CHOICES	RESPONSES	
1 – 2	54.88%	90
3 – 5	38.41%	63
5 or more	6.71%	11
TOTAL		164

Q3 What is your age group?

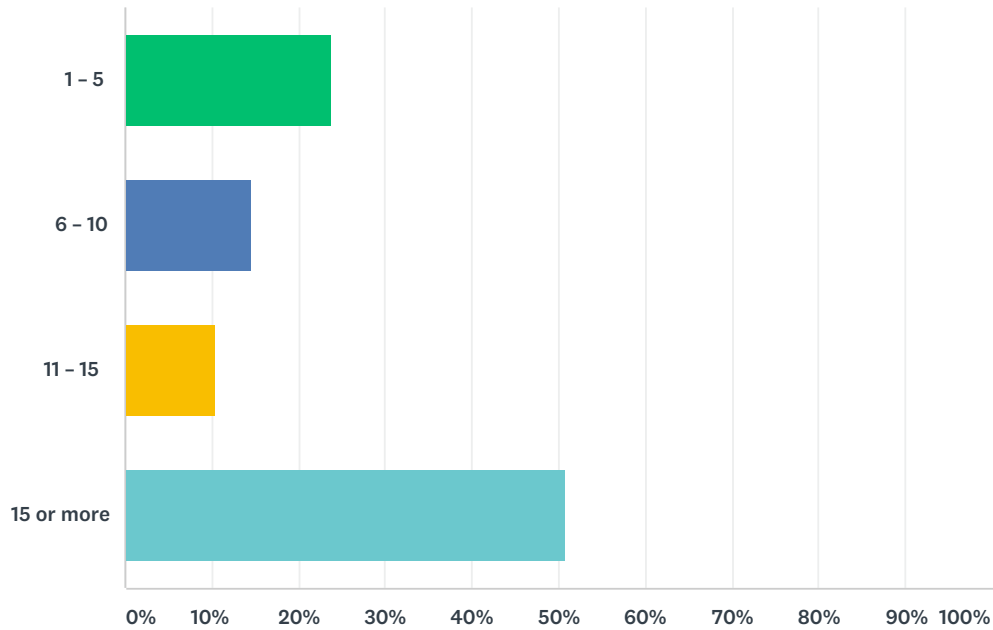
Answered: 164 Skipped: 0



ANSWER CHOICES	RESPONSES	
18-25	4.88%	8
26-30	4.27%	7
31-45	28.66%	47
46-60	26.83%	44
Over 60	35.37%	58
TOTAL		164

Q4 How many years have you lived in Keenesburg?

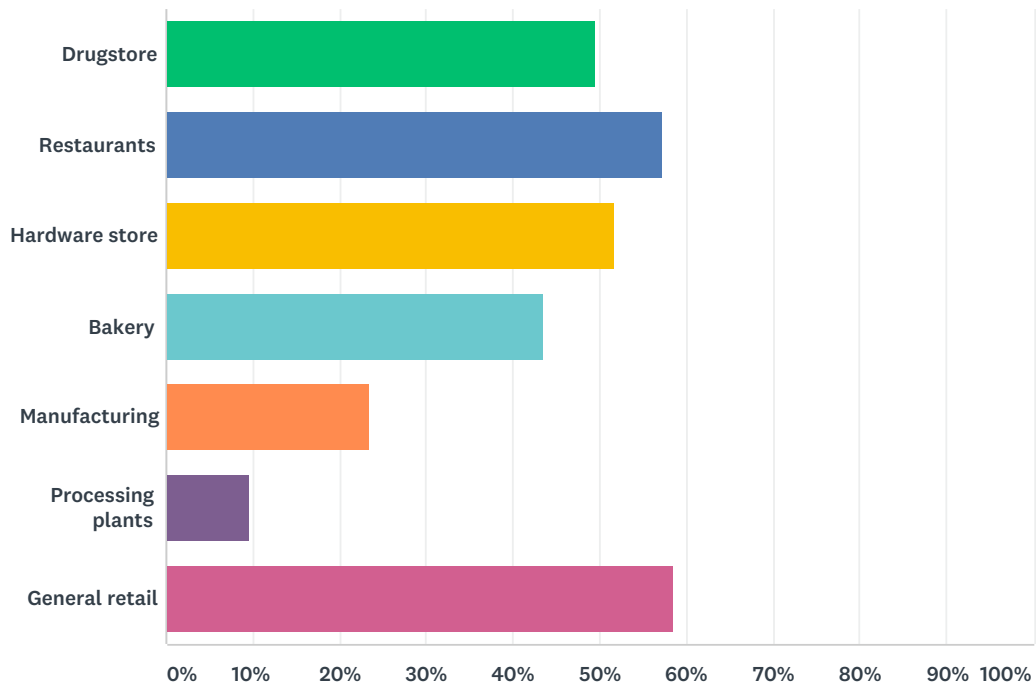
Answered: 163 Skipped: 1



ANSWER CHOICES	RESPONSES
1 - 5	23.93% 39
6 - 10	14.72% 24
11 - 15	10.43% 17
15 or more	50.92% 83
TOTAL	163

Q5 What kind of businesses would you like to see in Keenesburg? Please check all that apply.

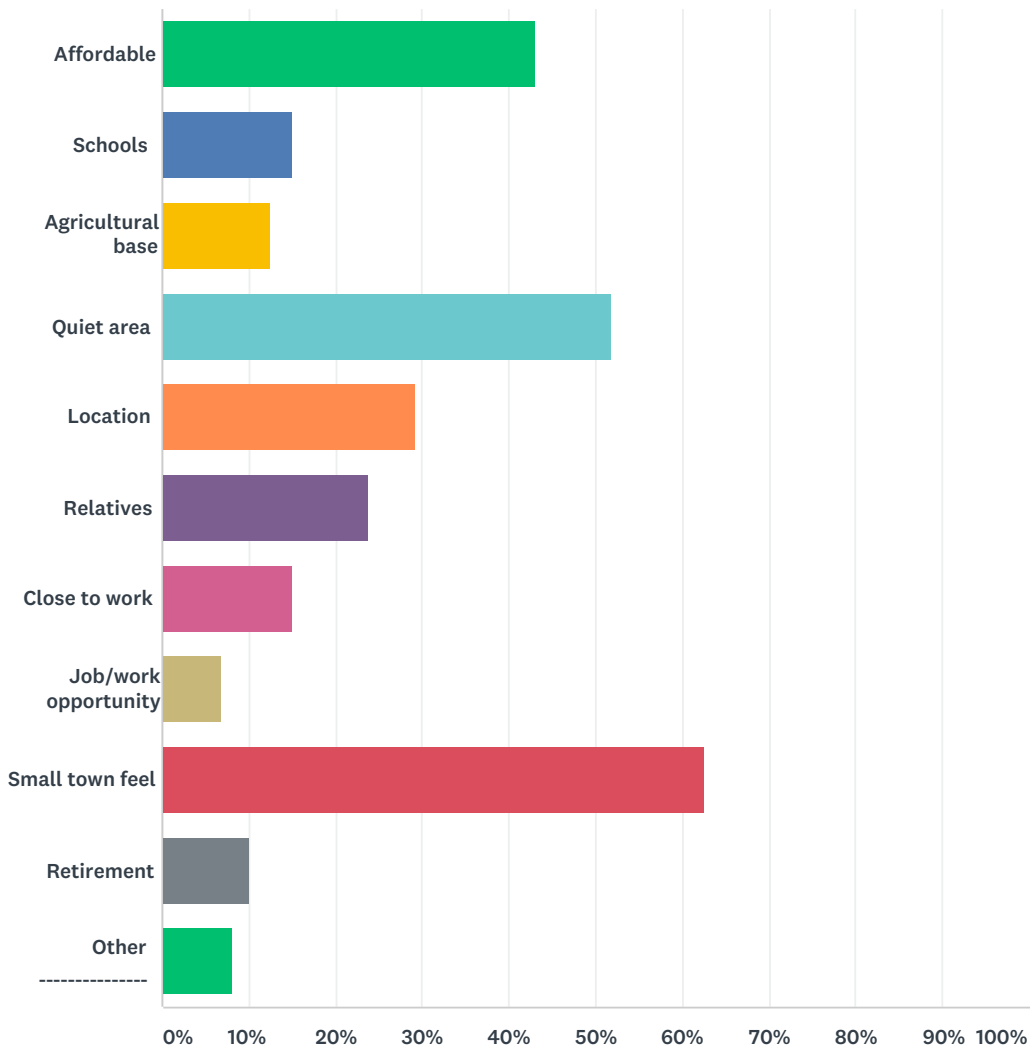
Answered: 145 Skipped: 19



ANSWER CHOICES	RESPONSES	
Drugstore	49.66%	72
Restaurants	57.24%	83
Hardware store	51.72%	75
Bakery	43.45%	63
Manufacturing	23.45%	34
Processing plants	9.66%	14
General retail	58.62%	85
Total Respondents: 145		

Q6 What factors influenced your decision to live in Keenesburg? Please check all that apply.

Answered: 160 Skipped: 4

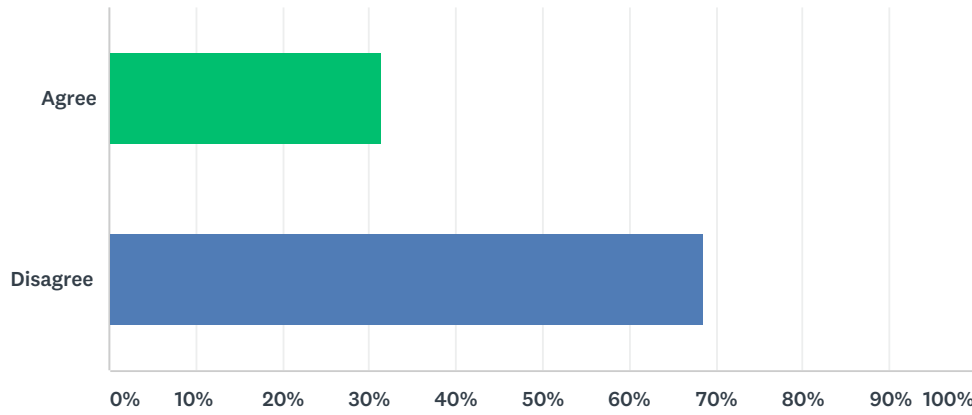


ANSWER CHOICES	RESPONSES	
Affordable	43.13%	69
Schools	15.00%	24
Agricultural base	12.50%	20
Quiet area	51.88%	83
Location	29.38%	47
Relatives	23.75%	38
Close to work	15.00%	24
Job/work opportunity	6.88%	11
Small town feel	62.50%	100

Retirement	10.00%	16
Other _____	8.13%	13
Total Respondents: 160		

Q7 I would like to see more multifamily homes.

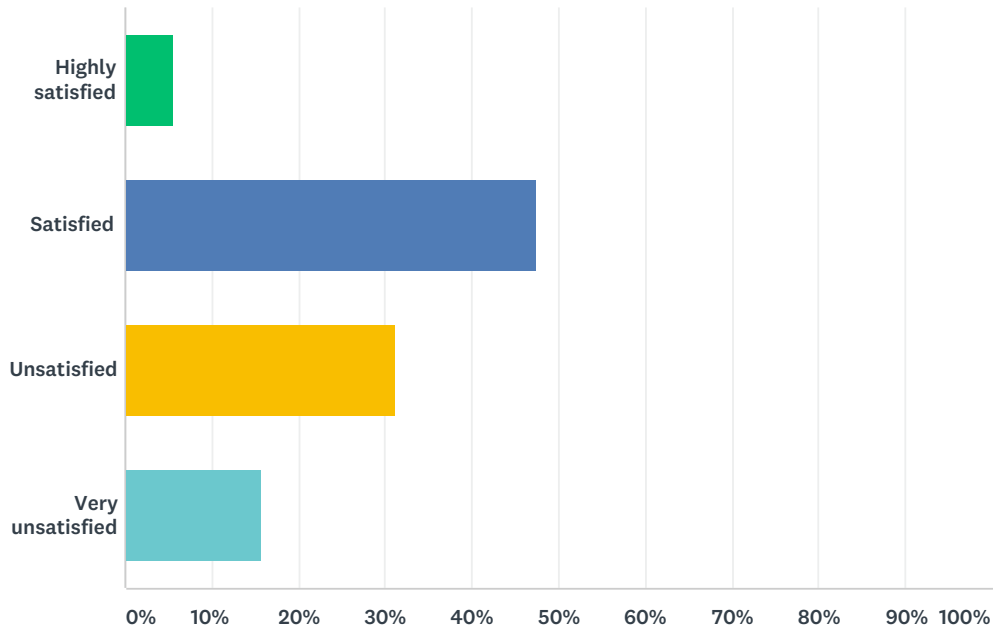
Answered: 150 Skipped: 14



ANSWER CHOICES	RESPONSES	
Agree	31.33%	47
Disagree	68.67%	103
TOTAL		150

Q8 How would you rate police presence in town?

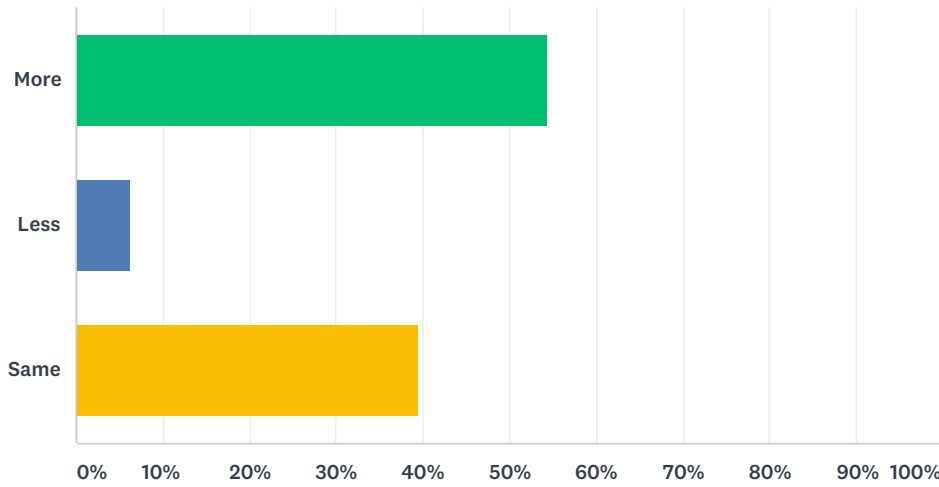
Answered: 160 Skipped: 4



ANSWER CHOICES	RESPONSES
Highly satisfied	5.63% 9
Satisfied	47.50% 76
Unsatisfied	31.25% 50
Very unsatisfied	15.63% 25
TOTAL	160

Q9 Would you like to see more police presence?

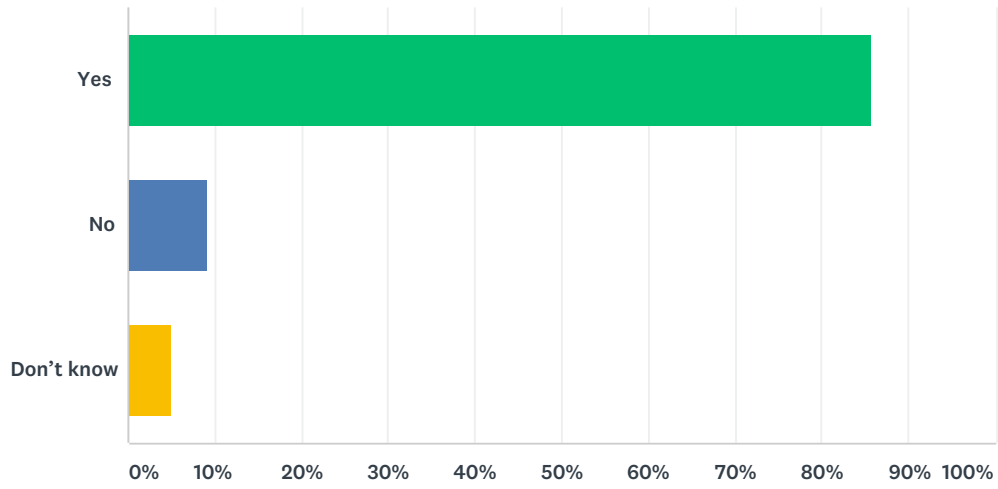
Answered: 162 Skipped: 2



ANSWER CHOICES	RESPONSES	
More	54.32%	88
Less	6.17%	10
Same	39.51%	64
TOTAL		162

Q10 Are you able to hear the emergency siren from your home?

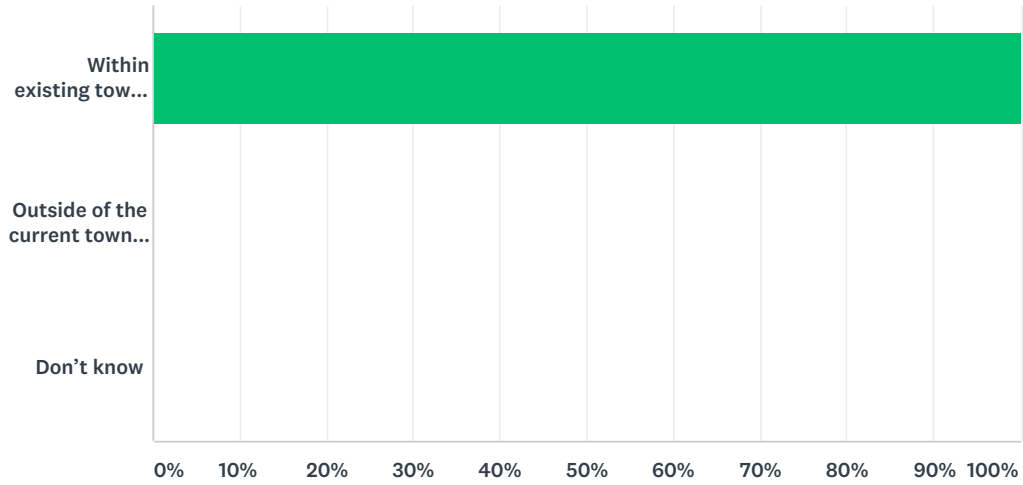
Answered: 162 Skipped: 2



ANSWER CHOICES	RESPONSES	
Yes	85.80%	139
No	9.26%	15
Don't know	4.94%	8
TOTAL		162

Q11 Do you live:

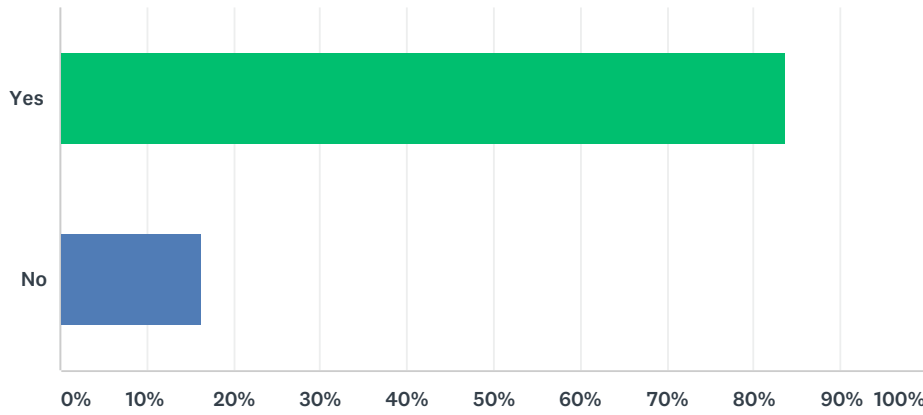
Answered: 164 Skipped: 0



ANSWER CHOICES	RESPONSES	
Within existing town boundaries	100.00%	164
Outside of the current town boundaries	0.00%	0
Don't know	0.00%	0
TOTAL		164

Q12 Do you read the Newsletter that is included in your water bill?

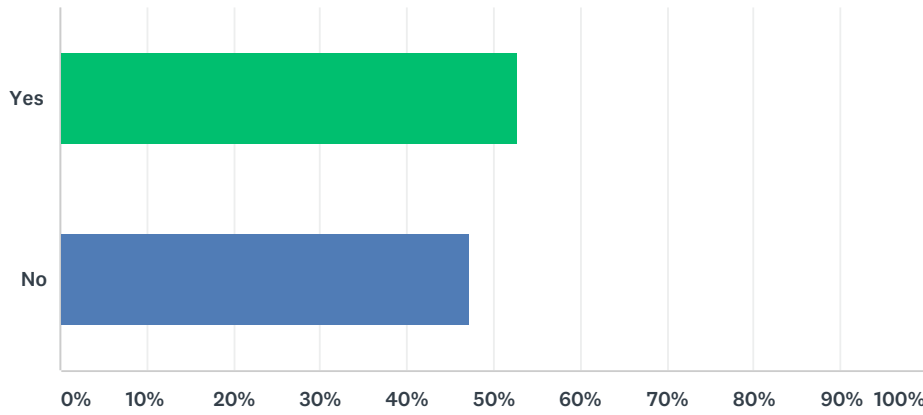
Answered: 160 Skipped: 4



ANSWER CHOICES	RESPONSES	
Yes	83.75%	134
No	16.25%	26
TOTAL		160

Q13 Are you aware the Newsletter is posted on the website?

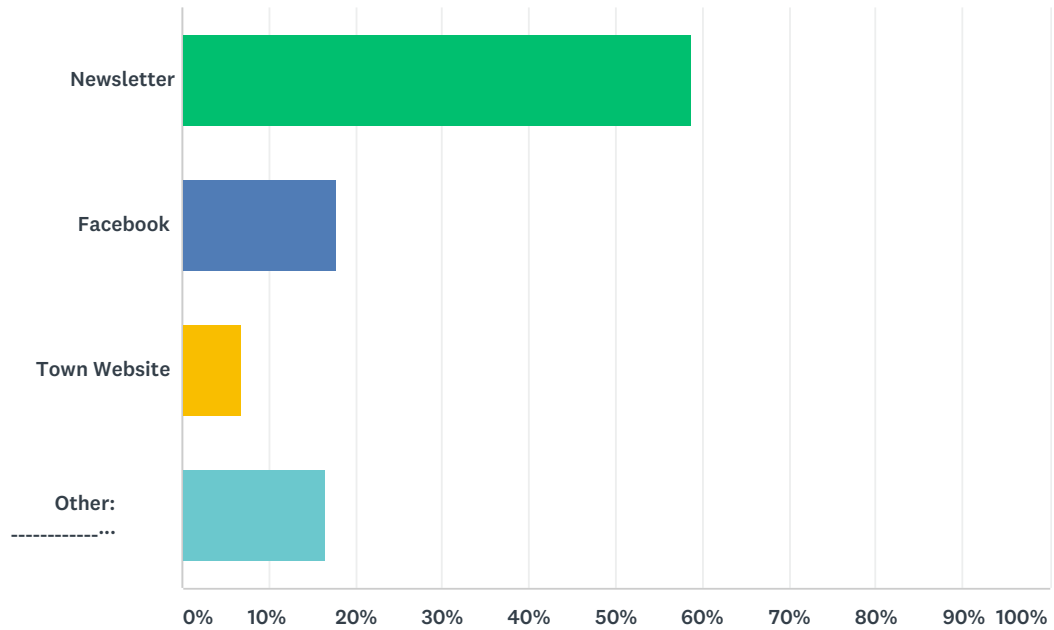
Answered: 161 Skipped: 3



ANSWER CHOICES	RESPONSES	
Yes	52.80%	85
No	47.20%	76
TOTAL		161

Q14 How do you find out about town events?

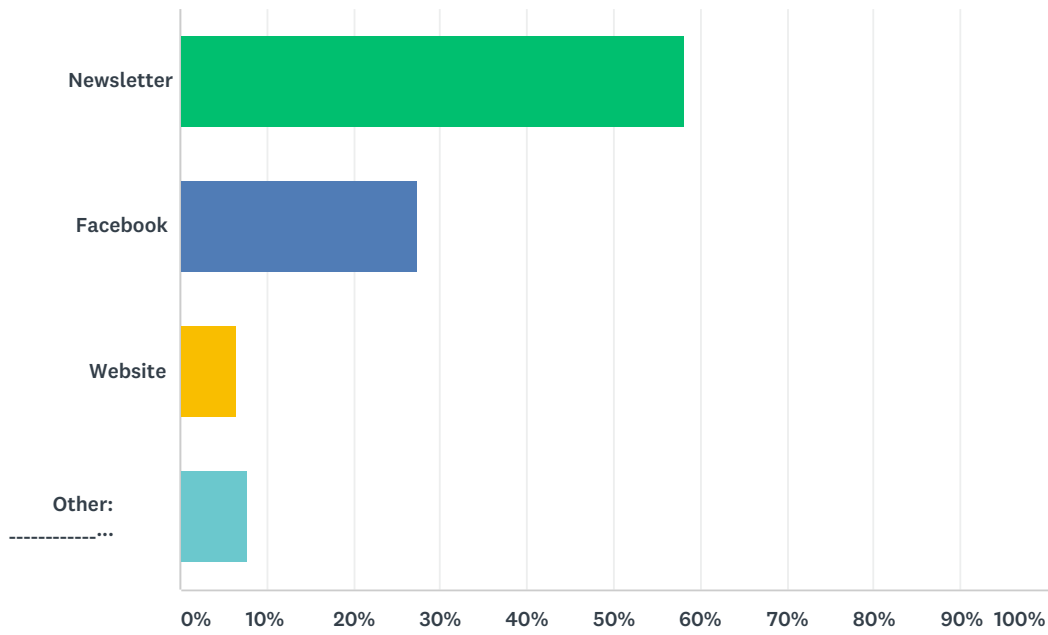
Answered: 158 Skipped: 6



ANSWER CHOICES	RESPONSES	
Newsletter	58.86%	93
Facebook	17.72%	28
Town Website	6.96%	11
Other: _____	16.46%	26
TOTAL		158

Q15 What form of communication would you prefer to learn about town events?

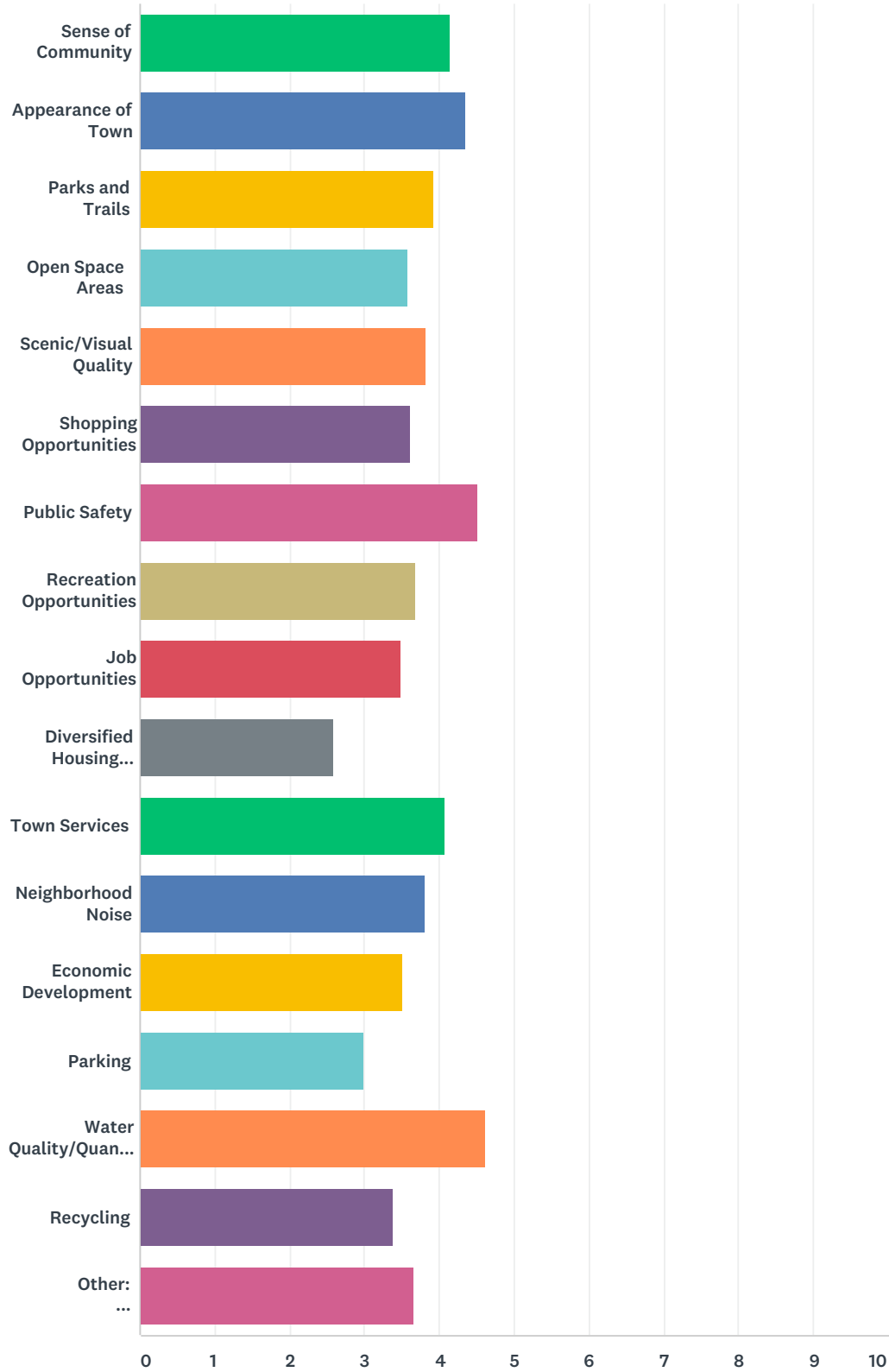
Answered: 153 Skipped: 11



ANSWER CHOICES	RESPONSES	
Newsletter	58.17%	89
Facebook	27.45%	42
Website	6.54%	10
Other: _____	7.84%	12
TOTAL		153

Q16 Please let the Town of Keenesburg, Board of Trustees know how important the following issues are to you. Rate each issue one to five, one being least important and five being very important.

Answered: 158 Skipped: 6

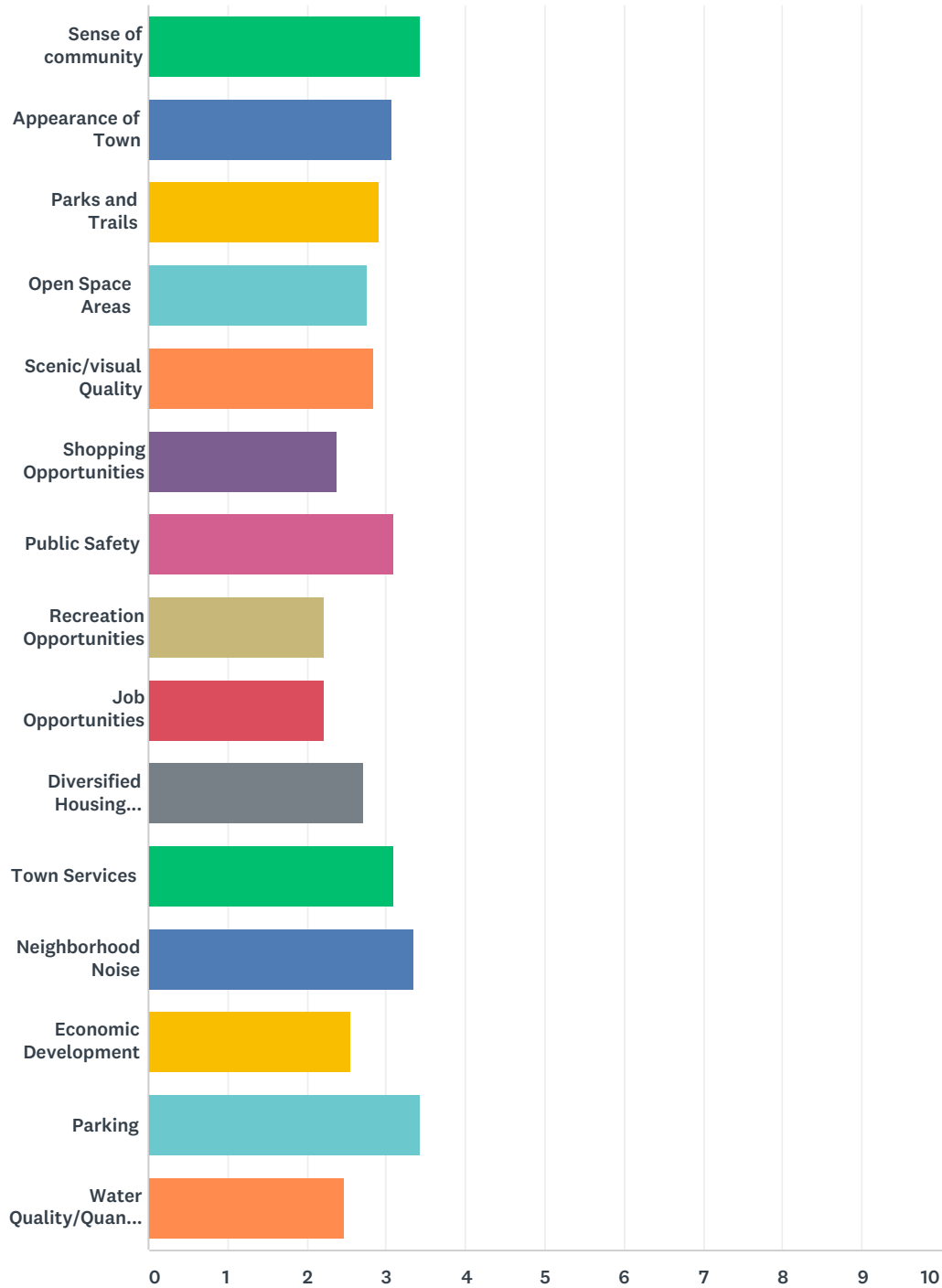


	1. LEAST IMPORTANT	2.	3.	4.	5. VERY IMPORTANT	TOTAL	WEIGHTED AVERAGE
Sense of Community	1.30% 2	2.60% 4	23.38% 36	25.32% 39	47.40% 73	154	4.15
Appearance of Town	1.27% 2	2.55% 4	11.46% 18	29.30% 46	55.41% 87	157	4.35

Parks and Trails	5.10% 8	5.10% 8	22.29% 35	26.75% 42	40.76% 64	157	3.93
Open Space Areas	9.55% 15	9.55% 15	24.84% 39	25.48% 40	30.57% 48	157	3.58
Scenic/Visual Quality	4.61% 7	8.55% 13	21.05% 32	30.92% 47	34.87% 53	152	3.83
Shopping Opportunities	3.82% 6	14.01% 22	28.66% 45	24.84% 39	28.66% 45	157	3.61
Public Safety	0.64% 1	3.18% 5	10.19% 16	15.92% 25	70.06% 110	157	4.52
Recreation Opportunities	3.85% 6	10.26% 16	29.49% 46	26.92% 42	29.49% 46	156	3.68
Job Opportunities	9.80% 15	9.80% 15	30.07% 46	22.22% 34	28.10% 43	153	3.49
Diversified Housing Opportunities	29.41% 45	18.95% 29	26.14% 40	13.07% 20	12.42% 19	153	2.60
Town Services	1.27% 2	1.27% 2	24.84% 39	33.76% 53	38.85% 61	157	4.08
Neighborhood Noise	6.37% 10	7.01% 11	24.20% 38	24.84% 39	37.58% 59	157	3.80
Economic Development	8.33% 13	10.26% 16	30.13% 47	24.36% 38	26.92% 42	156	3.51
Parking	16.67% 26	15.38% 24	35.26% 55	17.31% 27	15.38% 24	156	2.99
Water Quality/Quantity	1.29% 2	1.94% 3	5.16% 8	16.13% 25	75.48% 117	155	4.63
Recycling	12.10% 19	14.01% 22	22.93% 36	25.48% 40	25.48% 40	157	3.38
Other:	19.05% 4	9.52% 2	14.29% 3	0.00% 0	57.14% 12	21	3.67

Q17 What is your CURRENT assessment of the following characteristics of Keenesburg? Rate each issue one to five, one being very poor and five being very good.

Answered: 156 Skipped: 8

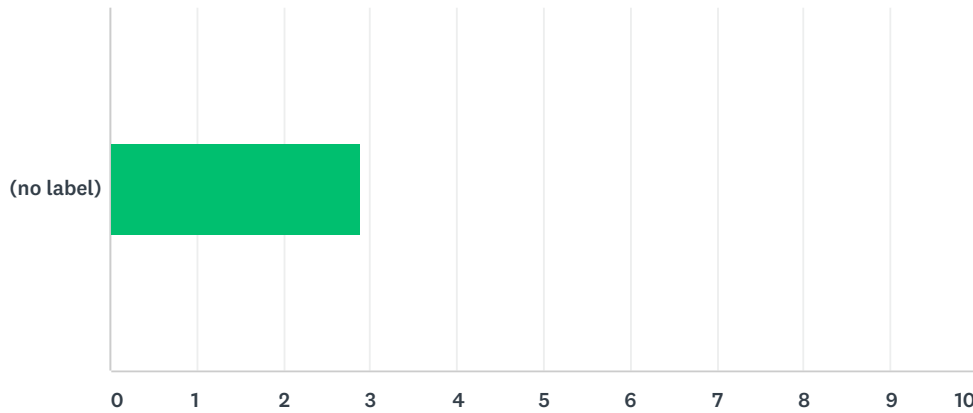


	1. VERY POOR	2.	3.	4.	5. VERY GOOD	TOTAL	WEIGHTED AVERAGE
--	--------------	----	----	----	--------------	-------	------------------

Sense of community	4.58% 7	9.15% 14	43.14% 66	24.18% 37	18.95% 29	153	3.44
Appearance of Town	8.97% 14	17.95% 28	37.82% 59	26.92% 42	8.33% 13	156	3.08
Parks and Trails	12.42% 19	24.84% 38	35.29% 54	15.69% 24	11.76% 18	153	2.90
Open Space Areas	15.69% 24	21.57% 33	41.83% 64	11.76% 18	9.15% 14	153	2.77
Scenic/visual Quality	12.34% 19	20.13% 31	46.10% 71	13.64% 21	7.79% 12	154	2.84
Shopping Opportunities	21.79% 34	33.97% 53	34.62% 54	3.85% 6	5.77% 9	156	2.38
Public Safety	9.74% 15	18.83% 29	35.06% 54	24.68% 38	11.69% 18	154	3.10
Recreation Opportunities	31.41% 49	32.69% 51	23.08% 36	8.97% 14	3.85% 6	156	2.21
Job Opportunities	26.80% 41	39.22% 60	24.18% 37	5.23% 8	4.58% 7	153	2.22
Diversified Housing Opportunities	16.89% 25	21.62% 32	41.22% 61	13.51% 20	6.76% 10	148	2.72
Town Services	10.32% 16	18.06% 28	36.77% 57	20.65% 32	14.19% 22	155	3.10
Neighborhood Noise	9.15% 14	12.42% 19	31.37% 48	28.10% 43	18.95% 29	153	3.35
Economic Development	17.53% 27	29.87% 46	37.66% 58	9.74% 15	5.19% 8	154	2.55
Parking	5.19% 8	7.14% 11	46.10% 71	22.08% 34	19.48% 30	154	3.44
Water Quality/Quantity	31.41% 49	18.59% 29	28.21% 44	14.74% 23	7.05% 11	156	2.47

Q18 How satisfied are you with the Mayor and Board working towards making Keenesburg a better place to live, work, and raise a family? Rate your satisfaction as one being not satisfied and five being very satisfied.

Answered: 152 Skipped: 12



	1. NOT SATISFIED	2.	3.	4.	5. VERY SATISFIED	TOTAL	WEIGHTED AVERAGE
(no label)	17.76% 27	16.45% 25	34.87% 53	21.71% 33	9.21% 14	152	2.88

Q19 ADDITIONAL COMMENTS:

Answered: 76 Skipped: 88