




66 James (Jamestown Square)









Pattern for 6" finished block — All seams are 1/4".
 Pressing directions are indicated.

Fabric needed for one block & Cutting instructions

Dark	1/8 yard or scrap (4) 2-5/8"x1-1/2" rectangles (2) 2-3/4" squares, cut twice diagonally	
Medium	1/8 yard or scrap (2) 2-3/4" squares, cut twice diagonally	
Light #1	1/8 yard or scrap (4) 1-1/2" squares (2) 2"x2" squares	
Light #2	(2) 2"x2" squares (2) 2-3/8" squares, cut one diagonally	

Instructions:



1. Begin by constructing the four-square block using (2) Light #1 squares and (2) Light #2 squares as shown, pressing units toward Light #2 squares. Fan the seam of the finished unit.
2. Stitch a Dark triangle to the left side of a small Light #1 square. Press toward the Dark triangle. Stitch a Dark triangle to the right side of the unit. Press toward the Dark triangle. Make (4) units. 
3. Stitch (2) units from Step 2 to opposite sides of the four-square from Step 1 as shown. The points of the triangle unit will slightly overlap the four-square block. Press to the outside. Stitch the remaining (2) units to the top and bottom of the block. Press to the outside. 
4. Stitch a Medium triangle to the side of the Dark rectangle, as shown. Press toward the Medium triangles. Make (4) units. 
5. Stitch the Light #1 triangles to the bottom of the units from Step 4 as shown. Press toward the Light triangle. Make (4) units. 
6. Complete the block by stitching the units from Step 5 to sides of the unit from Step 3. Press to the outside. 

The book of James is a sermon in the form of a letter. The primary purpose of the sermon is to remind Christians how they ought to live. Similar to the Sermon on the Mount, the book of James is a great example of ethical teaching.

Stitchin' Tree Quilts

712.647.3161 www.stitchintree.com


Please contact us if you find an error in this pattern or have difficulty following these instructions.

© 2012 Stitchin' Tree LLC Woodbine, Iowa. All Rights Reserved. Limited reproduction rights may be granted in accordance with contract terms.





66 James (Jamestown Square)



This is Block 66 of a 73 block series representing the 39 books of the Old Testament, 7 books of the Apocrypha, and 27 books of the New Testament. I chose to name the blocks after books of the Bible as a testament to my faith. I call the finished quilt "Bible Studies." Whether Catholic or Protestant, I hope each block will have a special meaning to the quilt maker. For me, reviewing the books of the Bible recalled many of my favorite bible stories and passages. I include a bit of Bible history for each block. I have used, as a reference, the New Oxford Annotated Bible with the Apocrypha, Revised Standard Version, 1977, an Ecumenical Study Bible.

I chose Jamestown Square to represent James because the block carries James' name. It is quite probable, however, that Jesus' brother, James is not the actual author of this book. More than likely, it was written in the 1st century AD by an anonymous Christian.

Stitchin' Tree Quilts

712.647.3161 www.stitchintree.com

Please contact us if you find an error in this pattern or have difficulty following these instructions.

© 2012 Stitchin' Tree LLC Woodbine, Iowa. All Rights Reserved.
Limited reproduction rights may be granted in accordance with contract terms.

