

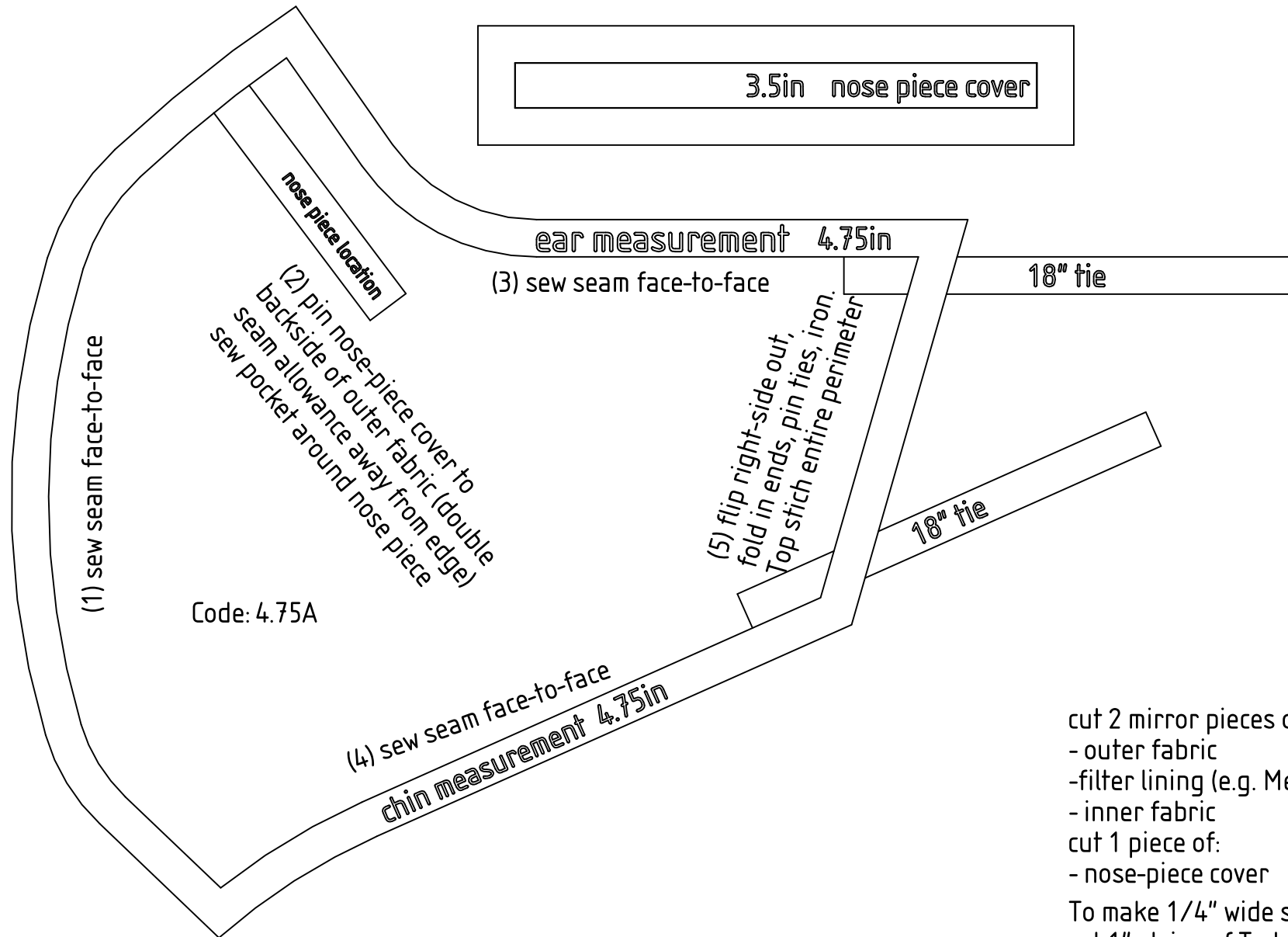
“Jesse” Mask

Average Size

1/4" seam allowance shown

3-inch bar - check scale

3.5in nose piece cover



cut 2 mirror pieces of each:
- outer fabric
- filter lining (e.g. Merv13,16)
- inner fabric
cut 1 piece of:
- nose-piece cover

To make 1/4" wide stretchy ties
cut 1" strips of T-shirt material
iron two 1/4" folds along length
fold in half and iron (4 layers)
stitch along open end

1/4" seam allowance shown

3-inch bar - check scale

3.5in nose piece cover

nose piece location

ear measurement 5in

(3) sew seam face-to-face

18" tie

(1) sew seam face-to-face

(2) pin nose-piece cover to backside of outer fabric (double seam allowance away from edge) sew pocket around nose piece

Code: 5.00A

(5) flip right-side out, fold in ends, pin ties, iron. Top stitch entire perimeter

18" tie

(4) sew seam face-to-face
chin measurement 5in

cut 2 mirror pieces of each:
- outer fabric
- filter lining (e.g. Merv13,16)
- inner fabric
cut 1 piece of:
- nose-piece cover

To make 1/4" wide stretchy ties
cut 1" strips of T-shirt material
iron two 1/4" folds along length
fold in half and iron (4 layers)
stitch along open end

1/4" seam allowance shown

3-inch bar - check scale

3.5in nose piece cover

nose piece location

ear measurement 5.25in

18" tie

(3) sew seam face-to-face

(1) sew seam face-to-face

(2) pin nose-piece cover to
backside of outer fabric (double
seam allowance away from edge)
sew pocket around nose piece

Code: 5.25A

(5) flip right-side out,
fold in ends, pin ties, iron.
Top stitch entire perimeter

18" tie

(4) sew seam face-to-face
chin measurement 5.25in

cut 2 mirror pieces of each:
- outer fabric
- filter lining (e.g. Merv13,16)
- inner fabric
cut 1 piece of:
- nose-piece cover

To make 1/4" wide stretchy ties
cut 1" strips of T-shirt material
iron two 1/4" folds along length
fold in half and iron (4 layers)
stitch along open end

1/4" seam allowance shown

3-inch bar - check scale

3.5in nose piece cover

nose piece location

ear measurement 5.5in

18" tie

(3) sew seam face-to-face

(1) sew seam face-to-face

(2) pin nose-piece cover to
backside of outer fabric (double
seam allowance away from edge)
sew pocket around nose piece

Code: 5.5A

(5) flip right-side out,
fold in ends, pin ties, iron.
Top stitch entire perimeter

18" tie

(4) sew seam face-to-face
chin measurement 5.5in

cut 2 mirror pieces of each:
- outer fabric
- filter lining (e.g. Merv13,16)
- inner fabric
cut 1 piece of:
- nose-piece cover

To make 1/4" wide stretchy ties
cut 1" strips of T-shirt material
iron two 1/4" folds along length
fold in half and iron (4 layers)
stitch along open end

1/4" seam allowance shown

3-inch bar - check scale

3.5in nose piece cover

nose piece location

ear measurement 5.75in

18" tie

(3) sew seam face-to-face

(1) sew seam face-to-face

(2) pin nose-piece cover to
backside of outer fabric (double
seam allowance away from edge)
sew pocket around nose piece

Code: 5.75A

(5) flip right-side out,
fold in ends, pin ties, iron.
Top stitch entire perimeter

18" tie

(4) sew seam face-to-face
chin measurement 5.75in

cut 2 mirror pieces of each:
- outer fabric
- filter lining (e.g. Merv13,16)
- inner fabric
cut 1 piece of:
- nose-piece cover

To make 1/4" wide stretchy ties
cut 1" strips of T-shirt material
iron two 1/4" folds along length
fold in half and iron (4 layers)
stitch along open end

1/4" seam allowance shown

3-inch bar - check scale

3.5in nose piece cover

nose piece location

ear measurement 6in

18" tie

(3) sew seam face-to-face

(1) sew seam face-to-face

(2) pin nose-piece cover to
backside of outer fabric (double
seam allowance away from edge)
sew pocket around nose piece

Code: 6.00A

(5) flip right-side out,
fold in ends, pin ties, iron.
Top stitch entire perimeter

18" tie

(4) sew seam face-to-face

chin measurement 6in

cut 2 mirror pieces of each:
- outer fabric
- filter lining (e.g. Merv13,16)
- inner fabric
cut 1 piece of:
- nose-piece cover

To make 1/4" wide stretchy ties
cut 1" strips of T-shirt material
iron two 1/4" folds along length
fold in half and iron (4 layers)
stitch along open end

1/4" seam allowance shown

3-inch bar - check scale

3.5in nose piece cover

nose piece location

ear measurement 6.25in

18" tie

(1) sew seam face-to-face

(2) pin nose-piece cover to
backside of outer fabric (double
seam allowance away from edge)
sew pocket around nose piece

Code: 6.25A

(3) sew seam face-to-face

(5) flip right-side out,
fold in ends, pin ties, iron.
Top stitch entire perimeter

(4) sew seam face-to-face

chin measurement 6.25in

18" tie

cut 2 mirror pieces of each:

- outer fabric
- filter lining (e.g. Merv13,16)
- inner fabric

cut 1 piece of:

- nose-piece cover

To make 1/4" wide stretchy ties
cut 1" strips of T-shirt material
iron two 1/4" folds along length
fold in half and iron (4 layers)
stitch along open end

1/4" seam allowance shown

3-inch bar - check scale

3.5in nose piece cover

nose piece location

ear measurement 6.5in

18" tie

(1) sew seam face-to-face

(2) pin nose-piece cover to
backside of outer fabric (double
seam allowance away from edge)
sew pocket around nose piece

Code: 6.50A

(3) sew seam face-to-face

(5) flip right-side out,
fold in ends, pin ties, iron.
Top stitch entire perimeter

(4) sew seam face-to-face

chin measurement 6.5in

cut 2 mirror pieces of each:
- outer fabric
- filter lining (e.g. Merv13,16)
- inner fabric
cut 1 piece of:
- nose-piece cover

To make 1/4" wide stretchy ties
cut 1" strips of T-shirt material
iron two 1/4" folds along length
fold in half and iron (4 layers)
stitch along open end

18" tie

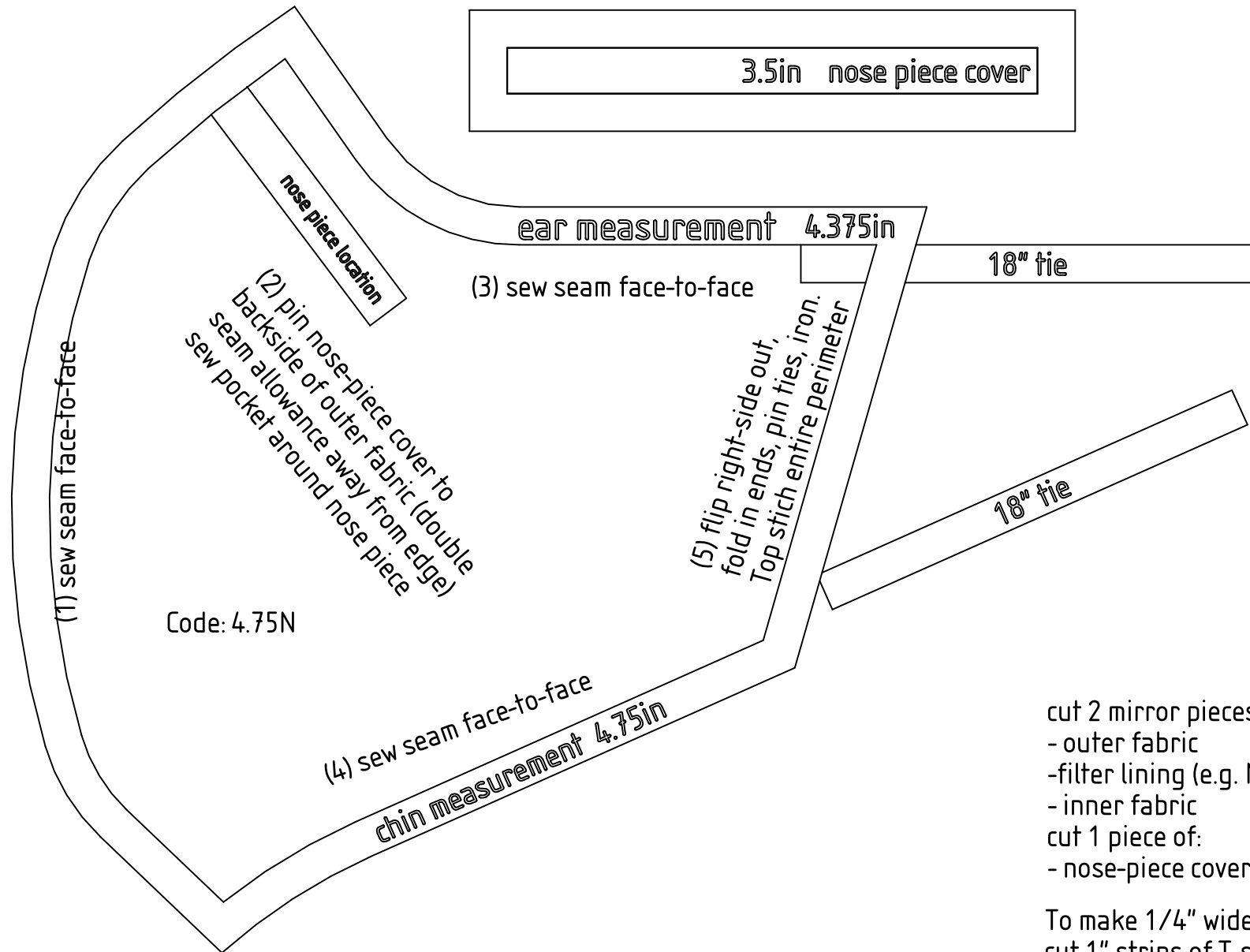
“Jesse” Mask

Narrow Size

1/4" seam allowance shown

3-inch bar - check scale

3.5in nose piece cover



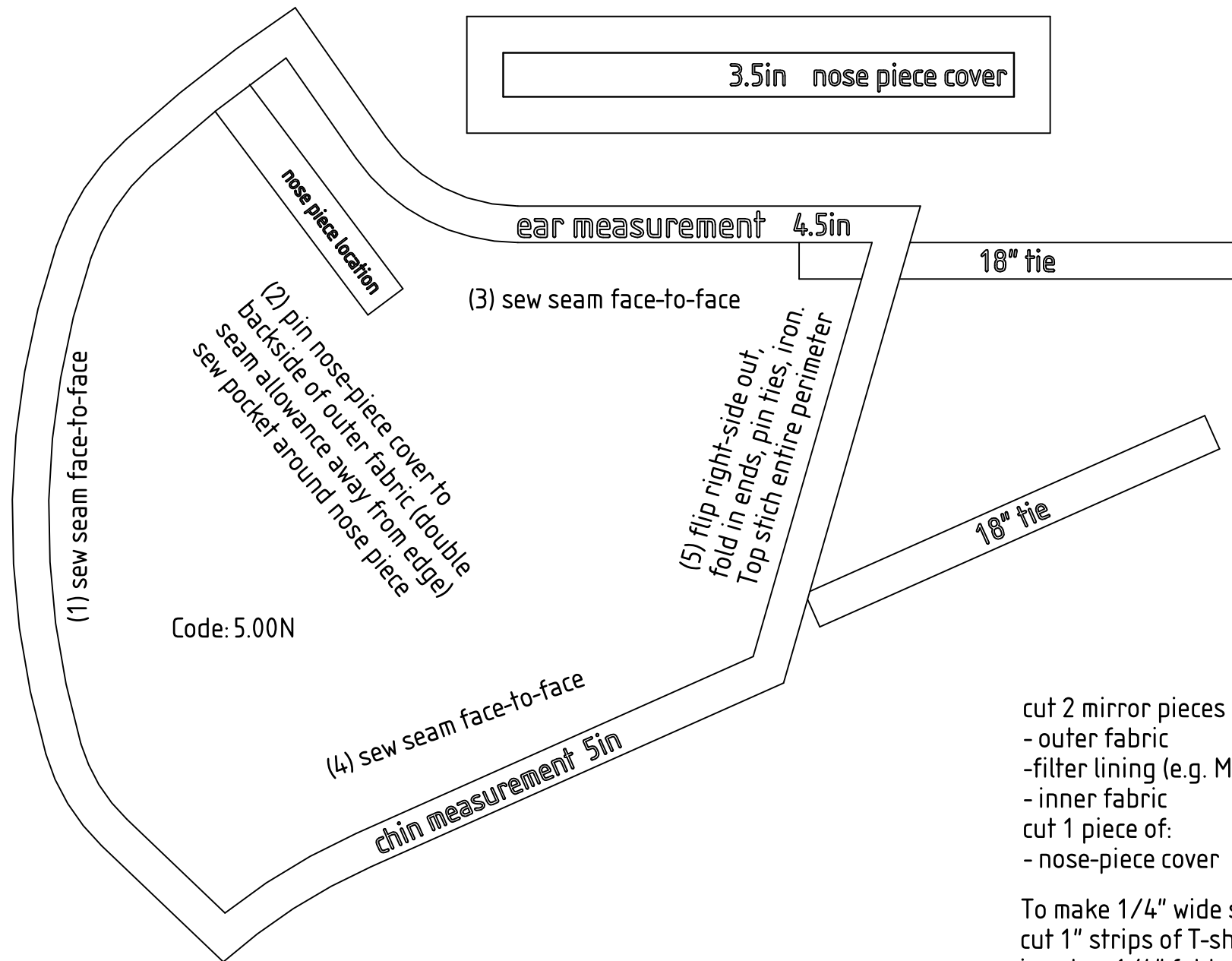
cut 2 mirror pieces of each:
- outer fabric
- filter lining (e.g. Merv13,16)
- inner fabric
cut 1 piece of:
- nose-piece cover

To make 1/4" wide stretchy ties
cut 1" strips of T-shirt material
iron two 1/4" folds along length
fold in half and iron (4 layers)
stitch along open end

1/4" seam allowance shown

3-inch bar - check scale

3.5in nose piece cover



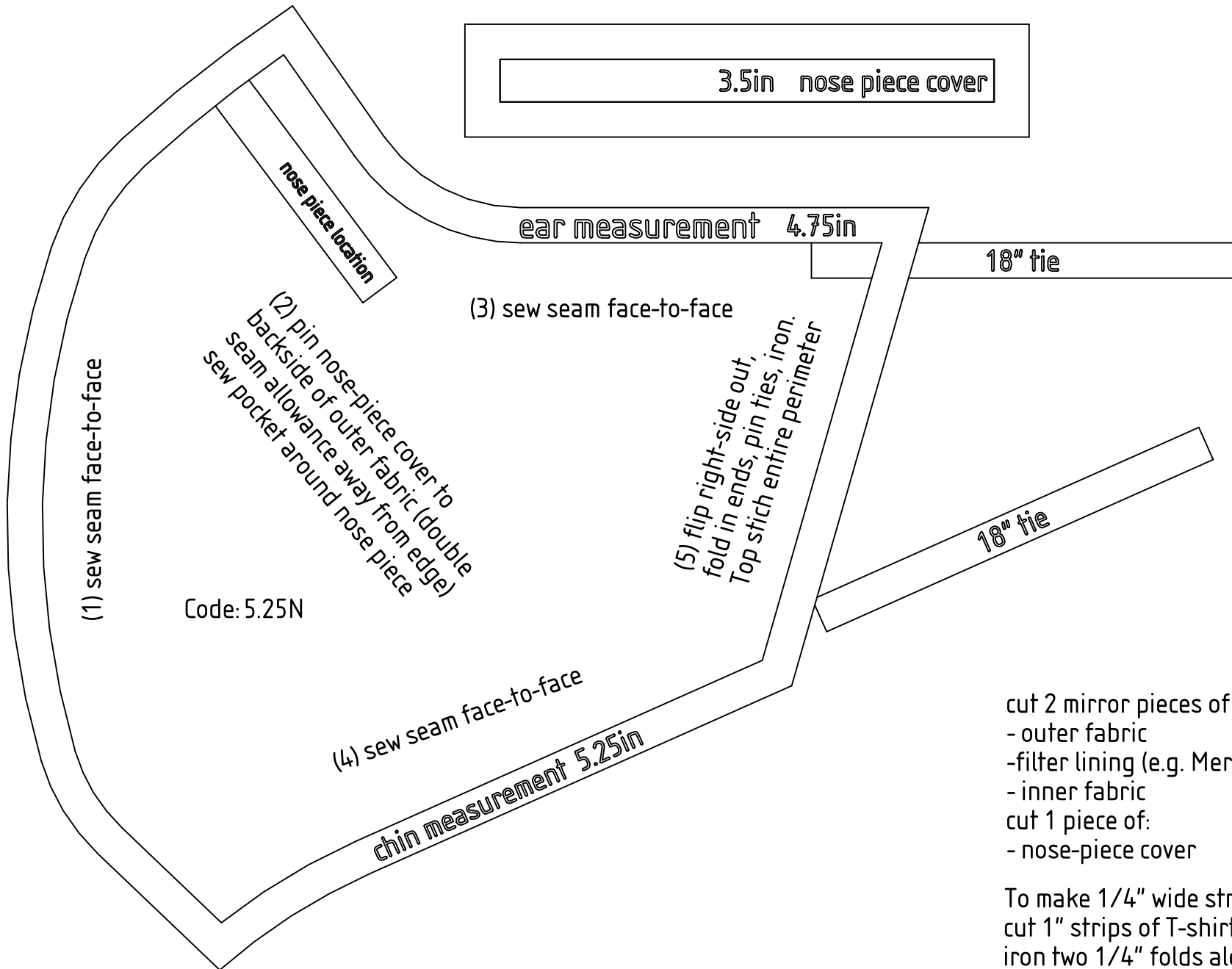
cut 2 mirror pieces of each:
- outer fabric
- filter lining (e.g. Merv13,16)
- inner fabric
cut 1 piece of:
- nose-piece cover

To make 1/4" wide stretchy ties
cut 1" strips of T-shirt material
iron two 1/4" folds along length
fold in half and iron (4 layers)
stitch along open end

1/4" seam allowance shown

3-inch bar - check scale

3.5in nose piece cover



cut 2 mirror pieces of each:
- outer fabric
- filter lining (e.g. Merv13,16)
- inner fabric
cut 1 piece of:
- nose-piece cover

To make 1/4" wide stretchy ties
cut 1" strips of T-shirt material
iron two 1/4" folds along length
fold in half and iron (4 layers)
stitch along open end

1/4" seam allowance shown

3-inch bar - check scale

3.5in nose piece cover

nose piece location

ear measurement 5in

18" tie

(3) sew seam face-to-face

(1) sew seam face-to-face

(2) pin nose-piece cover to
backside of outer fabric (double
seam allowance away from edge)
sew pocket around nose piece

Code: 5.5N

(5) flip right-side out,
fold in ends, pin ties, iron.
Top stitch entire perimeter

(4) sew seam face-to-face

chin measurement 5.5in

18" tie

cut 2 mirror pieces of each:
- outer fabric
- filter lining (e.g. Merv13,16)
- inner fabric
cut 1 piece of:
- nose-piece cover

To make 1/4" wide stretchy ties
cut 1" strips of T-shirt material
iron two 1/4" folds along length
fold in half and iron (4 layers)
stitch along open end

1/4" seam allowance shown

3-inch bar - check scale

3.5in nose piece cover

nose piece location

ear measurement 5.25in

18" tie

(3) sew seam face-to-face

(1) sew seam face-to-face

(2) pin nose-piece cover to
backside of outer fabric (double
seam allowance away from edge)
sew pocket around nose piece

Code: 5.75N

(5) flip right-side out,
fold in ends, pin ties, iron.
Top stitch entire perimeter

(4) sew seam face-to-face

chin measurement 5.75in

cut 2 mirror pieces of each:
- outer fabric
- filter lining (e.g. Merv13,16)
- inner fabric
cut 1 piece of:
- nose-piece cover

To make 1/4" wide stretchy ties
cut 1" strips of T-shirt material
iron two 1/4" folds along length
fold in half and iron (4 layers)
stitch along open end

1/4" seam allowance shown

3-inch bar - check scale

3.5in nose piece cover

nose piece location

ear measurement 5.5in

18" tie

(1) sew seam face-to-face

(2) pin nose-piece cover to
backside of outer fabric (double
seam allowance away from edge)
sew pocket around nose piece

(3) sew seam face-to-face

(5) flip right-side out,
fold in ends, pin ties, iron.
Top stitch entire perimeter

Code: 6.00N

(4) sew seam face-to-face

chin measurement 6in

18" tie

cut 2 mirror pieces of each:
- outer fabric
- filter lining (e.g. Merv13,16)
- inner fabric
cut 1 piece of:
- nose-piece cover

To make 1/4" wide stretchy ties
cut 1" strips of T-shirt material
iron two 1/4" folds along length
fold in half and iron (4 layers)
stitch along open end

1/4" seam allowance shown

3-inch bar - check scale

3.5in nose piece cover

nose piece location

ear measurement 5.75in

18" tie

(3) sew seam face-to-face

(1) sew seam face-to-face

(2) pin nose-piece cover to
backside of outer fabric (double
seam allowance away from edge)
sew pocket around nose piece

Code: 6.25N

(5) flip right-side out,
fold in ends, pin ties, iron.
Top stitch entire perimeter

(4) sew seam face-to-face

chin measurement 6.25in

18" tie

cut 2 mirror pieces of each:
- outer fabric
- filter lining (e.g. Merv13,16)
- inner fabric
cut 1 piece of:
- nose-piece cover

To make 1/4" wide stretchy ties
cut 1" strips of T-shirt material
iron two 1/4" folds along length
fold in half and iron (4 layers)
stitch along open end

1/4" seam allowance shown

3-inch bar - check scale

3.5in nose piece cover

nose piece location

ear measurement 6in

18" tie

(1) sew seam face-to-face

Code: 6.50N

(2) pin nose-piece cover to
backside of outer fabric (double
seam allowance away from edge)
sew pocket around nose piece

(3) sew seam face-to-face

(5) flip right-side out,
fold in ends, pin ties, iron.
Top stitch entire perimeter

(4) sew seam face-to-face

chin measurement 6.5in

18" tie

cut 2 mirror pieces of each:
- outer fabric
- filter lining (e.g. Merv13,16)
- inner fabric
cut 1 piece of:
- nose-piece cover

To make 1/4" wide stretchy ties
cut 1" strips of T-shirt material
iron two 1/4" folds along length
fold in half and iron (4 layers)
stitch along open end

“Jesse” Mask

Wide Size

1/4" seam allowance shown

3-inch bar - check scale

3.5in nose piece cover

ear measurement 5.125in

(3) sew seam face-to-face

18" tie

18" tie

nose piece location

(2) pin nose-piece cover to
backside of outer fabric (double
seam allowance away from edge)
sew pocket around nose piece

(1) sew seam face-to-face

Code: 4.75W

(4) sew seam face-to-face
chin measurement 4.75in

(5) flip right-side out,
fold in ends, pin ties, iron.
Top stitch entire perimeter

cut 2 mirror pieces of each:
- outer fabric
- filter lining (e.g. Merv13,16)
- inner fabric
cut 1 piece of:
- nose-piece cover

To make 1/4" wide stretchy ties
cut 1" strips of T-shirt material
iron two 1/4" folds along length
fold in half and iron (4 layers)
stitch along open end

1/4" seam allowance shown

3-inch bar - check scale

3.5in nose piece cover

nose piece location

ear measurement 5.5in

(3) sew seam face-to-face

18" tie

(1) sew seam face-to-face

(2) pin nose-piece cover to
backside of outer fabric (double
seam allowance away from edge)
sew pocket around nose piece

Code: 5.00W

(5) flip right-side out,
fold in ends, pin ties, iron.
Top stitch entire perimeter

18" tie

(4) sew seam face-to-face
chin measurement 5in

cut 2 mirror pieces of each:
- outer fabric
- filter lining (e.g. Merv13,16)
- inner fabric
cut 1 piece of:
- nose-piece cover

To make 1/4" wide stretchy ties
cut 1" strips of T-shirt material
iron two 1/4" folds along length
fold in half and iron (4 layers)
stitch along open end

1/4" seam allowance shown

3-inch bar - check scale

3.5in nose piece cover

nose piece location

ear measurement 5.75in

(3) sew seam face-to-face

18" tie

(1) sew seam face-to-face

(2) pin nose-piece cover to
backside of outer fabric (double
seam allowance away from edge)
sew pocket around nose piece

Code: 5.25W

(5) flip right-side out,
fold in ends, pin ties, iron.
Top stitch entire perimeter

18" tie

(4) sew seam face-to-face
chin measurement 5.25in

cut 2 mirror pieces of each:
- outer fabric
- filter lining (e.g. Merv13,16)
- inner fabric
cut 1 piece of:
- nose-piece cover

To make 1/4" wide stretchy ties
cut 1" strips of T-shirt material
iron two 1/4" folds along length
fold in half and iron (4 layers)
stitch along open end

1/4" seam allowance shown

3-inch bar - check scale

3.5in nose piece cover

nose piece location

ear measurement 6in

18" tie

(3) sew seam face-to-face

(1) sew seam face-to-face

(2) pin nose-piece cover to
backside of outer fabric (double
seam allowance away from edge)
sew pocket around nose piece

Code: 5.5W

(5) flip right-side out,
fold in ends, pin ties, iron.
Top stitch entire perimeter

18" tie

(4) sew seam face-to-face
chin measurement 5.5in

cut 2 mirror pieces of each:
- outer fabric
- filter lining (e.g. Merv13,16)
- inner fabric
cut 1 piece of:
- nose-piece cover

To make 1/4" wide stretchy ties
cut 1" strips of T-shirt material
iron two 1/4" folds along length
fold in half and iron (4 layers)
stitch along open end

1/4" seam allowance shown

3-inch bar - check scale

3.5in nose piece cover

nose piece location

ear measurement 6.25in

18" tie

(3) sew seam face-to-face

(1) sew seam face-to-face

(2) pin nose-piece cover to
backside of outer fabric (double
seam allowance away from edge)
sew pocket around nose piece

Code: 5.75W

(5) flip right-side out,
fold in ends, pin ties, iron.
Top stitch entire perimeter

18" tie

(4) sew seam face-to-face

chin measurement 5.75in

cut 2 mirror pieces of each:
- outer fabric
- filter lining (e.g. Merv13,16)
- inner fabric
cut 1 piece of:
- nose-piece cover

To make 1/4" wide stretchy ties
cut 1" strips of T-shirt material
iron two 1/4" folds along length
fold in half and iron (4 layers)
stitch along open end

1/4" seam allowance shown

3-inch bar - check scale

3.5in nose piece cover

nose piece location

ear measurement 6.5in

18" tie

(3) sew seam face-to-face

(1) sew seam face-to-face

(2) pin nose-piece cover to
backside of outer fabric (double
seam allowance away from edge)
sew pocket around nose piece

Code: 6.00W

(5) flip right-side out,
fold in ends, pin ties, iron.
Top stitch entire perimeter

18" tie

(4) sew seam face-to-face

chin measurement 6in

cut 2 mirror pieces of each:
- outer fabric
- filter lining (e.g. Merv13,16)
- inner fabric
cut 1 piece of:
- nose-piece cover

To make 1/4" wide stretchy ties
cut 1" strips of T-shirt material
iron two 1/4" folds along length
fold in half and iron (4 layers)
stitch along open end

1/4" seam allowance shown

3-inch bar - check scale

3.5in nose piece cover

nose piece location

ear measurement 6.75in

18" tie

(1) sew seam face-to-face

(2) pin nose-piece cover to
backside of outer fabric (double
seam allowance away from edge)
sew pocket around nose piece

Code: 6.25W

(3) sew seam face-to-face

(5) flip right-side out,
fold in ends, pin ties, iron.
Top stitch entire perimeter

(4) sew seam face-to-face

chin measurement 6.25in

18" tie

cut 2 mirror pieces of each:
- outer fabric
- filter lining (e.g. Merv13,16)
- inner fabric
cut 1 piece of:
- nose-piece cover

To make 1/4" wide stretchy ties
cut 1" strips of T-shirt material
iron two 1/4" folds along length
fold in half and iron (4 layers)
stitch along open end

1/4" seam allowance shown

3-inch bar - check scale

3.5in nose piece cover

nose piece location

ear measurement 7in

18" tie

(1) sew seam face-to-face

(2) pin nose-piece cover to
backside of outer fabric (double
seam allowance away from edge)
sew pocket around nose piece

Code: 6.50W

(3) sew seam face-to-face

(5) flip right-side out,
fold in ends, pin ties, iron.
Top stitch entire perimeter

(4) sew seam face-to-face

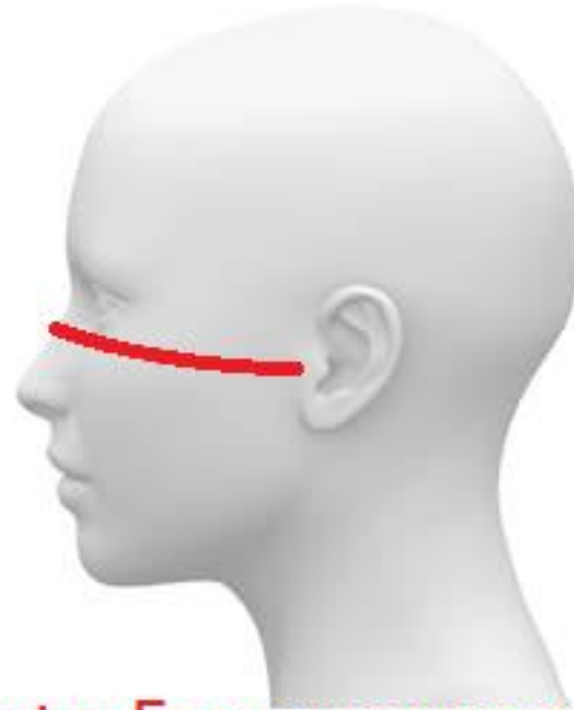
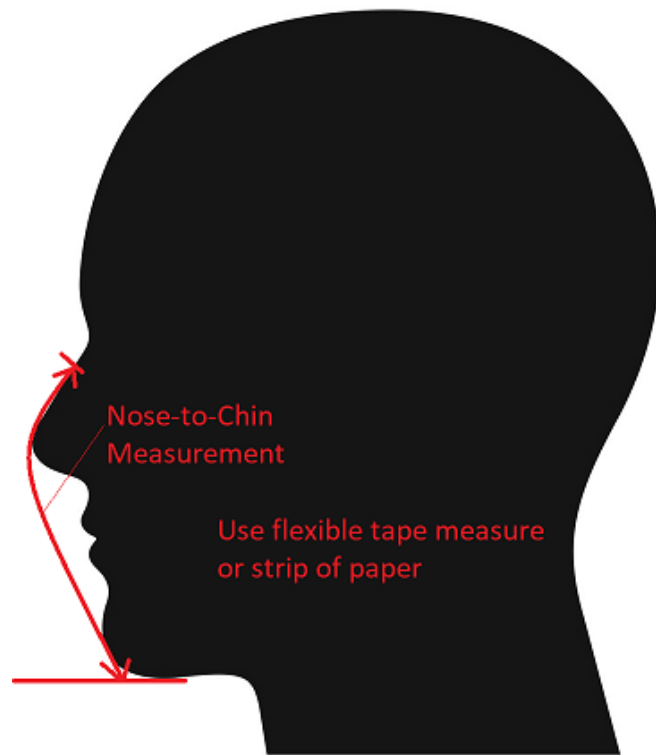
chin measurement 6.5in

18" tie

cut 2 mirror pieces of each:
- outer fabric
- filter lining (e.g. Merv13,16)
- inner fabric
cut 1 piece of:
- nose-piece cover

To make 1/4" wide stretchy ties
cut 1" strips of T-shirt material
iron two 1/4" folds along length
fold in half and iron (4 layers)
stitch along open end

“Jesse” Mask Measurement Tips



Nose-to-Ear measurement

Print Settings

Print

Printer: **HP LaserJet Professional CM1410 Series PCL 6** [Properties](#) [Advanced](#) [Help](#)

Copies:

☐ Print in grayscale (black and white) ☐ Save ink/toner

Pages to Print

☒ All ☐ Current ☐ Pages

► More Options

Page Sizing & Handling

☐ Fit ☐ Actual size

☐ Shrink oversized pages ☒ Custom Scale: %

☐ Choose paper source by PDF page size

Orientation:

☐ Auto ☐ Portrait ☒ Landscape

Comments & Forms

Document: 11.0 x 8.5in

11 x 8.5 Inches

**"Jesse" Mask
Average Size**

< >

Page 1 of 30