

HORN

of AMERICA
FINE SEWING FURNITURE



2026 CATALOG



Choosing the Right Sewing Cabinet:

Choosing the right sewing cabinet for your needs can be rewarding and fun! Perhaps you've just purchased a new machine or you would simply like to retire the kitchen table as your workspace. Either way, getting organized with a Horn of America sewing cabinet will facilitate your comfort, creativity, and productivity.

Because you take sewing, embroidery, and quilting seriously, you have probably wondered:

"Do I have room for a sewing cabinet?" **YES!**

"Will I actually use a sewing cabinet?" **YES!**

We know that your sewing needs are unique and we have found that many sewists will sew more and exercise their creativity in new ways if their sewing materials are in one dedicated location. Sew more, sew longer, sew in comfort - all in your dedicated creative space!

How To Choose The Right Cabinet For You:

- 1) How much space in your sewing room do you have to dedicate to a sewing cabinet? Sewing cabinets come in all shapes and sizes, and there is sure to be one that fits your needs.
- 2) What size is your machine? Cabinets offer assorted size openings, lift types, and weight capacities to accommodate different machines.
- 3) Would it be convenient to do your sewing and serging in one workspace?
- 4) Does the cabinet have a lift mechanism so you can switch from free arm to flat bed sewing and a third storage position?
- 5) Do you want a cabinet that completely closes when not in use to conserve space and protect your machine, or will you leave your machine up all the time?
- 6) How much storage would you like? Do you plan to store your thread, sewing tools, and fabric in your cabinet?
- 7) Do you often make larger projects like quilts? A drop leaf extension would provide a larger work surface and reduce the amount your quilt hangs over the edge and pulls at your needle.

Flatbed with Insert



Freearm



Upgrade Your Sewing Experience with a Horn of America Machine Insert

A custom acrylic insert transforms your sewing cabinet by:

- Eliminating gaps between machine and work surface
- Ensuring smooth fabric flow
- Creating an ergonomic workspace
- Reducing wrist strain

Each insert is precision-engineered for your specific machine and cabinet model to maximize comfort and efficiency.

Horn furniture includes many standard features:

- Melamine mar-resistant and water-resistant surface, to give you years of use.
- 6 outlet power strip, so you have one place to plug in your machines, iron, lights, and devices.
- Easy Roll lockable casters so you can position your Horn cabinet where you want it.
- **Whisper Quiet electric lift** that allows you to position your machine in free arm, flatbed, or storage position by pressing a button. Our Whisper Quiet Electric lift is designed to hold large heavy machines up to the **weight limit of 80 Lbs.**
- Hinged drop leaves, swing-up tables, and drawer extension panels give you an expandable work surface (varies by model). These features allow for a very versatile multipurpose cabinet to cut, piece, or add a second sewing machine.
- Soft rounded banded edges that will not snag delicate fabric as you sew.
- **Horn Cabinets come completely assembled**, add the casters, position, and sew.
- Custom inserts are available for all models (Sold Separately).
- **All Horn sewing cabinets are manufactured in the USA in our factory in Sutton, West Virginia . We support American jobs and independent retailers across the country.**
- **All Horn cabinets and tables are protected by a limited lifetime warranty.**

Model 9100 New Heights



Model 9100EXT includes:
15"x 25-3/4" angled drawer extension
sold separately

Description

Our Model 9100 gives you the capability to sit or stand while sewing and a huge work surface for cutting, piecing or embroidery. The Model 9100 also features an innovative Magic Corner filler panel, so you never have to worry about your fabric falling "down the hole." The Model 9100 is the perfect all-purpose creative sewing table.

(Cutting mat sold separately)

(Model 9100EXT sold separately)




White(.80)



Sunrise Maple(.90)



Sunset Maple(.91)



Gray(.92)

Dimensions	Open	Closed
Width	72-1/2"	60"
Depth	36"	26"
Height	29"- 40"	29"- 40"
Cut-out	31" x 15-1/2"	
Weight	260 lbs	

Features

- **Height Adjustable:** The 9100 can be adjusted between a sitting position of 29" to a standing position of 40" with the touch of a button. With three customizable memory settings, you can be ready to cut, sew, or embroider in seconds.
- **31" Wide Machine Cut-Out:** The 31" x 15-1/2" Fits large machines including popular models like the Baby Lock Radiance, Brother Aveneer EVI, BERNINA 990, and Janome M17.
- **Multipurpose:** Need to cut large pieces of fabric? No problem with the 9100! Just lower your machine to the storage position, replace the filler panel, and you have a large 72-1/2" x 36" surface to work on.
- **Magic Corner:** One unique feature of the 9100 is the Magic Corner filler panel that fills the space between the left and back drop leaves. You never have to worry about your fabric falling down the gap while you are sewing.

Model 9479



Description

Ideal for taller sewist, the **NEW** Model 9479 sewing cabinet stands at 36-1/2 inches, offering an ergonomic design for maximum comfort and the perfect sewing position. This versatile cabinet features a swing-up side platform and table, providing extra workspace for a second machine, serger (up to 45 lbs), cutting mat, or pressing mat. The removable foot control platform allows customizable pedal height, ensuring a tailored sewing experience. Designed for functionality and comfort, the **NEW** Model 9479 is a must-have for taller individuals seeking a seamless and organized sewing space.



Dimensions	Open	Closed
Width	78"	63-1/4"
Depth	64-1/4"	27"
Height	36-1/2"	
Cut-out	34" x 15-1/2"	
Weight	342 lbs	

Features

- **Swing-Up Table:** Provides extra workspace when needed, and easily folds out of the way when not in use.
- **Embroidery Hoop Pull-Out:** Makes it simple to use and store even the largest embroidery hoops.
- **Adjustable Shelf Space:** Converts into embroidery module storage that accommodates many of today's popular embroidery units.
- **34" Wide Machine Cut-Out:** Fits the largest modern machines including popular models like the Baby Lock Radiance, Brother Aveneer EV1, BERNINA 990, and Janome M17.
- **Countertop Height:** At 36-1/2" high this cabinet stores the Viking Epic embroidery module.
- **Drawer Extension:** The left drawer extension adds an extra 18-3/8" W x 17 D" work surface.
- **Four Soft-Closing Drawers:** Provides smooth, quiet, and convenient storage for your sewing tools and supplies.

#1 AMERICAN MADE SEWING CABINET

Model 9090



Description

The **NEW** Model 9090 Sewing Cabinet is the ultimate sewing center, designed to offer a convenient and expandable work surface for all your sewing needs. It provides easy access to your tools and materials, keeping everything within reach for maximum efficiency.

The spacious swing-up table can comfortably accommodate a sewing machine or serger (up to 45 lbs), a pressing mat, or a cutting mat. With everything organized in one location, the Model 9090 makes sewing easier and more enjoyable.



White(.80) Sunrise Maple(.90) Sunset Maple(.91) Gray(.92)

Dimensions	Open	Closed
Width	78"	63-1/4"
Depth	64-1/4"	27"
Height	29-3/4"	
Cut-out	34" x 15-1/2"	
Weight	282 lbs	

Features

- **34" Wide Machine Cut-Out:** Fits the largest modern machines including popular models like the Baby Lock Radiance, Brother Avener EV1, BERNINA 990, and Janome M17.
- **Embroidery Hoop Pull-Out:** This makes it simple to use and store even the largest embroidery hoops.
- **Adjustable Shelf Space:** Converts into embroidery module storage that accommodates many of today's popular embroidery units.
- **Swing-Up Table:** Provides extra workspace when needed, and easily folds out of the way when not in use.
- **Drawer Extension:** Adds 18-3/8" W x 17" D of extra work surface for even more sewing space.
- **Three Soft-Closing Drawers:** Provides smooth, quiet, and convenient storage for your sewing tools and supplies.

Model 9080



Description

The **NEW** Model 9080 sewing center is great for smaller spaces, with its compact design and space-saving footprint. The 9080 is easy to move and position where you need it, making it a flexible addition to any room.

The expandable work surface provides ample room for your largest projects, and your sewing essentials stay close at hand in one convenient location. With thoughtful storage solutions and a sturdy build, the 9080 helps you stay organized and focused. Now you can create with confidence.



White(.80)



Sunrise Maple(.90)



Sunset Maple(.91)



Gray(.92)

Dimensions	Open	Closed
Width	63-1/4"	63-1/4"
Depth	40"	27"
Height	29-3/4"	
Cut-out	34" x 15-1/2"	
Weight	227 lbs	

Features

- **34" Wide Machine Cut-Out:** Fits the largest modern machines including popular models like the Baby Lock Radiance, Brother Avener EVI, BERNINA 990, and Janome M17.
- **Embroidery Hoop Pull-Out:** Makes it simple to use and store even the largest embroidery hoops.
- **Adjustable Shelf Space:** Converts into embroidery module storage that accommodates many of today's popular embroidery units.
- **Drawer Extension:** Adds 18-3/8" W x 17" D of extra work surface for even more sewing space.
- **Three Soft-Closing Drawers:** Provides smooth, quiet, and convenient storage for your sewing tools and supplies.



Model 9050



Description

If you're working with limited space but need a cabinet that can comfortably fit today's largest sewing machines, the **NEW** Model 9050 is the perfect solution. This compact sewing center is designed to maximize functionality in small spaces, offering convenient storage options, rear drop leaf, left-side swing-up table, and a bifold door for easy access. Ideal for shared spaces, it combines style and practicality into one streamlined unit.



Dimensions	Open	Closed
Width	64-1/4"	53"
Depth	40"	27"
Height	29-3/4"	
Cut-out	34" x 15-1/2"	
Weight	215 lbs	



Features

- **Swing-Up Table:** Provides extra workspace when needed, and easily folds out of the way when not in use.
- **Embroidery Hoop Pull-Out:** Makes it simple to use and store even the largest embroidery hoops.
- **Adjustable Shelf Space:** Converts into embroidery module storage that accommodates many of today's popular embroidery units.
- **Spacious & Accessible:** Thanks to the new 34" cutout, users now enjoy more leg room than ever before.
- **34" Wide Machine Cut-Out:** Fits the largest modern machines including popular models like the Baby Lock Radiance, Brother Avener EV1, BERNINA 990, and Janome M17.

Model 9030



Description

The **NEW** Model 9030 is the ultimate space-saving solution for those needing a cabinet that fits today's largest sewing machines. Designed with efficiency in mind, it features adjustable shelving and dedicated storage for embroidery hoops. The rear drop leaf and left-side swing-up table provide an expandable work surface for large projects. Plus, you get more leg and knee room than ever before in a compact cabinet.



Dimensions	Open	Closed
Width	64-1/4"	53"
Depth	40"	27"
Height	29-3/4"	
Cut-out	34" x 15-1/2"	
Weight	184 lbs	

Features

- **Swing-Up Table:** Provides extra workspace when needed, and easily folds out of the way when not in use.
- **Embroidery Hoop Pull-Out:** Makes it simple to use and store even the largest embroidery hoops.
- **Adjustable Shelf Space:** Converts into embroidery module storage that accommodates many of today's popular embroidery units.
- **Spacious & Accessible:** Thanks to the new 34" cutout, users now enjoy more leg room than ever before.
- **34" Wide Machine Cut-Out:** Fits the largest modern machines including popular models like the Baby Lock Radiance, Brother Avener EV1, BERNINA 990, and Janome M17.



Model 8280



Description

The Model 8280, continues the tradition of the popular “Quilter’s Dream” cabinet, with a 31” x 15-1/2” opening that can accommodate today’s larger quilting machines. It includes a large drawer extension, a 14” drop-leaf, and a right-side swing-up extension, providing ample space for even the largest quilting projects.



White(.80)



Gray(.92)

Dimensions	Open	Closed
Width	74-5/8”	60”
Depth	56”	27”
Height	29 3/4”	
Cut-out	198 lbs	
Weight	31” x 15-1/2”	

Features

- **31” Wide Machine Cut-Out:** The 31” x 15-1/2” Fits large machines including popular models like the Baby Lock Radiance, Brother Avener EV1, BERNINA 990, and Janome M17.
- **Open Front Design:** The open front design adds more leg room giving you a more comfortable and accessible sewing cabinet.
- **Drawer Extension:** Adds 25-1/8” x 16” of extra work surface for even more sewing space.
- **Swing-Up Table:** Provides extra workspace when needed, and easily folds out of the way when not in use.

Model 51 Caddie

Sold Separately



MODEL 5400



Description

Are you searching for a great compact sewing cabinet? The Model 5400 is an excellent option. This cabinet features four drawers and a 25 x 13 cut-out that can accommodate most mid-size sewing machines. The bifold doors allow you to close the cabinet when not in use, making it an ideal choice for those looking for a space-saving solution.



White(.80)



Sunset Maple(.91)

Dimensions	Open	Closed
Width	48"	48"
Depth	39-1/2"	20-1/2"
Height	29-3/4"	
Cut-out	25" x 13"	
Weight	184 lbs	



Features

- **25" Wide Machine Cut-Out:** The 25" x 13" opening fits most medium sized sewing machines.
- **Maneuverable:** Weighing in at 193 lbs, the 5400 is lighter than most cabinets, allowing it to easily be pulled out from a wall to setup the drop leaf.
- **Protect Your Machine:** When the machine is stored, the drop leaf is down, and the door is closed, the 5400 transforms into a console table.

Model 4200



Description

Meet the versatile, space-saving workstation you've been waiting for—Model 4200. Its convenient drop leaf seamlessly doubles your work surface, ensuring ample room when you need it most, while adjustable shelving provides customizable storage solutions to keep you organized. Enjoy the whisper-quiet reliability of Horn's renowned Electric Lift and the peace of mind offered by a product proudly made in the USA. Backed by Horn of America's Limited Lifetime Warranty, the Model 4200 is built to elevate your workspace for years to come.



White(.80)

Dimensions	Open	Closed
Width	41-3/4"	41-3/4"
Depth	39-1/4"	20-1/2"
Height	29-3/4"	
Cut-out	25" x 13"	
Weight	175 lbs	

Model 40 Caddie



Description

The Model 40 Caddie is specifically designed as a companion to the Model 4200 and Model 4100 cabinets. The included drop leaf provides a significant workspace upgrade and the four spacious drawers offer generous storage space.



White(.80)

Dimensions:

Open: 24" Width x 39-1/4" Depth x 29-3/4" Height

Closed: 24" Width x 20-1/2" Depth x 29-3/4" Height

Weight: 109 lbs

Model 7600



Description

The Model 7600 Deluxe Storage Chest is the perfect piece for the sewist or embroiderer who can appreciate the convenience of an all-in-one storage and work center. Model 7600 storage chest includes a large rear drop leaf that turns the top surface into an expansive work station suitable for any cutting, sewing or quilting project. *(Cutting mat sold separately)*

The addition of the included rear shelf turns the 7600 into a storage island.



White(.80) Sunrise Maple(.90) Sunset Maple(.91) Gray(.92)

Dimensions	Open	Closed
Width	60"	60"
Depth	40"	21"
Height	35"	
Cut-out		
Weight	280 lbs	

Features

- 7 adjustable shelves
- 7 drawers on nylon rollers
- 2 bifold swing away doors
- Pull-out thread storage system





Model 2211



White(.80)

Model 2211 offers a 72" x 40" cutting surface when opened. There are two drawers to store cutting tools and space underneath to keep bolts of fabric.

(Cutting mat sold separately)

Dimensions:


Open: 72" Width x 40" Depth x 35" Height

Closed: 17" Width x 40" Depth x 35" Height

Weight: 133 lbs.



Model 90




White(.80)



Sunrise Maple(.90)



Sunset Maple(.91)



Gray(.92)

Model 90 Caddie has a 27" depth to store most embroidery modules currently available. The 90 includes three drawers, three adjustable shelves, and thread storage that can be removed and used as hoop storage.

Dimensions:

Open: 40" Width x 27" Depth x 29-3/4" Height

Closed: 40" Width x 27" Depth x 29-3/4" Height

Weight: 198 lbs



Model A680



White(.80)



Sunrise Maple(.90)



Sunset Maple(.91)

Model A680 is a multiuse cutting cabinet offering storage and work space. It's built specifically for fabric cutters and features two drop leaves for plenty of work space, shelves for storage, and dividers for organizing dies.

Dimensions:

Open: 68" Width x 27" Depth x 37-1/4" Height

Closed: 32-1/2" Width x 27" Depth x 37-1/4" Height


Weight: 152 lbs.



Model 51



White(.80)



Gray(.92)

Designed as the companion caddie to the Quilter's Dream series, the 51 caddie is also a great standalone piece. The Model 51 has four drawers for storing everything from thread and bobbins to sewing machine components, and everything in between.

Dimensions:

22" Width x 17-3/4" Depth x 24-1/4" Height

Weight: 62 lbs.

6-Way Adjustable Chair

Horn sewing chairs are 6-way adjustable which includes pneumatic height adjustment, backrest height and angle adjustment, and seat pan angle. You can sit perfectly in front of any standard height sewing cabinet in ergonomic comfort!
 Height adjustment from 20 to 24"
 400 lb weight limit



Seat Height Adjustment
 Seat Base Angle Adjustment
 Seat Back Adjustment
 Seat Back Height Adjustment



17090C.97



17090C.66



17090C.61




17090C.95




17090C.64


Cutting Mats



36 x 60 Cutting Mat 96030Z.00 (9000 Series)



40 x 60 Cutting Mat 96090Z.00 (8000 Series & 7600)



40 x 72 Cutting Mat 96050Z.00 (Model 2111, Model 2211)



Top Quality German Scissors

4" Embroidery Scissor
#904



5" Sewing Scissor
#905



6" Straight Trimmer
#906



7" Bent Trimmer
#907



8" Bent Trimmer
#908



9" Bent Trimmer
#919



Horn of America Scissors & Dressmaker Shears: Precision Craftsmanship for Every Cut

When it comes to sewing, embroidery, and fabric cutting, precision and durability are essential. Horn of America scissors and shears are designed to meet the highest standards of quality, ensuring every cut is accurate and effortless.

www.hornofamerica.com

Horn of America cabinets come with a limited lifetime warranty for the original purchaser.
Technical design changes, variations in finishes and materials may occur without notice.
Please note that accessories such as sewing machines, sergers, etc. are not included with a cabinet purchase.