

Denton Sewing Center Class Calendar



January 2020



Sun	Mon	Tue	Wed	Thu	Fri	Sat
			1 <i>Winter Break</i>	2 <i>Winter Break</i>	3 Sit n Sew 5:00pm	4 (20101) Embroidery Club: Snap Trays in the Hoop 10:00am - 1:00pm
5	6 (20102) Kimberbell Embroidery Club: Baby is Sleeping Trapunto Pillow 10:00am - 2:00pm	7	8 (18204) Stitcher's Garden 1 10:00am - 3:00pm	9 (19318) Windows 10 Basics for Embroidery Machine Owners 10:00am - 1:00pm	10	11 (20103) FTCU: Working with the Internet 10:00am - 2:00pm
12	13	14 (20101) Embroidery Club: Snap Trays in the Hoop 10:00am - 1:00pm	15 Open Classroom 10:00am - 3:00pm	16 (20104) Sewing Technique: Twin Needle Cover Hems 10:00am - 1:00pm	17 (19136) Pfaff Stitch and Stitch Sequencer 10:00am - 2:00pm Sit n Sew 5:00pm	18 (20130) Brother Scan n Cut: Kitchen Cheat Sheet
19	20 (20105) Mini Charm Tote 10:00am - 4:00pm	21 (20103) FTCU: Working with the Internet 10:00am - 2:00pm	22 (20106) Never Underestimate: Quilt or Wall Hanging - Embroidery #1 10:00am - 4:00pm	23 (20106) Never Underestimate: Quilt or Wall Hanging - Embroidery #2 10:00am - 4:00pm	24 (20107) DIME Perfect Embroidery Pro: Editing Skills 10:00am - 1:00pm	25 (18204) Stitcher's Garden 1 10:00am - 3:00pm
26	27 (20108) Brother Scan n Cut For New Owners 10:00am - 2:00PM	28	29 Open Classroom 10:00am - 3:00pm	30	31 (19310) Hope Yoder's Sip n Sew Tea Party Vintage Pillow #1 10:00am - 3:00 Sit n Sew 5:00pm	

Denton Sewing Center Class Calendar

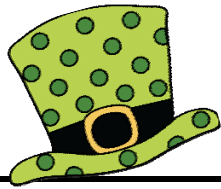


February 2020




Sun	Mon	Tue	Wed	Thu	Fri	Sat
						1 (20109) Embroidery Club: Sweetheart Envelope 10:00am - 1:00pm
2	3 (20110) Kimberbell Embroidery Club: Life is Sweet 10:00am - 2:00pm	4 (20111) Craft n Cut: Dimen- sional Designs 10:00am - 2:00pm	5 (18204) Stitcher's Garden 1 10:00am - 3:00pm	6	7 Hope Yoder's Sip n Sew Tea Party Vintage Pillow #2 10:00am - 3:00	8 (19214) Sergers Basics: Four Thread Sergers 10:00am - 1:00pm
9	10 (20113) Heated and Cooled Neck & Back Pad 10:00am - 4:00pm	11 (20109) Embroidery Club: Sweetheart Envelope 10:00am - 1:00pm	12 Open Classroom 10:00am - 3:00pm	13 (20112) Never Underestimate: Quilt or Wall Hanging - Quilting #1 10:00am - 4:00pm	14 (20112) Never Underestimate: Quilt or Wall Hanging - Quilting #1 10:00am - 4:00pm Sit n Sew 5:00pm	15
16	17 <i>President's Day</i>	18 (20131) Luck 'o the Gnome Bench Pillow 10:00am - 4:00pm	19 (20114) Brother/Baby Lock Club: Ruffler, Gather- ing Feet and Hemmers. Oh, My. 10:00am - 1:00pm	20	21 (20115) Double Wooden Hoop Wreath: Anita Goodesign Project 10:00am - 2:00PM	22
23	24	25 (19315) Baby Lock 8-thread Sergers: Coverstitch Pintuck Pillow Case 10:00am - 3:00pm	26 Open Classroom 10:00am - 3:00pm	27 (20116) Dust Covers by You: A Workshop 10:00am - 3:00pm	28 Sit n Sew 5:00pm	29 (18204) Stitcher's Garden 1 10:00am - 3:00pm

Denton Sewing Center Class Calendar



March 2020



Sun	Mon	Tue	Wed	Thu	Fri	Sat
1	2 (20117) Kimberbell Exclusive: Faberge Cutwork Egg: 10:00am - 2:00pm	3 (20118) Embroidery Club: Candy Treat Zipper Pouches in the Hoop 10:00am - 1:00pm	4	5 (20119) Word Art in Stitches: More Than Just Let- tering 10:00am - 1:00pm	6 (20120) Sewing Machine Caddy: A Sewing Workshop 10:00am - 3:00pm	7 (20121) FTCU: New Owners Class 10:00am - 2:00PM
8	9	10	11 Open Classroom 10:00am - 3:00pm	12	13 (20122) PE Design/Palette v.11: Design Center Fun 10:00am - 1:00pm Sit n Sew 5:30pm	14 (20118) Embroidery Club: Candy Treat Zipper Pouches in the Hoop 10:00am - 1:00pm
		<i>Spring break 9 - 13</i>				
15	16 (20123) Jelly Roll Slice Rug 10:00am - 4:00am	17 (20124) Embellish Maker: Dimensional Embroi- dery Techniques 10:00am - 2:00pm	18 (18204) Stitcher's Garden 1 10:00am - 3:00pm	19 (20125) My Lace Maker: Put- ting Lace Together: Rope and Column Tools 10:00am - 1:00pm	20	21
22	23	24 (20126) Designer Denims: An Embroidery Workshop Part 1 10:00am - 1:00PM	25 Open Classroom 10:00am - 3:00pm	26 (20127) Revolution Starfish Software 10:00M - 2:00PM	27 (20128) Sewing Revolution Table Runner 10:00am - 4:00pm Sit n Sew 5:30pm	28 (18204) Stitcher's Garden 1 10:00am - 3:00pm
29	30 (20129) Kimberbell: Sweet Feet Rainboots s10:00am - 2:00pm	31 (20126) Designer Denims: An Embroidery Workshop Part 2 10:00AM - 4:00P				

Denton Sewing Center

1504 Malone Street
Denton, TX. 76201
940-382-4118 or toll free 800-544-7399
www.dentonsewingcenter.com

Monday - Friday 9:30AM - 5:30PM • Saturday 9:30AM - 4:00PM • Closed Sunday

Schedule of Classes January - March 2020

Class Registration Policy

- You can sign up for a class online at our website or through the store. Except for Sit 'n Sew Classes, payment is due when you sign up.
- Class fees will be credited only if we are notified of your cancellation 72 hours prior to class time.
- Classes are subject to cancellation if a minimum is not met. In this case, fees will be credited.

Sewing Machines • Sergers • Embroidery Machines • Sewing Furniture

Machines

- Baby Lock
- Brother Innovi-is
- Husqvarna Viking
- Janome
- Pfaff

Sewing Furniture

- Horn of America
- Koala
- Kangaroo Cabinets

SIT N SEW

Can't find time to sew? Come Sit and Sew in our classroom. Work on your sewing or embroidery projects and enjoy a time of fellowship, sharing and creating new friendships. Fee is \$10. We provide a meal and beverage. Snacks and dessert are always welcome. Registration is required 48 hours prior to attending.

FRIDAY, JANUARY 3, 5:00PM - 11:00PM
FRIDAY, JANUARY 17, 5:00PM - 11:00PM
FRIDAY, JANUARY 31, 5:00PM - 11:00PM

FRIDAY, FEBRUARY 14, 5:00PM - 11:00PM
FRIDAY, FEBRUARY 28, 5:00PM - 11:00PM
FRIDAY, MARCH 13, 5:00PM - 11:00PM
FRIDAY, MARCH 27, 5:00PM - 11:00PM



SERVICE IS OUR BUSINESS

Free machine operation lessons with new machine.
Warranty repairs done on site.



Class Schedule

JANUARY — MARCH 2020
940-382-4118

www.dentonsewingcenter.com



CREATIVE SEWING

SEWING TECHNIQUE: TWIN NEEDLE COVER HEMS Don't have a cover hem machine? Then you need this class. Never used a twin needle? Then you need this class! Twin needles save you time and effort. Just about any sewing machine that does a zigzag stitch will use a twin needle. The technique learned in this class is creating a professional looking hem on a T-Shirt. One Session; 3 hours. CLASS FEE: \$25.00 ANDREA

THURSDAY, JANUARY 16, 10:00AM - 1:00PM

MINI CHARM TOTE Come learn how to make this cute lined Tote Bag using a Mini Charm Pack! One Session; 6 hours. CLASS FEE: \$30.00 BROOKE

MONDAY, JANUARY 20, 10:00AM - 4:00PM

HOPE YODER'S SIP N SEW TEA PARTY VINTAGE PILLOW The Tea Party Vintage Pillow combines heirloom stitching techniques with modern embroidery designs. Twin needle pintucks, wing-needle hem stitches, Mexican folded tucks and Chico's Glamor Glitz Technique team up with a delicate, lacy embroidery design to produce a charming pillow destined to be an heirloom treasure.

If you enjoy fine sewing techniques, but don't own an embroidery machine, you can still participate in this class. An heirloom technique can be substituted for the embroidery design. Design collection purchase required. Two Sessions; 5 hours each. FEE: 30⁰⁰ BONNIE

FRIDAY, JANUARY 31, 10:00AM - 3:00PM AND FRIDAY, FEBRUARY 7, 10:00AM - 3:00PM

HEAT n COOL NECK AND BACK PAD Come learn how to make this Neck and Back pad. Perfect to use while sewing or cutting fabric. One Session; 6 hours. CLASS FEE: \$25.00 BROOKE

MONDAY, FEBRUARY 10, 10:00AM - 4:00PM

DUST COVERS BY YOU: A SEWING WORKSHOP Let's make some dust covers! They can be for your sewing machine, mixer, toaster or blender. Want to cover that Scan n Cut? Let's do some measuring (before class) and get it done! If you have questions on measuring your project, call or visit CarolAnn at Denton Sewing Center. If you want to add embroidery, please do that before class. One Session; 5 hours. CLASS FEE: \$20.00 CAROLANN

THURSDAY, FEBRUARY 27, 10:00AM - 3:00PM

CUSTOM SEWING MACHINE COVER/TOOL CADDY: A SEWING WORKSHOP Add a personal touch to your sewing corner by creating customized under-machine caddy for your sewing machine. You can add pockets, zippers, and a tie to roll it up for traveling. Let's be creative with your decorative stitches while we are at it! If you want to add embroidery, it must be done before class. One Session; 5 hours. CLASS FEE: \$25.00 CAROLANN

FRIDAY, MARCH 6, 10:00AM - 4:00PM

JELLY ROLL SLICE RUG Decorate your home just the way you want it with the Slice Rug by Shabby Fabrics! Pick the perfect coordinating fabrics or even a jelly roll of your favorite fabrics and start sewing. This rug finishes to approximately 18" x 31". Pattern purchase required. CLASS FEE: \$25.00 BROOKE

MONDAY, MARCH 16, 10:00AM - 4:00PM

STITCHER'S GARDEN ONE

STITCHER'S GARDEN ONE Stitcher's Garden One is open to all ages, levels of sewing experience and machines. This is a great class for learning a new machine. Every technique you learn can be used in garment construction or home decor as well as quilting. This class is for BEGINNERS as well as the experienced sewer. A great mother/ daughter class to take for bonding.

Typically, Stitcher's Garden is a 14 month class. However, this will be an ongoing class so you can start in ANY month and keep going till complete. One Session; 3 hours. CLASS FEE: \$225.00 if paid in full. There is also an option to pay monthly with an automatic \$20.00 charge to your credit card. CAROLANN

WEDNESDAY, JANUARY 8, 10:00AM - 3:00PM OR SATURDAY, JANUARY 25, 10:00AM - 3:00PM
WEDNESDAY, FEBRUARY 5, 10:00AM - 3:00PM OR SATURDAY, FEBRUARY 29, 10:00AM - 3:00PM
WEDNESDAY, MARCH 18, 10:00AM - 3:00PM OR SATURDAY, MARCH 28, 10:00AM - 3:00PM



Class Schedule

JANUARY — MARCH 2020

940-382-4118

www.dentonsewingcenter.com



KIMBERBELL EMBROIDERY CLUB

BABY IS SLEEPING TRAPUNTO PILLOW From the Italian word for quilt, Trapunto is a technique which adds decorative dimension to quilted designs. We used two extra layers of batting and dense lines of quilting to create the trapunto effect for this sweet baby pillow on the embroidery machine. The bottom border of pink or blue is pieced in-the-hoop to finish the phrase "...is sleeping." Additional borders with pompom trim and hanging tassels are added on the sewing machine to make a cover just right for Kimberbell's 9½ x 5½" rectangle pillow form. Place it on the doorknob whenever baby goes down for a nap as a gentle reminder for big brother and sister to play quietly. One Session; 4 hours CLASS FEE: \$25.00 BROOKE

MONDAY, JANUARY 6, 10:00AM - 2:00PM

LIFE IS SWEET From strawberry shortcake or strawberry jam, dipped in chocolate or frosty daiquiri, life is sweeter with strawberries. This delightful tea towel captures all the cuteness of a red ripe strawberry. With our innovative technique for Over-the-Edge Appliqué, fabric is placed on both the front and back of the tea towel hem. A layer of flexible foam interfacing is sandwiched in between the fruity fabric pieces which gives dimension and makes the embroidered strawberries seem almost real. Enjoy every delicious stitch! One Session; 4 hours CLASS FEE: \$25.00 BROOKE

MONDAY, FEBRUARY 3, 10:00AM - 2:00PM

FABERGE CUTWORK EGG Created by jeweler Peter Carl Faberge, the ornate Faberge eggs were Easter gifts commissioned for mothers and daughters in the Russian imperial family. While you may not have a royal title, you'll be stitching like a queen using techniques like cutwork and fringe embroidery to make this magnificent Easter decoration. Once embroidered, the ornament can be framed in Kimberbell's traditional bamboo hoop, adorned with ribbon bows and pompom trim. One Session; 4 hours CLASS FEE: \$25.00 BROOKE

MONDAY, MARCH 2, 10:00AM - 2:00PM

SWEET FEET RAINBOOTS When life gives you rainy days, why not wear cute boots and jump in the puddles? Or, just stay inside and stitch a pair of darling rain boots on your embroidery machine. A layer of vinyl makes happy cotton prints appear like real rubber boots. Kimberbell's Medium Sweet Tube slips inside each boot with darling ribbon straps. To encourage a friend who is weathering the storms of life, we've included a printable PDF with five gift tag options. One Session; 4 hours CLASS FEE: \$25.00 BROOKE

MONDAY, MARCH 30, 10:00AM - 2:00PM

DSC EMBROIDERY CLUB

SNAP TRAYS IN THE HOOP Easy to embroider and easy to finish, snap trays are the perfect DIY catchalls. Jewelry, bobbins, pocket change, car keys - what ever you desire. Made from sparkle marine vinyl, they are also attractive. If you can part with the snap tray set of three, it makes a great gift! One Session; 4 hours KIT FEE TO BE ANNOUNCED CLASS FEE: \$25.00 BONNIE

SATURDAY, JANUARY 4, 10:00AM - 2:00PM OR TUESDAY, JANUARY 14, 10:00AM - 2:00PM

SWEETHEART ENVELOPE Give your Valentine a card they'll treasure—in an envelope made especially for them! Included as a bonus is a gift card box. One Session; 3 hours. CLASS FEE: \$25.00 ANDREA

SATURDAY, FEBRUARY 1, 10:00AM - 1:00PM OR TUESDAY, FEBRUARY 11, 10:00AM - 1:00PM

CANDY TREAT ZIPPER POUCHES IN THE HOOP Take your favorite candy bag and create a functional, yet fun, zipper pouch. Quickly and easily constructed in the hoop. One Session; 4 hours. CLASS FEE: \$25.00 BONNIE

TUESDAY, MARCH 3, 10:00AM - 2:00PM OR SATURDAY, MARCH 14, 10:00AM - 2:00PM

SERGER CLASSES

SERGER BASICS: FOUR THREAD SERGERS Use your 4-thread serger to make perfect wire-edge ribbons and add your own special touch to the Holidays or for any special occasion. All it takes is a little bit of fabric, a little bit of wire, the right serger foot and some pretty decorative thread. One Sessions; 3 hours. CLASS FEE: \$25.00 ANDREA

SATURDAY, FEBRUARY 8, 10:00AM - 1:00PM

BABY LOCK 8-THREAD SERGERS: COVERSTITCH PINTUCK PILLOWCASE Bring out that Baby Lock cover stitch serger and create a pillow case fit for a queen. The pillow case cuff is embellished with cover stitch pintucks and joined to the body of the pillow with wave stitch piping. Created completely on your Evolution, Evolve, Accolade, Ovation or Triumph. One Session, 5 hours. CLASS FEE: \$30.00 BONNIE

TUESDAY, FEBRUARY 25, 10:00AM - 3:00PM



Class Schedule

JANUARY — MARCH 2020
940-382-4118

www.dentonsewingcenter.com



EMBROIDERY CLASSES

DOUBLE WOODEN HOOP WREATH: ANITA GOODESIGN PROJECT These stunning, double hoop wreaths are becoming increasingly popular online as a D.I.Y. design to stitch by hand and give those old fashioned hoops a new life. Now, you can have a hand-stitched hoop in half the time by running the embroidery in your home machine!

In order to recreate the flat look of the cotton embroidery floss that is commonly used in hand embroidery, switch to Embellish Matte thread. These matte thread colors offer a whole new look to the finished project that really stands out. For an extra pop of shine, you can even try mixing in a metallic thread or two! Design pack purchase required. One Session; 4 hours. FEE: \$25⁰⁰ BONNIE

FRIDAY, FEBRUARY 21, 10:00AM - 2:00PM

DESIGNER DENIMS: AN EMBROIDERY WORKSHOP Embroidered denim styles are still around and they still bring pretty hefty prices. Why pay designer prices when you can do it yourself? Bring any adult or teen denim wearable to this class or—better yet—bring two garments and create a smart outfit! Bring a selection of design collections.

During the first day of the workshop, we'll do prep work. We'll discuss current trends; design selection and placement; needle and thread selection; stabilizer selection; and hooping methods for your denim garments. You'll map out your outfit and get started. In the second day of the workshop, we'll get serious about embroidery. Two Sessions; 3 and 6 hours. FEE: \$35⁰⁰ BONNIE

TUESDAY, MARCH 24, 10:00AM - 1:00PM AND TUESDAY, MARCH 31, 10:00AM - 4:00PM

STARFISH REVOLUTION SOFTWARE AND THE SEWING REVOLUTION TABLE RUNNER

STARFISH REVOLUTION SOFTWARE Starfish Revolution software creates complex embroidery design layouts larger than any embroidery hoop and produces layout templates to help you achieve easy placement at your hoop - with or without the Sewing Revolution Rulers. This class is open to anyone with Starfish software or those who are thinking about getting it. If you have Starfish Revolution installed on a laptop, you can actively participate in the project. If not, you can observe the advantages offered by this embroidery software. One Session; 4 hours. FEE: \$20⁰⁰ CAROLANN

THURSDAY, MARCH 26, 10:00AM - 2:00PM

SEWING REVOLUTION TABLE RUNNER In this class, you will be stitching out blocks for the table runner. You can use either the 5/7 or the 6/8 ruler. You will not need both rulers. Designs and printed templates will be provided. . One Session; 6 hours. FEE: \$30⁰⁰ CAROLANN

FRIDAY, MARCH 27, 10:00AM - 4:00PM

MACHINE SPECIFIC CLASSES

WINDOWS 10 BASICS FOR EMBROIDERY MACHINE OWNERS If you struggle with basic computers skills, help is here! With a few basic computer skills, you can easily search for lost files, learn how not to lose files in the first place, make new folders, and move files and folders. For Windows 10 computers only, please. One Session; 3 hours. FEE: \$20⁰⁰ ANDREA

THURSDAY, JANUARY 9, 10:00AM - 1:00PM

PFUFF STITCH CREATOR AND STITCH SEQUENCER If your Pfaff sewing machine includes Stitch Creator and you are curious about working with Stitch Creator, please join us in class. Stitch Creator allows you to design an original stitch or alter the existing stitches. With Stitch Creator, the possibilities are unlimited. If you've been thinking about purchasing a Pfaff machine, this is the perfect class to help you decide. THIS IS NOT AN EMBROIDERY CLASS. One Session: 4 hours. FEE: \$25⁰⁰ CAROLANN

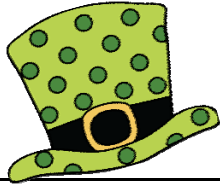
FRIDAY, JANUARY 17, 10:00AM - 2:00PM

BROTHER/BABY LOCK CLUB: RUFFLER, GATHERING FEET AND HEMMERS - OH, MY! In this class we will explore some essential optional feet. If you've never used a ruffler or a gathering foot, you are doing things the hard way. And don't even get me started on hemmers. Join the class and learn about these wonderful feet. One Session; 4 hours. FEE: \$25⁰⁰ ANDREA

WEDNESDAY, FEBRUARY 19, 10:00AM - 1:00PM

Win a 50⁰⁰ Gift Certificate


When you attend a class at Denton Sewing Center, your name will be entered in a drawing. At the end of the three months, one name will be drawn. The winner will receive a store gift certificate worth \$50.00 . The next drawing will be in April 2020.



Class Schedule

JANUARY — MARCH 2020
940-382-4118

www.dentonsewingcenter.com



EMBROIDERY SOFTWARE

FLORIANI TOTAL CONTROL UNIVERSE: WORKING SMART WITH THE INTERNET The Internet is an indispensable tool as a digitizing aid. It's a rich source of artwork - both bitmap and vector files (svgs) - all of which can be digitized into stitches. The Internet also provides us with true type fonts for digitizing with FTCU or Lettering Master. But do we really know what to look for and how to use the artwork, the fonts and the designs that we take time to search out? This class will provide guidelines for smart Internet searches. One Session; 4 hours CLASS FEE: \$30.00 BONNIE

SATURDAY, JANUARY 11, 10:00AM - 2:00PM OR TUESDAY, JANUARY 21, 10:00AM - 2:00PM

DIME PERFECT EMBROIDERY PRO: EDITING SKILLS One Session; 3 hours CLASS FEE: \$25.00 ANDREA

FRIDAY, JANUARY 24, 10:00AM - 1:00PM

CRAFT N CUT: DIMENSIONAL DESIGNS Craft n Cut is designed to aid in cutting many different materials. This class will focus on creating paper designs - mainly cards. Cards introduce a factor that is seldom present with vinyl - dimension. Creating dimension with Craft n Cut is not only fun, but quite interesting. Don't miss out on this class. One Session; 4 hours CLASS FEE: \$25.00 BONNIE

TUESDAY, FEBRUARY 4, 10:00AM - 2:00PM

WORD ART IN STITCHERS: MORE THAN JUST LETTERING One Session; 3 hours CLASS FEE: \$25.00 ANDREA

THURSDAY, MARCH 5, 10:00AM - 1:00PM

FLORIANI TOTAL CONTROL UNIVERSE: NEW OWNERS CLASS Are you new to Floriani Total Control Universe? Maybe you've owned the software but haven't used it often. This class will set you at ease with using the software. Includes an examination of the workspace; an overview of fonts and text designs; an in depth look at 'artwork' and 'backdrops'; and covers sources for help, information and education on FTCU. Bring a sack lunch. One Session; 5 hours CLASS FEE: \$35.00 BONNIE

SATURDAY, MARCH 7, 10:00AM - 3:00PM

PE DESIGN/PALETTE v11: DESIGN CENTER FUN One Session; 3 hours. CLASS FEE: \$25.00 ANDREA

FRIDAY, MARCH 13, 10:00AM - 1:00PM

EMBELLISH MAKER: DIMENSIONAL EMBROIDERY TECHNIQUES Embellish Maker offers various methods to create dimensional embroidery effects: chenille, the texture tool and a myriad of puffy foam fonts. You can add free standing appliqué to that list. Using all the dimensional effects listed, we should be able to create the perfect Reading Pillow for a young or young-at-heart reader. Want to try? One Session; 4 hours CLASS FEE: \$25.00 BONNIE

TUESDAY, MARCH 17, 10:00AM - 2:00PM

MY LACE MAKER: PUTTING LACE TOGETHER WITH ROPES AND COLUMNS One Session; 3 hours CLASS FEE: \$25.00 ANDREA

THURSDAY, MARCH, 19, 10:00AM - 1:00PM

BROTHER SCAN N CUT

KITCHEN CHEAT SHEET Any cook will appreciate this cooking measurements conversion time saver. One Session; 4 hours CLASS FEE: \$25.00 BECKY

SATURDAY, JANUARY 18, 10:00AM - 2:00PM

BROTHER SCAN N CUT FOR NEW OWNERS Do you own a Brother Scan n Cut, but are completely baffled by it? Maybe you're just not comfortable using it. This class will be the beginning a fine friendship between you and your Scan n Cut. CM350, CM650 & SDx series of Brother Scan n Cut are welcome. One Session; 4 hours CLASS FEE: \$30.00 BONNIE

MONDAY, JANUARY 27, 10:00AM - 2:00PM

PROJECT TO BE ANNOUNCED One Session; 4 hours CLASS FEE: \$25.00 BECKY

SATURDAY, FEBRUARY 15, 10:00AM - 2:00PM

PROJECT TO BE ANNOUNCED One Session; 4 hours CLASS FEE: \$25.00 BECKY

SATURDAY, MARCH 21, 10:00AM - 2:00PM



Class Schedule

JANUARY — MARCH 2020

940-382-4118

www.dentonsewingcenter.com



NEVER UNDERESTIMATE THE POWER OF A WOMAN WITH A SEWING MACHINE

This quilt project is divided into two parts. The first part (two days) will be spent embroidering. The second part (two days) will be spent quilting and binding. You will be signing up for two separate classes.

NEVER UNDERESTIMATE THE POWER OF A WOMAN WITH A SEWING MACHINE: EMBROIDERED APPLIQUE Everyone who loves to quilt and embroider will want to stitch this vintage sewing notions themed quilt. The Lunch Box Sew Vintage quilt includes twenty nine appliqué embroidery designs in multiple embroidery formats. Included with the designs are pattern instructions to make a large quilt or wall hanging. Join us for the fun! Pattern purchase required. Two Sessions; 6 hours each. FEE: 30⁰⁰ CAROLANN

WEDNESDAY AND THURSDAY, JANUARY 22 & 23, 10:00AM - 4:00PM

NEVER UNDERESTIMATE THE POWER OF A WOMAN WITH A SEWING MACHINE: QUILTING & BINDING Two Sessions ; 6 hours each. FEE: 30⁰⁰ CAROLANN

THURSDAY AND FRIDAY, FEBRUARY 13 & 14, 10:00AM - 4:00PM

LUCK O' THE GNOMES KIMBERBELL BENCH PILLOW

With wee folk, wishes, and decorative stitches, our Luck o' the Gnome: St. Patrick's Day Bench Pillow has "all the joy your heart can hold!" Leprechauns with wooden noses and knobby knees wear hats of sparkly Polka Dot and Applique Glitter, their legs dangling freely below them. Catch one, and he might lead you to a shimmering Mylar rainbow and a pot of gold as Cute as a Button ! Shamrocks of shiny Embroidery Leather, a golden Applique Glitter horseshoe, and a top hat brimming with flowers and ferns are sure to bring good fortune, while "Lucky" is embroidered in beautifully intricate stitching. With flying geese, pinwheel patterns, Spring Has Sprung Buttons, and Rick Rack Trim, our St. Patrick's Day pillow is an Irish blessing for every household! One Session; 6 hours; FEE: \$25.00 CAROLANN

TUESDAY, FEBRUARY 18, 10:00AM - 4:00PM