

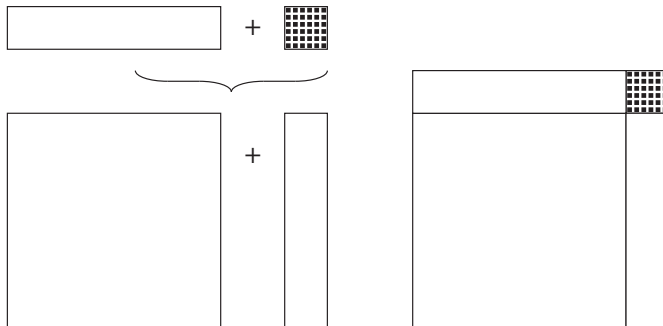


May Mystery Quilt Along

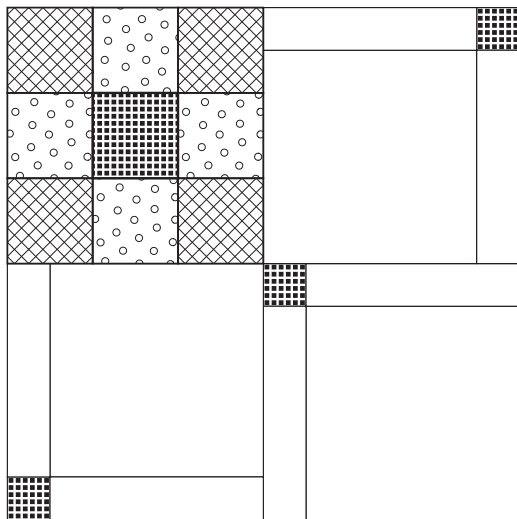
Clue 5: Accent Squares: Make 12. ($6\frac{1}{2}" \times 6\frac{1}{2}"$)

	Fabrics	May Mystery Clue 5
	Purple (dark accent)	12 - $1\frac{1}{2}"$ squares
	Background	12 - $5\frac{1}{2}"$ squares 24 - $1\frac{1}{2}" \times 5\frac{1}{2}"$ strips



1. Sew a $1\frac{1}{2}"$ purple accent square to the end of a $1\frac{1}{2}" \times 5\frac{1}{2}"$ background strip. Press to the strip.
2. Sew a $1\frac{1}{2}" \times 5\frac{1}{2}"$ background strip to a $5\frac{1}{2}"$ background square. Press to the strip.
3. Sew the two rows together to make an accent square. Press to the strip. Make 12.

Mystery Section C: Make 4. ($12\frac{1}{2}" \times 12\frac{1}{2}"$)



4. **Mystery Section C:** Sew together three Accent squares and a nine-patch block from clue 1.
5. Sew the squares together in rows, then join rows to complete mystery section C. Press to the large background squares. Make 4.