

May Mystery Quilt Along

General Information: The May Mystery Quilt Along is nature themed and there are 9 clues, which will be revealed twice a week. You won't want to miss any clues as each clue has individual cutting instructions when posted.

Suggested Fabric Choices:

You will need 48- 2½" squares of each of two different greens named teal (a darker value) and green (a lighter value). You can use the same fabric or if you want a scrappy look, use different greens of the same value representing teal or green.

Examples of teal are: dark green, blue-green, aqua, teal.

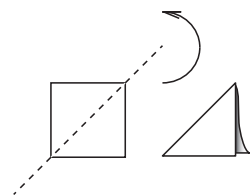
Examples of green are: medium green, kelly green, grass-green or something similar.

Use ¼" seam allowance throughout. Quilt size: 40½" x 40½".

Folding and Preparation:

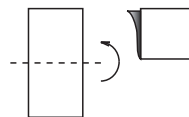
Use these general folding instructions whenever the word "folded" is added to pieces in the cutting instructions. The instructions are for any color fabric as indicated in the cutting in.

Fold fabrics, wrong sides together as indicated, then press with a warm iron to hold the folded shape of the fabric pieces.



Folded Triangles

Fold all squares marked "folded" in half diagonally to make a folded triangle as shown.

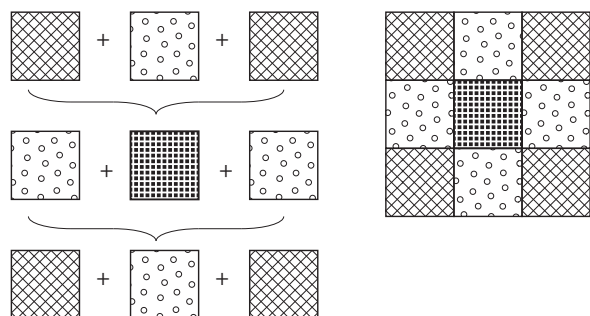


Folded Strips

Fold all strips marked "folded" in half width-wise as shown.

Clue 1: Nine-Patch Blocks with Accent Center Square: Make a total of 5. (6½" x 6½")

	Fabrics	May Mystery Clue 1
	Teal (dark green, aqua, teal)	20 - 2½" squares
	Green (medium green, kelly, grass)	20 - 2½" squares
	Purple (dark accent)	5 - 2½" squares



1. **Row 1 & 3:** Sew a teal 2½" square to opposite sides of a green 2½" square. Press to the green square
2. **Row 2:** Sew a green 2½" square to opposite sides of a purple accent 2½" square. Press to the green squares.
3. Join the rows to make a nine patch. Press to the center strip. Make 5 nine-patch blocks.