

"Autumn Splendor"

Corrections: (in bright red font color)

Back Cover: Fabric Requirements:

.

Change Fabric Requirements for

Fabric C:

Throw/Lap: 1 $\frac{3}{8}$ yds

Wall: 1 $\frac{3}{8}$ yds

Fabric E:



Throw/Lap $\frac{1}{2}$ yd (.4m)

Wall Quilt $\frac{1}{8}$ yd (.15m)



Directions:

1st Page

.

			Fabric 'C': All sizes: 1 $\frac{3}{8}$ yards (1.2m)
	22015-34	22015-76	

.

			Fabric 'E': Throw/Lap: $\frac{1}{2}$ yard (.4m) Wall Quilt: $\frac{1}{8}$ yard (.15m)
	22020-74	22020-72	

2nd Page

.

Fabric 'E': All sizes: Cut 1 strip 3" x wof. Sub cut into 2 squares 3" x 3".

-From remnant: cut 3 squares 2 $\frac{1}{2}$ " x 2 $\frac{1}{2}$ " and then cut 3 pieces $\frac{7}{8}$ " x 4 $\frac{1}{4}$ " (Maple Leaf stems). **For stems, use the darkest part of the remnants, or use dark remnants from Fabric 'H' if making the throw size.**

the remaining 3 strips together into one strip, using diagonal seams. Cut into 2 pieces 1 $\frac{1}{2}$ " x 58" (narrow side borders).