

Baskets



Copyright 2023 Sew Simple Quilt Shoppe

BLOCK THREE

Cutting Directions

Background fabric:

5 – 3" squares

2 – 2½" x 6½" rectangles

1 – 2½" square

Light pink fabric:

4 – 3" squares

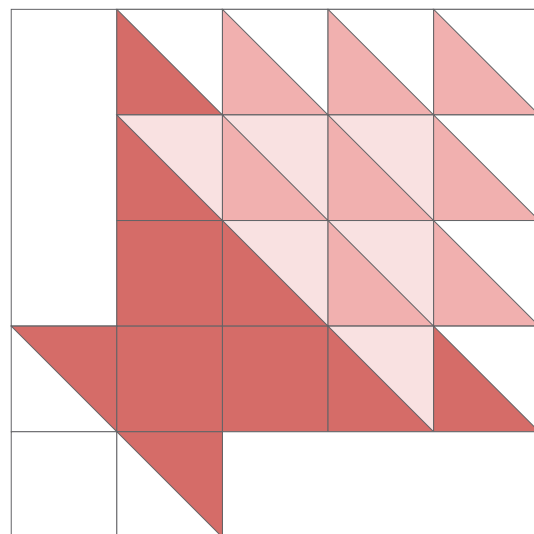
Medium pink print fabric:

5 – 3" squares

Dark pink print fabric:

4 – 3" squares

3 – 2½" squares




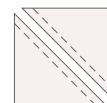
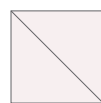
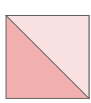
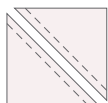

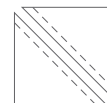
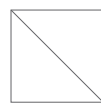
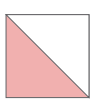
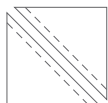
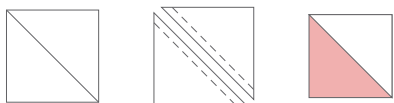
Sewing Directions

Follow the instructions *To Make Half-Square Triangles* using 3 – 3" background squares and 3 – medium pink print squares to make 5 half-square triangles. (You will have one extra medium pink print/background half-square triangle for another project.) Trim each to 2½" square. Set aside for the moment.

Repeat using 2 – 3" background squares and 2 – 3" dark pink print squares to make 4 – 2½" dark pink print/background half-square triangles. Set 2 aside for the basket base.

Draw or press a diagonal line from corner to corner on each of the 3" light pink squares. Repeat using 2 – 3" light pink squares and 2 – 3" medium pink print squares to make 4 – 2½" light pink/medium pink print half-square triangles. (You will only use 3. Set one aside for another project.)

Repeat using 2 – 3" light pink squares and 2 – 3" dark pink print squares to make 4 – 2½" light pink/dark pink print half-square triangles. (You will only use 3. Set one aside for another project.)



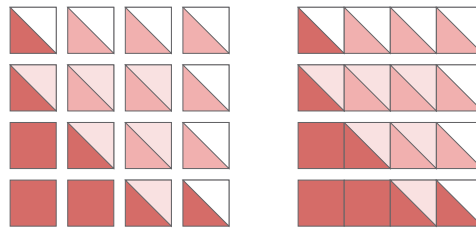
Baskets



Copyright 2023 Sew Simple Quilt Shoppe

BLOCK THREE (continued)

Gather the 2 dark pink print/background half-square triangles, 5 medium pink print/background half-square triangles, 3 dark pink print/light pink half-square triangles, 3 medium pink print/light pink half-square triangles, and 1 – 2½" dark pink print square. Arrange the units in 4 rows as shown. Sew the units together in rows. Press rows 1 and 3 to the right and rows 3 and 4 to the left. Nest the seams and sew the rows together. Press.



Follow the instructions *To Make the Basket Base* using the medium pink print/background half-square triangles, 1 – 2½" background square, and 2 – 2½" x 6½" background rectangles to make and add the base to your basket.

BLOCK SIZE: 10½" unfinished

