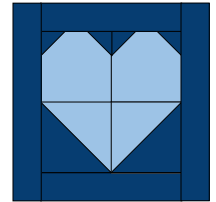


Heart Block Fabrics:

- Heart fabric 3) 2 1/2" x 20" strips OR
1) 6 1/2" x 20" strip
Background 1 fat quarter

Additional items for pillow:

- Pillow backing fabric 1/2 yard
1) 17" x 17" fusible batting
16" pillow form or fiber fill



If using only 1 heart fabric cut: 1) 6 1/2" square and 2) 6" squares
OR sew the three heart fabric strips together along the long edge.

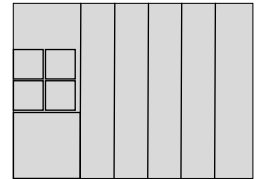
From the strips set cut:

- 1) 6 1/2" x 6 1/2" square
- 2) 6" x 6" square



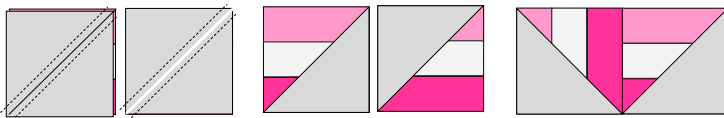
From the background fat quarter cut:

- 1) 6 1/2" x 6 1/2" square
- 4) 2 1/2" x 2 1/2" squares
- 4) 3 1/2" x 18" strips

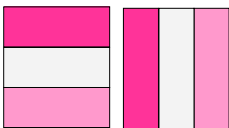


Making the Heart Block

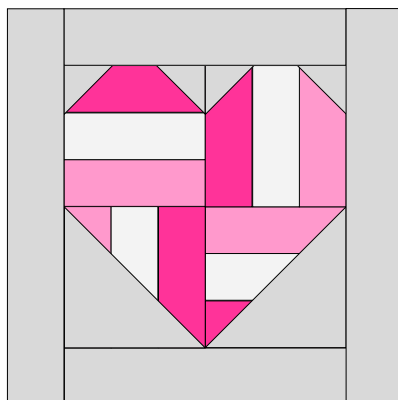
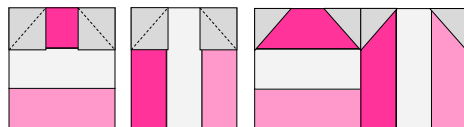
On the 6 1/2 x 6 1/2" background square, draw a line, on the back, corner to corner. Place the background square, right sides together, on top of the 6 1/2" heart square. Stitch 1/4" away on both sides of the drawn line. Cut in half on the drawn line. Iron open. Sew together to form the bottom of the heart



Lay out the two 6" squares



On the 2" background squares, draw a line corner to corner, place on the 6" squares and sew on the drawn lines. Iron the corners open and sew the blocks together to form the top of the heart.



Sew the two heart halves together. Add a 3 1/2" border to all 4 sides of the heart block.

Square up the block to approx. 17" x 17"

Making the Pillow

Iron the fusible batting onto the back of the heart block.

From the pillow backing cut 2 14" x 20" pieces.

On both pieces fold over one 14" edge 1 inch, twice. Sew the hem at the edge.



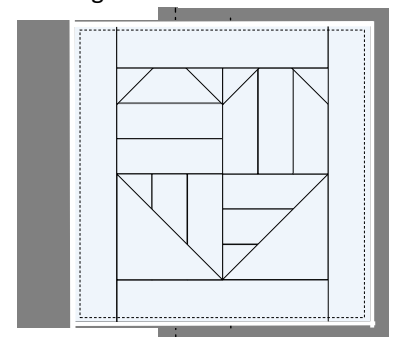
With right sides up, overlap the two backing pieces about 6".



Place the heart on top of the overlapped backings, right side together. Stitch around the heart block. Trim away the extra backing.

Turn the pillow right sides out through the back opening. Press well.

Insert a 16" pillow form or stuff with fiber fill.



If you choose to make blocks at home and mail them to us. Please print this sheet and sign a "Thank you" note for each block you make and enclose them with the hearts that you send back to us.

If you want to just complete the heart block with border and not finish it into a pillow cover that is OK. Just mail the blocks and Thank You cards to us at:

The Sewing Basket

426 E. Mill Street

Plymouth, WI 53073

920-892-475 We appreciate any and all help. Thank you from the bottom of our hearts!

Elayne, Sheryl, Kerry, Stacy, Cathy and Kay

Thank You

Your family's donation of life is amazing. Let this small token remind you of the miracle you have given others and may that comfort you always.

This heart was made by:

Thank You

Your family's donation of life is amazing. Let this small token remind you of the miracle you have given others and may that comfort you always.

This heart was made by:

Thank You

Your family's donation of life is amazing. Let this small token remind you of the miracle you have given others and may that comfort you always.

This heart was made by:

Thank You

Your family's donation of life is amazing. Let this small token remind you of the miracle you have given others and may that comfort you always.

This heart was made by:

Thank You

Your family's donation of life is amazing. Let this small token remind you of the miracle you have given others and may that comfort you always.

This heart was made by:

Thank You

Your family's donation of life is amazing. Let this small token remind you of the miracle you have given others and may that comfort you always.

This heart was made by:
