



SINGER | Tradition™



Model 2250







Feature	Benefit
10 Built-in Stitch Patterns	6 Basic Stitches, 3 Decorative Stitches, 1 Buttonhole—perfect for crafts, home dec, clothing construction and much more!
Automatic 4-step Buttonhole	Make beautiful buttonholes automatically in 4 easy steps
Adjustable Stitch Length	Adjust the desired stitch length by a simple turn of the dial
Adjustable Tension	Ensures excellent straight stitch quality regardless the type of fabric sewn
Automatic Reverse	Automatically sew in reverse and reinforce stitches
Quick Start Guide DVD	Great for beginners, this DVD demonstrates how to thread the machine and to get started sewing!
Accessories	Darning Plate, Spool Cap Holders, Screwdriver, Buttonhole Foot, Button Sewing Foot, All Purpose Foot, Zipper Foot, Edge/Quilting Guide, Bobbins, Needles, Lint Brush/Seam Ripper, and Oil Bottle
Snap-on Presser Feet	Quick release for easy on and off—change presser feet in a snap!
Heavy Duty Metal Frame	Rigid support holds all the mechanisms in perfect alignment for perfect sewing and durability.
Warranty	Limited 25-year warranty on the sewing machine head, limited 2-year on electrical, limited 90-day warranty on labor






SINGER | Tradition™

Feature	Benefit
On Board Storage	Storage of accessories in the removable sewing bed means accessories are always handy
Free Arm	Provides professional results by offering easy access to cuffs, collars, pant hems and other difficult-to-reach areas.
Extra-High Presser Foot Lifter	Offers more clearance for multiple layers of bulky fabric under the presser foot
Automatic Presser Foot Pressure Control	Sew from lightweight to heavy fabric without making presser foot pressure adjustments
5mm Stitch Width	Decorative and satin stitches can be set to 5mm wide—making are bolder and more pronounced look
Two Needle Positions	Needle position can be changed for individual projects, such as inserting zippers or cording and topstitching
Twin Needle Capability	When using a twin needle (optional), parallel rows of straight stitching can be sewn for hemming or to add a decorative touch.
Thread Cutter	Located for precise thread cutting, eliminating the extra step of cutting thread tails with scissors.
Sewing Speed	With a maximum sewing speed of 750 stitches-per-minute, projects can be sewn quickly.

 **SINGER** | 2250 Stitch Chart

Basic					
					

Decorative		
		

Buttonhole		
