


DN series

High speed, Flat bed, Double chainstitch machines



DN-8-AP

Variety



DN-8-AP

Compound feed and walking foot, with pneumatic pressure control



DN-8R-AP

Compound feed and walking foot, with pneumatic pressure control, clutch driven puller feed




DN-28-AP

Compound feed and walking foot, with pneumatic pressure control

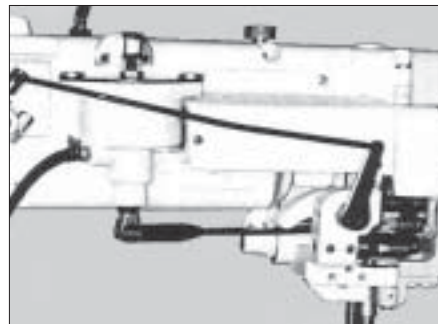


DN-28R-AP

Compound feed and walking foot, with pneumatic pressure control, clutch driven puller feed



Clutch driven puller feed mechanism



Presser by pneumatic pressure (AP)

Pneumatic pressure assures constant stitching even for heavy duty materials.

Applications

For sewing medium to heavy weight fabrics, leather, canvas, denim, synthetics, and various coated and laminated materials.

Suitable for automobile upholstery, work gloves, luggage, trousers, carpets, mattresses, etc.



Features

Semi-automatic lubrication system

Reduced noise level

Easy accessibility for threading loopers

Stitch lengths adjusted by needle feed and drop feed motions separately

No bobbin winding or changing(double chain stitch)

Compound feed and walking foot mechanism ensures even feeding of article being sewn

Three and Four needle machine available in special order

Specifications (DN-)

Variety	8-AP	8R-AP	28-AP	28R-AP
Number of needle	Single needle		Two needle	
Max. sewing speed	3,500 s.p.m.			
Max.stitch length	19/64" (7.6 mm)			
Clearance under presser foot	7/16" (11 mm)			
Needle bar stroke	1-7/16" (36.5 mm)			
Needle(standard)	DV x 59 (#22) / 62 x 59 (#140)			
Thread	#8 (standard)			
Thread take up lever	Needle bar type			
Amount of lift of walking foot	3/64"-13/64" standard 3/32" (1 - 5 mm) (standard 2.5 mm)			
Lubrication	Semi-automatic type			
Bed size	20-25/64"x 6-31/32" (518 x 177 mm)			
Working space	10-5/8"x 5-5/16" (270 x 135 mm)			
Motor	Clutch motor			
Net weight(Head only)	42Kg	47Kg	42Kg	47Kg

NOTE (1) Speed depends on threads, materials and type of operation
(2) Specifications subject to change without notice

Gauge size(Two needle)

1/4"(6.4mm)	3/4"(19.1mm) Standard
-------------	-----------------------

3/16"to 2 inch gauge size available in special order.

Compound feed and walking foot type available in flat bed (LD series, 1-2-3-4-5-6 needle)



SEIKO SEWING MACHINE CO., LTD.

2-13-6, Sakaecho, Funabashi-shi
Chiba Prefecture, 273-0018, Japan

Phone : +81-47-420-3561 (Overseas dept.)

Fax : +81-47-420-3560

E-mail : export@seiko-sewing.co.jp

<http://www.seiko-sewing.co.jp/>