


BEW single needle series

High speed, Compound feed and walking foot, Lockstitch sewing machine with automatic thread trimmer, Automatic backtack, Automatic presser foot lift, Climbing device and dual stitching device



BEW-8BLCE-BTFL-CD-DS

Variety



BEW-8BLE

Compound feed and walking foot, reverse stitch



BEW-8BLCE

Compound feed and walking foot, reverse stitch, thread trimmer



BEW-8BLCE-BTFL-CD-DS

Compound feed and walking foot, reverse stitch, thread trimmer, automatic back tack, automatic presser foot lift, climbing device, dual stitching device

Applications

For sewing medium to heavy weight materials such as leather, vinyl, synthetics and laminated and coated materials

Suitable for sewing such as automobile upholstery, tarpaulins, covers, awnings, tents, umbrellas handbags, luggage, travelware accessories, sports and camping equipment and wearing apparel outdoor clothing.



BEW single needle series

Features

Longer stitch length quiet sewing operation

- * Max. 9mm for both forward and reverse feed stitching.
- * Compound feed and walking foot for positive stitching formation.

BEW series are equipped with a large vertical axis hook(2.0 times)

- * Large capacity hook minimizes the time to replace the bobbin thread in stitching of thick thread.
- * This hook promote highly efficient operation by reducing the frequency of bobbin thread replacement.

Reliable thread trimming device


- * Reliable automatic thread trimming device securely cuts up to #1 thread is equipped. (-8BLCE only)

One touch switchover for two different stitch lengths (DS device)

* Variety sewing materials such as steps, curves, uneven thickness can be performed by one touch switchover setting two different stitch lengths. The efficient work and beautiful finishes will be obtained. (-DS type)



2.0 times large capacity hook, reliable thread trimming device



Comparison of the bobbin size



One touch switchover for two different stitch lengths (DS Device)

Built-in bobbin winder

- * Built-in bobbin winder makes it possible to wind the bobbin thread during sewing operation.

Wide working space


* 300 mm working space, from the needle to the sewing machine arm, makes sewing works easy to handle heavy weight and even large materials.

Large clearance under presser foot

- * The clearance under the presser foot (16mm), makes it easy to put heavy weight materials in and out.



Built-in bobbin winder



Wide working space



The clearance under the presser foot (16mm)

Simple setting for walking foot movement

* Walking foot movement between inner foot and outer foot can be changed simply by the easy-to-handle dial located at the top of the sewing machine.

* Once the walking movements have been set, the sewing speed is automatically controlled to the optimum speed so that stable sewing is maintained. (-8BLCE-BTFL-CD-DS only)

Smooth stitching on step section (CD device)

* The presser foot movement can be changed to maximum momentum (7mm) by button. Uneven thickness of materials can be smoothly performed changing the movement right before the uneven point. (-8BLCE-BTFL-CD-DS only)

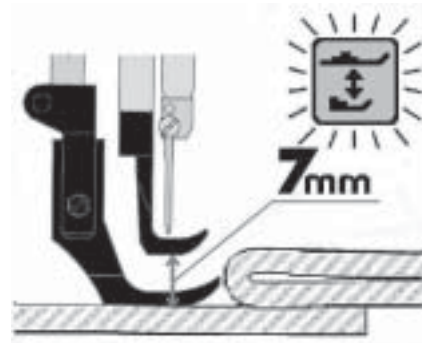
BEW single needle series

5 operational switches improve working efficiency

* 5 switch buttons panelled on the convenient positions improve the efficient works. (-8BLCE-BTFL-CD-DS only)



Simple setting for walking foot movement



Smooth stitching on step section (CD device)




5 operational switches

- * Quick reverse switch
- * Walking foot movement change switch
- * Auto backtack select switch
- * Half stitch switch
- * Stitch length change switch


Selectable two different type of presser foot for your preference.

(Standard : E type)



E type


- * BEW-8BLE
- * BEW-8BLCE
- * BEW-8BLCE-BTFL-CD-DS




S type

- * BEW-8BLS
- * BEW-8BLCS
- * BEW-8BLCS-BTFL-CD-DS

Guide (optional parts)



On duty



Off duty

BEW single needle series

Specifications (BEW-)

Variety	BEW-8BLE	BEW-8BLCE	BEW-8BLCE-BTFL-CD-DS
Number of needle	Single needle		
Max. sewing speed	2,500s.p.m. (Refer to list below)		
Max. stitch length	9mm (Forward / Reverse)		
Clearance under presser foot	9mm (by hand) 16mm (by knee)	9mm (by hand) 16mm (by automatic foot lifter)	
Needle bar stroke	37mm		
Needle	135 x 17 Nm110 ~ Nm200 (Nm160) or DP x 17 # 18 ~ # 25 (# 23)		
Thread	# 30 ~ # 1 (Standard # 5)		
Hook	Large vertical axis hook (2.0 times)		
Thread length after trimming	-	Approx. 1/2"	
Thread take up lever	Slide type		
Amount of walking foot movement	1~6.5mm	1~7mm	
Walking foot movement change switch	Dial type		
Bobbin winder	Built-in type located at the top of the sewing machine		
Auto presser foot lifting device	-	Pneumatic	
Walking foot movement change device	-	Pneumatic	
Safety device	Standard		
Lubrication	Automatic lubrication type		
Bed size / Working space	567mm x 177mm / 300mm x 120mm		
Net weight (Head only)	49Kg	50Kg	51Kg
Motor	Clutch motor	AC Servo motor (0.75kw)	

NOTE : (1)Thick thread application is available by order.
 (2)Speed depends on threads, materials and type of operation.
 (3)Specifications subject to change without notice

Sewing speed range (BEW-8BLCE-BTFL-CD-DS)

Amount of walking foot movement	Stitch length	
	6mm and less	6mm~9mm
1 mm~2 mm	2500 s.p.m	2000 s.p.m.
3 mm	2400 s.p.m.	
4 mm	2300 s.p.m.	
5 mm ~ 7 mm	2000 s.p.m.	

BEW-

	8BLCE	8BLCE-BTFL-CD-DS
Thread trimming (C)		
Quick reverse feed (BT)	-	
Auto presser foot lifting (FL)	-	
Walking foot movement changeover (CD)	-	
Stitch length change (DS)	-	

Various optional parts such as right side foot, left side foot and other special purposes are available at extra charge.



SEIKO SEWING MACHINE CO., LTD.

2-13-6, Sakaecho, Funabashi-shi
 Chiba Prefecture, 273-0018, Japan

Phone : +81-47-420-3561 (Overseas dept.)

Fax : +81-47-420-3560

E-mail : export@seiko-sewing.co.jp

<http://www.seiko-sewing.co.jp/>