



'Tis the Season

Black Friday Sale

Black Friday Week is back!

All Floor Models on Sale!

Pay No Sales Tax!

11/23—11/30

Sale prices coming soon!



NEW Baby Lock

Euphoria

Cover Stitch Machine

SOLD OUT

Be the first to get one when they're back in stock.

Pre-order today!

SAVE \$400

*Start your shopping now with
Holiday Layaway!*



Riccar GEM HANDVAC

Perfect for sewing machines, computers and cars!



\$39.95

Baby Lock Zest



Great starter machine.

Just \$149

With free lessons!



The perfect size and color for anyone on your gift list...

Kingdom Gift Cards

are available in any denomination you choose.

Buy in-store or online.

Looking for heavy duty?

Janome Memory Craft 6700P



10" workspace * 1200 SPM
200 stitches + 5 fonts * 17 feet

40% OFF

Janome HD9 Professional



9" workspace * 1600 SPM
6mm max. stitch length

35% OFF

→ Come in for a test drive today! ←

Sew What's Happening?



Kimberbell 2-Day Embroidery Event

Live & Virtual



Winter Wonderland

With in-store stitching, live streaming and recorded videos featuring Kim herself, you'll create five elegant holiday projects:

Winter Cardinal Ornament
Dream Skate Felt Stocking
Dear Santa Bench Buddy
December Days Advent Calendar
Mini and Merry Lace Ornaments

You may attend in person or from the safety of your home. You'll be able to "chat" and ask questions, and we'll have prize drawings and bonus giveaways. PLUS, you'll be able to shop online for in-store pickup!

Thursday 11/12 & Friday 11/13

10:00 a.m.—5:00 p.m.

\$179

Includes project supplies—use your thread & stabilizer.

Kimberbell 4-Hour Embroidery Event

Live & Virtual



Sugar Plum Jubilee

With in-store stitching, live streaming and recorded videos featuring Kim herself, you'll create a festive garland with:

Sugar Plum Fairy
Nutcracker
Mouse Prince
Toy Drum
Dome Cake

You may attend in person or from the safety of your home. You'll be able to "chat" and ask questions, and we'll have prize drawings and bonus giveaways. PLUS, you'll be able to shop online for in-store pickup!

Wednesday December 9

1:00 p.m.—5:00 p.m.

\$69

Includes project supplies—use your thread & stabilizer.



Happy with our service?

Rate us on GOOGLE, YELP & FACEBOOK!

If not, please let us know so we can improve.




Sew What's Happening?



Quilting In The Hoop Workshop IQ & Edge-to-Edge

Do you have UFO's waiting to be quilted? Bring your project and join either Melody for professional looking pantographs done with Edge-to-Edge, and/or Gina for custom quilting with your IQ Designer. Minimum hoop required— 6"×10". Book & CD required for Edge-to-Edge. Solaris, Destiny, Altair or Meridian required for IQ Designer.



Fee: \$35 each, \$55 for both Tuesday November 3

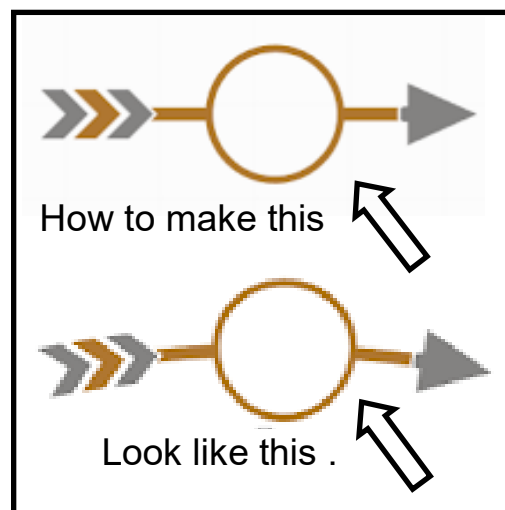
Edge-to-Edge 9:30—12:30 Melody Hermance

IQ Designer 2:00—5:00 Gina Coleman



CAMEO CLUB—November

Do you love putting vinyl designs or text on your tumblers or cups? But how do you get the straight line design to look straight on a curved surface?? That's been the dilemma for a long time! NOW there is an answer! In this class we will teach you how to use your Business Edition or Designer Edition Plus software to create your design so that it has the perfect curve to look straight on your tumbler. We will also share some other benefits of the Business Edition software as time permits. Join us for a fun filled evening. Bring your laptop to create your own design and, if you wish, your Cameo cutter and tools. Insulated tumbler and vinyl will be included in your kit for the project.



Tuesday, Nov. 10 6-8 pm Class fee \$10. Kit fee \$5.

----- HOOPS AND OOPS -----

Our Embroidery Club is a group of machine embroidery enthusiasts that meet on the second Monday of the month, 6:00 p.m. If you are interested in joining the fun, send an email to Melody at Hermance@pacbell.net. **Be sure to put "Hoops and Oops" in the subject line.**



Now Renting







SAVE MONEY! SAVE TIME! 100% MADE BY YOU

If you would rather not spend the time and money to ship your quilts out to have someone quilt them, or if you would like to take pride in creating your entire quilt yourself, remember...

KINGDOM OFFERS LONG-ARM MACHINE RENTALS!

Call for details and scheduling—(805) 579-1571

No Interest Financing Is Always Available At Kingdom

Sun	Mon	Tue	Wed	Thu	Fri	Sat
1	2	3 Edge-to-Edge Quilting IQ Designer Quilting	4 <i>Start your holiday Lay-Away!</i>	5 MEN MAKE DINNER DAY	6 Hanukkah Table Runner	7
8	9 Hoops & Oops	10 Kimberbell Club Cameo Workshop	11	12  Winter Wonderland	13 Kimberbell Club	14
15 <i>Start your holiday Lay-Away!</i>	16	17 Santa Pillow	18 Beginning Pattern Fitting Machine Training	19 Beginning Pattern Fitting	20 Intermediate Pattern Fitting	21 Intermediate Pattern Fitting
22	23 Black Friday Sale FIBONACCI DAY	24	25	26 CLOSED 	27 Black Friday Sale	28
29	30 IQ Notebook Cover Palette Notebook Cover	1 Edge-to-Edge Quilting	2 Ruler Quilting	3 Embroidered Lace Jewelry MAKE A GIFT DAY	4 Noel's Stockings	5 Christmas Banners & Pennants
6	7 <i>Buy a Kingdom Gift Card!</i>	8 Kimberbell Club	9  Sugar Plum Jubilee	10	11 	12 Kimberbell Club
13	14	15	16 Machine Training	17	18 UGLY SWEATER DAY	19 <i>Buy a Kingdom Gift Card!</i>
20	21 <i>Don't forget to pick up your Kingdom Gift Card!</i>	22	23	24	25 CLOSED 	26 CLOSED
27	28	29	30	31	1 CLOSED 	2 CLOSED

Machine Classes



All classes limited to eight students, all attendees must wear masks.

Kingdom Class Policy

All class fees are due at registration. Fees may be refunded no less than one week prior to class. A \$5 reservation fee is required for all free classes, and will be refunded with your attendance on the day of class.

All Machines

MACHINE TRAINING

Learn to use your sewing machine - everything from maintenance and navigating to decorative stitches and accessory feet. One hour private instruction is available the third Wednesday of each month. Appointments are required, please call. *FREE for machines purchased at Kingdom, all others \$85*.*

November 18

December 16

One Hour Appointments Between:

9:30—1:30

SERGER BASICS



Do you have a new serger that you need to get to know or one that's been living in the closet for longer than you care to admit? In this class you'll learn to operate a serger and how to use the three basic serger stitches on a variety of fabrics. All serger brands are welcome!

Fee: \$45 - *FREE* for machines purchased at Kingdom.

\$2 kit fee

Saturday, Dec. 19 9:30—12:30 Gina



Embroidery

Palette/IQ *Large* Notebook Cover

Learn how to create an In-The-Hoop Notebook Cover. The class will focus on creating line images, fill images, and using built-in shapes and stippling. Students in the morning class will work with the IQ Designer in your Baby Lock embroidery machine. Students in the afternoon class will create this project in the Palette embroidery software (computer required). Minimum hoop required 9.5" x 14"


Fee: \$35 — Both for \$55

Monday, Nov. 30

Melody Hermance

IQ: 9:30—12:30

Palette: 2:00—5:00



Quilting



Free-Motion Quilting with Rulers

Add a more professional look to your free-motion quilting with rulers and templates. In this ruler basics class, Kathy will teach you how to create straight line and curved quilting designs using rulers. If you're finding it difficult to keep your free-motion stitching consistent, this technique might be just the thing for you. You will practice creating smooth stitching lines, and explore combining designs. Ruler foot and template required—\$43.20 with class discount.

Fee: \$35

Wed., Dec. 2

9:30—12:30

Kathy Steigleder

Sewing Classes



All classes limited to eight students, all attendees must wear masks.

Embroidery

Noel's Quilted Stockings

Ring in the season with **Noel's Quilted Stockings**, made entirely in-the-hoop. With four designs to choose from in four sizes, these stockings are a beautiful addition to any hearth, table, tree or package. *CD required.*

Fee: \$35 Fri., Dec. 4 9:30—12:30
Joanie Vasquez



Embroidery

Christmas Wishes Pennants & Banners

Deck the halls, walls, front door, and more with four festive holiday pennants in five sizes each. Christmas Wishes features pennants with two designs for applique and two stitched sentiments. Make the extra-large size to hang alone or string the set along a ribbon to make a banner. Extra-small pennants are darling for ornaments or even a tree garland. *CD required.*

Fee: \$35 Fri., Dec. 4 9:30—12:30
Joanie Vasquez



Embroidery

Edge-to-Edge Quilting In The Hoop

Here's a great way to craft yourself a new quilt for the holidays. Purchase a pre-printed panel and Melody will teach you how to quilt like a pro...in your embroidery hoop. The Easy-Connect Quilting files and technique allow you to use your embroidery machine to get results like you'd see from a long-arm quilter. Book & CD required—\$35. Bring your panel basted together with batting & backing.

Fee: \$45 Tuesday, Dec. 1 9:30—4:30 Melody Hermance



Sewing



Hanukkah Table Runner

Dress up your Hanukkah table with this fun and easy runner using simple sewing, piecing and applique techniques. You'll love this "10 minute table runner" pattern, easily customizable for any holiday or décor.

Fee: \$35 Friday, Nov. 6 9:30—12:30 Melody Hermance

Sewing



Petal Pop Santa Pillow

If you're looking for something fun and easy to sew, join Joanie to make this cute, dimensional holiday pillow—no embroidery, no quilting, just simple sewing techniques and a little fused applique. Pattern required—\$11.65 with class discount.

Fee: \$35 Tuesday, Nov. 17 9:30—12:30 Joanie Vasquez

More Sewing Classes

All classes limited to eight students, all attendees must wear masks.

Embroidery



DIME Lace Jewelry

Make your own lace jewelry! You will adore this gorgeous embroidery collection designed by Eileen Roche consisting of 25 different lace designs for earrings, necklaces, bracelets or whatever your creative heart desires. Once you've stitched your lace, Gina will teach you how to put your jewelry together. Formats: CS2, DST, EXP, JEF, PES, VP3, VP4. Fee includes design CD and jewelry making kit with tools and hardware.

Fee: \$73 Thursday, Dec. 3 10:00 - 12:00 Gina Coleman

Sewing

Sewing Tool Caddy

This handy caddy stands next to your machine—no more hunting for misplaced tools. The 5" x 7" caddy has large pockets on both the front and back to hold your scissors, straight pins, wonder clips, seam ripper, tweezers, Frixion Pens, small rulers, and much, much more! This is a super easy project that anyone can complete in our two hour class, and you can easily customize the pocket sizes to fit your tools. Plus, as a bonus, the class fee will include the 5" x 7" photo frame.



Fee: \$25 Friday, Dec. 11 10:00 - 12:00 Melody Hermance

Learn to make SEWING PATTERNS THAT FIT

In the Palmer/Pletsch Beginning Fitting Class you will:

- Learn to fit a darted bodice, sleeve and skirt
McCall's M7279 is included in class tuition
- Learn to solve bodice fitting problems
- Learn to migrate darts to create new styles
- Map your unique figure
- Apply Palmer/Pletsch fitting technique to other darted and undarted patterns you want to sew.

**Fee: \$200
November 18-19
9:30 - 3:30**



In the Palmer/Pletsch Intermediate Fitting Class you will:

- Learn to fit a princess seamed dress.
McCall's M7352 is included in class tuition
- Learn to make alterations in patterns with princess seams
- Learn about shoulder, armhole, and neckline princess styles
- Apply Palmer/Pletsch fitting technique to other princess seamed patterns you want to sew.

**Fee: \$200
November 20-21
9:30 - 3:30**



Class space is limited to four students, and is configured to maximize social distancing. Temperature and COVID-19 symptom questions will be requested each day. Masks are required during the entire class. Pattern and pattern paper are included.

Elizabeth Bryant

Please contact Elizabeth at info@FitSewBeautiful.com with questions about either class.



FIT & SEW GARMENTS

Sew Check It Out!



Totally Tubular Pressing Station

Makes ironing tubular items a breeze!

The Totally Tubular Pressing Station is an interlocking modular system perfect for adding shapes and form to handbags, totes, and purses. Easily press seams, sleeves and bag corners. It's a new school way to iron!

The Totally Tubular System is easy to assemble and provides a sturdy foundation for all your pressing needs. The set includes

- 1 Post
- 3 Plates
- One 3" x 13" board
- One 1 1/2" x 13" board
- One 6" x 13" board

\$99.95



IN STOCK NOW!

Tutto "Machine On Wheels" Luggage

Award winning, medically endorsed carry case for sewing machines provides back-saving, lightweight transport of all sewing supplies. Top and side-opening easy access, stable 4-wheel base, two inside straps to secure your machine, collapses to 3" for easy storage and stacks up to 100 lbs.

SALE - 15% OFF!

Thank You!

Melody, Kathleen, Kathy, Joanie & Jackie

We'd like to offer a HUGE, heartfelt "thank you" to these ladies who have been teaching classes for us. Those of you who've attended our classes will agree that these ladies are patient, enthusiastic, chock full of knowledge and experience, and make learning fun!