


**SALEM CITY FEE/RATE SCHEDULE
AS OF 02-21-2024**

Animal Licensing

Altered Animal	\$15
Unaltered	\$35

Building (Residential Only) For Commercial Fees Contact Building Department

Sewer	
Hookup Fee	\$155
Impact Fee	\$5,376.67
Water	
1" Hookup Fee	\$614
Meters above 1"	To be determined
Impact Fee by Meter Size	
¾" or 1"	\$2,802
1 ½"	\$9,330
2"	\$14,933
Water used during construction	\$50
Fire Hydrant Water Meter Hookup	See page 13
Pressurized Irrigation	
1" PI Meter Hookup Fee	\$614
Meters above 1"	To be determined
Impact Fee	See Table 3-14 for the impact fee by lot size
Parks & Recreation	
Impact Fee	\$5,438.69
Transportation/Streets	
Impact Fee Single Family Detached	\$2,398
For other rates, visit the city website at salemcity.org , heading City Information, Impact Fee Studies	
Electricity	
Subdivision Lot Hookup Fee	\$290
Individual Lot Hookup Fee	Actual Cost
Impact Fee (Based on amp)	
100 amp Hookup Fee	\$2,460
150 amp Hookup Fee	\$3,689
200 amp Hookup Fee	\$4,919
400 amp Hookup Fee	\$10,114
600 amp Hookup Fee	\$15,171
800 amp Hookup Fee	\$20,227
Pole Attachment/Application Fee	\$50
Storm Drain	
Impact Fee per residential lot size	



**SALEM CITY FEE/RATE SCHEDULE
AS OF 02-21-2024**


< = 0.25 ac	\$1,950
.026 ac – 0.49 ac	\$2,817
0.5 ac – 1.0 ac	\$4,544
1.01 ac – 2.0 ac	\$7,371
2.0 + ac	Contact Building Department
Public Safety	
Impact Fee	\$2,382
Other Building Fees	
Temporary Occupancy Bond	\$1,500
Plan Check Fee (To be paid when plans submitted)	
New Dwelling (Minimum)	\$300
Commercial (Minimum)	\$810
Other (Minimum of 1 hour)	\$50 per hour
Filing Fee	\$75
Building Permit Fee (Figured on square footage) based from ICC Tables	
State Fee – 1% of Building Permit Fee	
ADU Application	\$300
Building Violations:	
Illegal occupancy	\$100 fine per occurrence or day if more than one day and forfeiture of building occupancy bond.
Residential building without a building permit or on a Stop Work Order (Red Tag)	Up to \$500 fine per occurrence or day if more than one day depending on the severity of the violation.
A violation of this section is a Class C Misdemeanor and shall be punished according to section 1-2-080 of this Code. (ORDINANCE #61720B)	
Commercial building without a building permit or on a Stop Work Order (Red Tag)	Up to \$500 fine per occurrence or day if more than one day depending on the severity of the violation.
A violation of this section is a Class C Misdemeanor and shall be punished according to section 1-2-080 of this Code. (ORDINANCE #61720B)	
Construction, excavation, or work in right-of-way or closing a road or sidewalk without a permit or a violation of a permit condition.	Up to \$500 per occurrence per day.

Business Licenses

Commercial	\$50
Home Occupation	\$50
Itinerant	\$50
Beer	\$500

Cemetery (Effective 06/01/22)

Purchase of Grave Lot & Perpetual Care	
---	--



**SALEM CITY FEE/RATE SCHEDULE
AS OF 02-21-2024**

Plot - Resident	\$1,000
Plot – Non-Resident (Resident may not purchase for non-resident, unless for immediate family member)	\$2,500
Opening & Closing of Graves	
Resident	\$550
Non-Resident	\$1,000
Open & Closing of Graves Weekends & Holidays	
Resident	\$750
Non-Resident	\$1,500
After Hours Weekday (Monday – Friday) after 4 p.m. will be charged the weekend rate	Weekend Rate
Open & Closing of Graves for Infants (For vaults up to 4')	
Resident	\$50 Discount
Non-Resident	\$25 Discount
Cremations	
Resident	½ the fee
Non-Resident	½ the fee
Deed Transfer	
Resident to Resident	\$25
Non-Resident to Resident	\$25
Resident to Non-Resident (If within 10 years of purchase)	\$1,500
<p align="center">There will be NO opening and closing of graves the three days prior and the day of observance of Memorial Day.</p> <p align="center">Holidays are all legal holidays and other days that are posted each year with the City Council Meeting schedule.</p>	


Copies

(Note: These items are available online at no cost)

Subdivision Standards	\$25
Zoning Ordinance	\$20
General Plan	\$20
Zoning Map	\$5

Customer Services

Notary – Resident	No Charge
Notary – Non-Resident	\$5
Returned Check (NSF)	\$20



**SALEM CITY FEE/RATE SCHEDULE
AS OF 02-21-2024**

Credit Card Service Fee for transactions over \$1,000	3% Service Fee
---	----------------

Development


Cost associated with Developments will be paid upfront (Actual Costs will be tracked and either billed for extra or refunded back to developer), and any Additional Consulting Cost incurred for specific project will be paid by Developer.	
Preliminary Plat Fee	\$544 – Plus \$112 per lot
Final Plat Fee	\$434 - Plus \$51 per lot
Development Review Fee	\$75
Master Plan Development Application	\$1000 – Initial \$1.50 per lot Plus any consultant costs associated with the project
Note: This fee will be credited toward the Preliminary Plat fee when submitted.	
Development Construction Cost to be paid upfront (Actual Costs will be tracked and either billed for extra or refunded back to developer.	5% based on estimated construction costs.
Planning & Zoning Fee (\$75 from DRC is applied)	\$150
Annexation Initial Fee	\$150
If Approved to Proceed	\$200
Annexation County Fee (Paid to City)	\$200
Variance Request	\$200
Soil Screening Permit Fee	\$200 \$50 Per Violation
Fire Hydrant Water Meter Hookup	See Last Page

Excavation Permits

Minimum Permit Fee	\$50
Years Since Road Resurfaced:	
0 – 1 Years/Summer Permit Fee	\$50 - Plus \$.60 per square foot fee
0 – 1 Years/Nov – Mar Winter Permit Fee	\$75 - Plus \$.60 per square foot fee
1 – 3 Years/Summer Permit Fee	\$50 - Plus \$.30 per square foot fee
1 – 3 Years/Nov – Mar Winter Permit Fee	\$75 - Plus \$.30 per square foot fee
5 + Years/Summer Permit Fee	\$50 - Plus \$.20 per square foot fee
5 + Years/Winter Permit Fee	\$75 - Plus \$.20 per square foot fee
Road Closure Permit Fee	\$150
Maximum Fee	Contact City Office

Library Fees

Resident	No Charge
Non-Resident Fee for 1 Year	\$25
Non-Resident Fee for ½ Year	\$12.50




**SALEM CITY FEE/RATE SCHEDULE
AS OF 02-21-2024**

Late Fees:	
Books	\$.10 per day
CD's and DVD's	\$.50 per day
Damaged or lost items	Cost to replace plus \$2
Disc Repair	\$2 per disc

Parks – Rental

Knoll Park Pavilion	
Residents	\$50
Non-Residents	\$60
Community Center Pavilion No access to building and will need to use restrooms at Knoll Park. Can only reserve 14 days in advance, may not reserve if Community Center is already rented.	
Residents	\$50
Non-Residents	\$60
Community Center	
Full Day Rental	
Residents	\$400 – Plus \$1,000 cleaning deposit
Non-Residents	\$800 – Plus \$1,000 cleaning deposit
½ Day Rental (Mon – Thurs)	
Residents	\$200 – Plus \$1,000 cleaning deposit
Not Available to Non-Residents	
Limited Use Rental (Mon – Thurs)	
Residents	\$100 – Plus \$500 cleaning deposit
Not Available to Non-Residents	
Activity Center Not available for weddings	
Full Day Rental (Fri, Sat, Sun Only)	
Residents	\$200 – Plus \$500 cleaning deposit
Non-Residents	\$400 – Plus \$500 cleaning deposit
Evening Rental (Mon – Thurs)	
Residents	\$100 – Plus \$500 cleaning deposit
Not available to Non-Residents	
Limited Use Rental (Mon – Thurs) (No food, no drinks, no tables/chairs, no add on's with the exception of volleyball nets)	
Residents	\$30 per hour
Not Available to Non-Residents	
Add On's	



**SALEM CITY FEE/RATE SCHEDULE
AS OF 02-21-2024**


Kitchen (Counter space, sinks, fridge, and freezer. This is not a cooking kitchen.)	\$50
Reserved Pavilion (Available only with building rental)	\$30
Access to Upstairs (Additional 15,000 square foot area, 4-person ping pong table)	\$50
Projector Screen (16 feet x 10 feet)	\$30
Projector	\$30
Scoreboard	\$20
Pickle Ball (Salem Recreation Department will set up and take down)	\$10 per net
Volleyball Nets (Salem Recreation Department will set up and take down)	\$10 per net
Supervisor (Some activities will require a supervisor-This will be determined by the Recreation Department based on your plans for the rental.)	\$15 per hour
Field Rental Facilities and Fees	Contact the Recreation Department at 801-423-1035
Rodeo Arena	
Weekends	\$135
Weekdays	\$75
Lights	\$30 per hour
Kitchen	\$25
Sound System	\$25
Volleyball Pit	\$80
Additional Prep	\$35 - Plus \$150 cleaning deposit
Grill Rental	
Small Grill – 4’ x 3’	\$15 per day
Large Grill – 8’ x 30”	\$25 per day

Recreation

See Recreation web page for activities and fees	
---	--

Request For Records

Copies	\$.50 per page
Copies of pictures	\$5 per picture
Research	Based on the cost to the city of the lowest cost employee qualified to search, gather, and sort the records
Police Records (Effective 05/17/23)	
Research	\$24
Incident Report	\$10




**SALEM CITY FEE/RATE SCHEDULE
AS OF 02-21-2024**

Certified copy per page	\$2
Initial Police Report	\$5
Per page over 5 pages	\$.50
Supplement Report	\$5
Photographs Disk – per disk	\$20
Edited Photographs Disk – per disk	\$50
DI9	\$10
Body Cam DVD	\$25
Edited Body Cam DVD	\$75

Public Safety Personnel/Equipment

No public safety equipment or personnel will be approved for non-city activities without the approval of the respective division head (Police Chief, Fire Chief, Ambulance Captain), the Public Safety Director and the Mayor.	
Per Police Officer and vehicle	\$125 per hour
Per Police Officer	\$75 per hour
Ambulance Stand-By	\$125 per hour
Brush Truck (Includes 2 Firefighters)	\$125 per hour
Engine (Includes 3 Firefighters)	\$338 per hour
Tender	\$100 per hour
Personnel (Per Firefighter)	\$25

Utility Deposit/Other Fees	
Deposit	
Property Owner	\$150
Renters	\$150
Commercial	\$200
Garbage Only	\$50
Utility Set-up Fee	\$25
Waste Collection Set-up Fee	\$50
Late Fee Charge	10% of unpaid balance
Hand Delivered Shut-Off Notice	\$10
Reconnect Fee/Shut-Off for Non-Payment	
During Office Hours	\$50
After Hours	\$100
Outside Watering Violation	
1 st Violation	Written Warning
2 nd Violation	\$100
3 rd Violation	\$750
4 th Violation – Termination of service for the remainder of the irrigation season.	




**SALEM CITY FEE/RATE SCHEDULE
AS OF 02-21-2024**

Stormwater Pollution Prevention Plan/Land Disturbance Permit

SWPPP/LDP FEES (Resolution No. 31622)	
Base fee (minimum)	\$500
Single lot up to 1 acre	\$500
Per acre after base fee	\$200 per acre after the \$500 base fee
Acreage fee schedule for Industrial, Churches, Commercial, Schools and Federal Buildings	\$200 per acre after the \$500 base fee
Swimming pools	\$500 (6 months or less)
Remodel addition, accessory buildings under 1 acre	\$500 (6 months or less)
Demolitions under 1 acre	\$500 (6 months or less)
Demolitions over 1 acre	\$200 per acre after the \$500 base fee
Fee Table Example	
1.25 acre	$\$500 + \$200(.25) = \$550$
1.5 acre	$\$500 + \$200(.50) = \$600$
1.75 acre	$\$500 + \$200(.75) = \$650$
Violation Fees	
SWPPP re-inspection	\$100
Improper Discharge to the Sewer System	Not less than \$500 and not more than \$3,000 per occurrence or day if more than one day.
Improper Discharge to the City Storm System	Not less than \$500 and not more than \$3,000 per occurrence or day if more than one day.
Improper Discharge to water/way	Not less than \$500 and not more than \$3,000 per occurrence or day if more than one day.
Land disturbance without a permit	Not less than \$200 and not more than \$1,500 per occurrence.
Red Tag/Stop Work Order Violation	Not less than \$200 and not more than \$800 per occurrence or day if more than one day depending on the severity of the violation. Site will be completely shut down until brought into compliance and applicable find paid in full.
Red Tag Violation re-inspection	\$200


Utility Rates

Electric	
Residential (Effective 07/01/23)	
Base Rate	\$15.30
1-500 kWh	\$.09690 per kWh
501-999 kWh	\$.12240 per kWh
1,000 kWh	\$2.75 (additional base rate)




**SALEM CITY FEE/RATE SCHEDULE
AS OF 02-21-2024**

1,000-1,499 kWh	\$.13800 per kWh
1,500 kWh	\$3.75 (additional base rate)
1,501 - up	\$.14660 per kWh
Residential 400+ amp service	
Base Rate	\$24.50 per month
1-500 kWh	\$.9690 per kWh
501-999	\$.12240 per kWh
1000 kWh	\$2.75 (additional base rate)
1001-1499	\$.13800 per kWh
1500 kWh	\$3.75 (additional base rate)
1501 – up	\$.14660 per kWh
Residential County	
Base Rate	\$15.30
1-500 kWh	\$.10852 per kWh
501-999	\$.12714 per kWh
1000 kWh	\$2.80 (additional base rate)
1001-1499	\$.14337 per kWh
1500 kWh	\$3.85 (additional base rate)
1501 – up	\$.15231 per kWh
Commercial City Limits	
Base Rate	\$24.50
First 700 kWh	\$.08548 per kWh
Over 700 kWh	\$.12414 per kWh
Commercial Outside City Limits	
Base Rate	\$24.50
First 700 kWh	\$.09710 per kWh
Over 700 kWh	\$.14101 per kWh
Commercial with Demand	
Base Rate	\$56.10
Demand Charge	\$11.90
First 3000 kWh	\$.04080 per kWh
Over 3000 kWh	\$.05214 per kWh
Industrial	
Base Rate	\$117.00
Demand Charge	\$11.90
All kWh	\$.03780 per kWh
Temporary Service	
Base Rate	\$30.00
All kWh	\$.13000
Culinary Water	
Residential with PI (Effective 07/01/23)	




**SALEM CITY FEE/RATE SCHEDULE
AS OF 02-21-2024**

Base Rate	\$23.06
Usage Charge – Rate per 1,000 Gallons	
0 - 5,000 gallons	\$.55
5,001-10,000 gallons	\$2.17
10,001-15,000 gallons	\$2.72
15,001-20,000 gallons	\$3.27
20,001-25,000 gallons	\$3.80
25,001-30,000 gallons	\$4.35
30,000 + gallons	\$5.44
Residential without P.I. (Effective 07/01/23)	
Base Rate	\$23.06
Usage Charge – Rate per 1,000 Gallons	
0 - 10,000 gallons	\$1.20
10,001-20,000	\$1.47
20,001-30,000	\$1.80
30,001-40,000	\$2.01
40,001-50,000	\$2.28
50,000 +	\$2.55
Residential County	
Base Rate	\$31.81
Usage Charge – Rate per 1,000 Gallons	
0 – 10,000	\$1.57
10,001 – 20,000	\$1.94
20,001 – 30,000	\$2.31
30,001 – 40,000	\$2.68
40,001 – 50,000	\$3.04
Above 50,000	\$3.41
Commercial, Industrial & Agricultural (Schools, Churches, Businesses, Dairies)	
Base Rate	\$23.06
Usage Charge – Rate per 1,000 Gallons	
0 - 15,000	\$0.98
15,001 – 35,000	\$1.14
35,001 – 55,000	\$1.25
55,001 – 75,000	\$1.35
75,001 – 130,000	\$1.47
130,001 – 350,000	\$1.57
Above 350,000	\$1.63
Metered (PI) Pressurized Irrigation (Effective 07/01/23)	
Residential, Commercial, and Industrial	




**SALEM CITY FEE/RATE SCHEDULE
AS OF 02-21-2024**

The base rate is billed each month year-round, to avoid increases in summertime billings.	
Base Rate – 1” Service	\$30.13
Base Rate – 1 1/2” Service	\$41.97
Base Rate – 2” Service	\$53.82
Usage Charge – Rate per 1,000 Gallons	
0 – 20,000	\$0 .50
20,000 – 50,000	\$1.05
50,000 – 80,000	\$1.50
Above 80,000	\$2.20
Schools and City Parks	
The base rate is billed each month year-round, to avoid increases in summertime billings.	
Base Rate – 1” Service	\$30.13
Usage Charge – Rate per 1,000 gallons	
0 – 20,000	\$0.50
20,000 – 50,000	\$1.05
50,000 – 80,000	\$1.50
Above 80,000	\$2.20
Base Rate 2” Service	\$68.62
Usage Charge – Rate per 1,000 gallons	
0 – 49,000	\$0.50
50,000 – 150,000	\$1.05
151,000 – 293,000	\$1.50
Above 294,000	\$2.20
Base Rate 4” Service	\$272.95
Usage Charge – Rate per 1,000 gallons	
0 – 150,000	\$ 0.50
151,000 – 470,000	\$1.05
471,000 – 920,000	\$1.50
Above 921,000	\$2.20
Base Rate 6” Service	\$613.37
Usage Charge – Rate per 1,000 gallons	
0 – 300,000	\$0.50
301,000 – 940,000	\$1.05
940,000 – 1,830	\$1.50
Above 1,831	\$2.20
Sewer (Effective 07/01/23)	
Residential	
Base Rate	\$46.97



**SALEM CITY FEE/RATE SCHEDULE
AS OF 02-21-2024**

Usage Charge - Rate per 1,000 gallons of culinary water usage	
0 - 5,000 gallons	\$1.50
5,001 - 10,000 gallons	\$1.75
10,001 - 15,000 gallons	\$2.00
15,000 + gallons	\$2.25
Commercial	
Base Rate 1" Service	\$46.97
Base Rate 1 ½" Service	\$92.92
Base Rate 2" Service	\$148.06
Base Rate 3" Service	\$295.12
Base Rate 4" Service	\$460.56
Base rates for connections with a water meter larger than 4" will be determined on an individual basis.	
Usage Charge - Rate per 1,000 gallons of culinary water usage	
0-5,000	\$1.50
5,001 – 10,000	\$1.75
10,001 – 15,000	\$2.00
Above 15,000	\$2.25
Solid Waste - Monthly Fee (Effective 7/1/23)	
Garbage	
Residential – 1 st Can	\$14.65
Residential – 2 nd Can	\$11.88
Residential (County) – 1 st Can	\$21.58
Residential (County) – 2 nd Can	\$11.88
Commercial – Per Can	\$16.80
Recycling	
Residential – Per Can	\$7.92
Commercial – Per Can	\$7.92
Storm Drain (Effective 07/01/23)	
Base Rate	\$6.94 per month (ERU)
Fiber (Per month)	
Fiber Starter – 100 Mbps	\$60.00
Fiber Fast – 1 Gbps	\$75.00
Double It Up – 2Gbps	\$100.00
Double Double – 4Gbps	\$150.00
Ridiculously Fast – 10Gbps	\$300.00
Managed WiFi	\$15.00



**SALEM CITY FEE/RATE SCHEDULE
AS OF 02-21-2024**

Static IP Address	\$5.00
Fiber Commercial – 1Gbps	\$118.00
Note for commercial, anything above 1Gbps request will be on a metered service and determined by the fiber department	
Residential Phone Service	\$20.97

Fire Hydrant Meter Usage Fees (Construction)	
Meter Deposit:	\$2500.00
Monthly Rate	\$100.00
Water Rate (per 1000 gals):	\$1.00

Note:


1. Upon completion of rental usage, the total monthly rental charges and water usage charges will be calculated.
2. If calculated charge is less than the initial meter deposit, renter will be credited the difference.
3. If calculated charge is more than the initial meter deposit, renter will pay the difference with no return of deposit.
4. Meter must be returned in good working condition to receive deposit credit.

Fire Hydrant Meter Usage Fees (Swimming Pool)	
Meter Deposit:	\$2500.00
Monthly Rate	\$100.00
Water Rate (per 1000 gals):	\$1.00

Note:

1. Upon completion of rental usage, the total monthly rental charges and water usage charges will be calculated.
2. If calculated charge is less than the initial meter deposit, renter will be credited the difference.
3. If calculated charge is more than the initial meter deposit, renter will pay the difference with no return of deposit.
4. Meter must be returned in good working condition to receive deposit credit.

Fire Hydrant Meter Usage Fees (Commercial)	
Meter Deposit:	\$2500.00
Monthly Rate	\$100.00
Water Rate (per 1000 gals):	\$1.00




**SALEM CITY FEE/RATE SCHEDULE
AS OF 02-21-2024**

Note:

1. Upon completion of rental usage, the total monthly rental charges and water usage charges will be calculated.
2. If calculated charge is less than the initial meter deposit, renter will be credited the difference.
3. If calculated charge is more than the initial meter deposit, renter will pay the difference with no return of deposit.
4. Meter must be returned in good working condition to receive deposit credit.

Illegal Connection and Non-Payment of Fees for Fire Hydrant Meter Usage (Ordinance # 100522)	
Violation Fee (Class C Misdemeanor)	\$2500.00

Construction Bonding	
Sidewalk, Driveway Approach and Curb and Gutter Bond	\$3000 - \$5000 (Variable)



**SALEM CITY FEE/RATE SCHEDULE
AS OF 02-21-2024**

Table 3-14 Pressurized Irrigation Impact Fee by Lot Size

Lot size (sq. ft.)	% Irrigated	Irrigated Acreage ¹	Impact Fee
5500	25%	0.062	\$2,162
6000	30%	0.071	\$2,505
7000	35%	0.086	\$3,029
8000	40%	0.103	\$3,633
9000	45%	0.123	\$4,318
10000	45%	0.133	\$4,681
11000	45%	0.144	\$5,044
12000	45%	0.154	\$5,407
13000	45%	0.164	\$5,769
14000	45%	0.175	\$6,132
15000	45%	0.185	\$6,496
16000	50%	0.214	\$7,503
17000	50%	0.225	\$7,906
18000	50%	0.237	\$8,309
19000	50%	0.248	\$8,712
20000	55%	0.283	\$9,921
21000	55%	0.295	\$10,364
22000	60%	0.333	\$11,695
23000	60%	0.347	\$12,178
24000	60%	0.361	\$12,662
25000	60%	0.374	\$13,146
26000	60%	0.388	\$13,629
27000	60%	0.402	\$14,113
28000	60%	0.416	\$14,597
29000	60%	0.429	\$15,080
30000	60%	0.443	\$15,564
31000	60%	0.457	\$16,048
32000	60%	0.471	\$16,532
33000	65%	0.522	\$18,345
34000	65%	0.537	\$18,869
35000	65%	0.552	\$19,393
36000	65%	0.567	\$19,917
37000	65%	0.582	\$20,441
38000	65%	0.597	\$20,965
39000	65%	0.612	\$21,489
40000	65%	0.627	\$22,013
41000	65%	0.642	\$22,537
42000	65%	0.657	\$23,061
43000	65%	0.672	\$23,585

1. Includes 0.03 irrigated acres per ERC for parks and open space