


Vintage Holiday Trucks Vol. 2



Estimated Basics Requirements
























VINTAGE HOLIDAY TRUCKS VOL. 2

CONSOLIDATED REQUIREMENTS

The following fabrics are needed to make all the Vintage Holiday Trucks Vol. 2 projects at their largest sizes.

| | SKU NUMBER | TOTAL NEEDED |
|--|-----------------------|--------------|
|  | LN400-WHITE Fairfax | Fat Quarter |
|  | LN400-LECREME Fairfax | ½ Yard |

The following threads are needed to make all the Vintage Holiday Trucks Vol. 2 projects at their largest sizes.

|  | Thread |  | Thread |  | Thread |
|--|--------------------|---|--------------------|---|--------------------|
|  | 5597-SNOW WHITE |  | 5519-SCARLET |  | 5743-MYSTIC TEAL |
|  | 5635-IVORY |  | 5512-SUN GOLD |  | 9076-NAUTICAL TEAL |
|  | 9044-FANTASIA PINK |  | 9172-WARM SUNSHINE |  | 9079-BAMBINO BLUE |
|  | 5675-DUSTY ROSE |  | 5762-SUNFLOWER |  | 9039-BLUE SPLENDOR |
|  | 9025-PINK POMPAS |  | 5584-DEEP GREEN |  | 5580-SAPPHIRE |
|  | 5806-ROSE PINK |  | 5612-ISLE GREEN |  | 5565-CHARCOAL |

The following supplies are needed to make all the Vintage Holiday Trucks Vol. 2 projects.

Notions & Supplies

Basic Sewing and Machine Embroidery Supplies

Fusible Interfacing*



Fiber Wash-Away Stabilizer*



Heavy Weight Cut-Away Stabilizer*



Curved Appliqué Scissors

Embroidery Needles Sharp 75/11

(3) Picture Frames 6" x 8" (8" x 10", 10" x 12") (optional)

Acid Free Tape

*Visit www.rileyblakedesigns.com/me and click on the stabilizer tab to match the stabilizer icon with the Riley Blake Designs recommended stabilizer.

Vintage Holiday Trucks Vol. 2: Be My Valentine Estimated Basics Requirements









VINTAGE HOLIDAY TRUCKS VOL. 2: BE MY VALENTINE






FABRIC REQUIREMENTS

These instructions are shown using Riley Blake Designs Basics fabrics.

| Fabric | Small (5 ¾" × 6 ½") (6×10 Stitchable Area) | Medium (7 ¾" × 8 ½") (8×12 Stitchable Area) | Large (8 ½" × 9 ½") (9×14 Stitchable Area) |
|--|---|--|---|
|  LN400-LECREME Fairfax | Fat Quarter | Fat Quarter | Fat Quarter |

THREAD & SUPPLIES REQUIREMENTS

|  | Thread |
|--|--------------------|
|  | 5519-SCARLET |
|  | 9044-FANTASIA PINK |
|  | 5565-CHARCOAL |
|  | 5612-ISLE GREEN |
|  | 5743-MYSTIC TEAL |

|  | Thread |
|---|--------------------|
|  | 9076-NAUTICAL TEAL |
|  | 5597-SNOW WHITE |
|  | 9025-PINK POMPAS |
|  | 5762-SUNFLOWER |

All thread is Robison-Anton Super Brite Polyester embroidery thread. It's essential to be mindful of thread color variations across different machines. Following the instructions precisely will help ensure accurate thread changes and a successful embroidery project. Visit www.rileyblakedesigns.com/me-threads for a Thread Color Conversion Chart.

Notions & Supplies

Basic Sewing and Machine Embroidery Supplies

Fusible Interfacing*



Fiber Wash-Away Stabilizer*



Heavy Weight Cut-Away Stabilizer*



Curved Appliqué Scissors

Embroidery Needles Sharp 75/11

Picture Frame 6" × 8" (8" × 10", 10" × 12") (optional)

Acid Free Tape

*Visit www.rileyblakedesigns.com/me and click on the stabilizer tab to match the stabilizer icon with the Riley Blake Designs recommended stabilizer.


Vintage Holiday Trucks Vol. 2: Fresh Flower Market Estimated Basics Requirements









VINTAGE HOLIDAY TRUCKS VOL. 2: FRESH FLOWER MARKET






FABRIC REQUIREMENTS

These instructions are shown using Riley Blake Designs Basics fabrics.

| Fabric | Small (5 ¾" × 6 ½") (6×10 Stitchable Area) | Medium (7 ¾" × 8 ½") (8×12 Stitchable Area) | Large (8 ½" × 9 ½") (9×14 Stitchable Area) |
|--|---|--|---|
|  LN400-LECREME Fairfax | Fat Quarter | Fat Quarter | Fat Quarter |

THREAD & SUPPLIES REQUIREMENTS

|  | Thread |
|--|-------------------|
|  | 5597-SNOW WHITE |
|  | 5675-DUSTY ROSE |
|  | 5519-SCARLET |
|  | 9079-BAMBINO BLUE |
|  | 5612-ISLE GREEN |

|  | Thread |
|---|--------------------|
|  | 5762-SUNFLOWER |
|  | 5806-ROSE PINK |
|  | 9172-WARM SUNSHINE |
|  | 5565-CHARCOAL |

All thread is Robison-Anton Super Brite Polyester embroidery thread. It's essential to be mindful of thread color variations across different machines. Following the instructions precisely will help ensure accurate thread changes and a successful embroidery project. Visit www.rileyblakedesigns.com/me-threads for a Thread Color Conversion Chart.

Notions & Supplies

Basic Sewing and Machine Embroidery Supplies

Fusible Interfacing*



Fiber Wash-Away Stabilizer*



Heavy Weight Cut-Away Stabilizer*



Curved Appliqué Scissors


Embroidery Needles Sharp 75/11

Picture Frame 6" × 8" (8" × 10", 10" × 12") (optional)


Acid Free Tape

*Visit www.rileyblakedesigns.com/me and click on the stabilizer tab to match the stabilizer icon with the Riley Blake Designs recommended stabilizer.

Vintage Holiday Trucks Vol. 2: Land That I Love Estimated Basics Requirements




LAND THAT I LOVE








VINTAGE HOLIDAY TRUCKS VOL. 2: LAND THAT I LOVE





FABRIC REQUIREMENTS

These instructions are shown using Riley Blake Designs Basics fabrics.

| Fabric | Small (5 ¾" × 6 ½") (6×10 Stitchable Area) | Medium (7 ¾" × 8 ½") (8×12 Stitchable Area) | Large (8 ½" × 9 ½") (9×14 Stitchable Area) |
|--|---|--|---|
|  LN400-WHITE Fairfax | Fat Quarter | Fat Quarter | Fat Quarter |

THREAD & SUPPLIES REQUIREMENTS

|  | Thread |
|--|--------------------|
|  | 5635-IVORY |
|  | 5519-SCARLET |
|  | 9039-BLUE SPLENDOR |
|  | 5580-SAPPHIRE |

|  | Thread |
|--|-----------------|
|  | 5512-SUN GOLD |
|  | 5584-DEEP GREEN |
|  | 5565-CHARCOAL |

All thread is Robison-Anton Super Brite Polyester embroidery thread. It's essential to be mindful of thread color variations across different machines. Following the instructions precisely will help ensure accurate thread changes and a successful embroidery project. Visit www.rileyblakedesigns.com/me-threads for a Thread Color Conversion Chart.

Notions & Supplies

Basic Sewing and Machine Embroidery Supplies

Fusible Interfacing*



Fiber Wash-Away Stabilizer*



Heavy Weight Cut-Away Stabilizer*



Curved Appliqué Scissors

Embroidery Needles Sharp 75/11

Picture Frame 6" × 8" (8" × 10", 10" × 12") (optional)

Acid Free Tape

*Visit www.rileyblakedesigns.com/me and click on the stabilizer tab to match the stabilizer icon with the Riley Blake Designs recommended stabilizer.