

Home Town Holiday: Stockings & Projects

Estimated Basics Requirements



HOME TOWN HOLIDAY: STOCKINGS & PROJECTS

CONSOLIDATED BASICS FABRIC REQUIREMENTS



















The following fabrics are needed to make all the Home Town Holiday: Stockings & Projects in the largest size. This pattern is shown using a variety of Riley Blake Designs Basics fabrics.

	SKU NUMBER	TOTAL NEEDED
	C605-CORAL Shabby	Fat Eighth
	C840-IVORY American Jane Pindot	Fat Quarter
	C840-PASTE American Jane Pindot	Fat Quarter
	C12555-LETTUCE Bee Gingham Rebecca	Fat Quarter
	C805-CREAM Poparazzi	Fat Quarter
	C805-IVORY Poparazzi	Fat Quarter
	C605-BEEHIVECLOUD Shabby	Fat Quarter
	C670-SHADOW Swiss Dot	Fat Quarter
	C610-TURTLE Texture	Fat Quarter
	C605-LATTE Shabby	¼ Yard
	C605-SEAGLASS Shabby	¼ Yard
	C610-RED Texture	⅓ Yard
	C605-DENIM Shabby	½ Yard
	C12554-DAISY Bee Gingham Tammy	⅝ Yard
	C12550-GRANNYGREEN Bee Gingham Debbie	⅝ Yard
	C120-MARIGOLD Confetti Cotton™	⅝ Yard
	C120-SEAGLASS Confetti Cotton™	⅝ Yard
	C805-GRAY Poparazzi	⅝ Yard
	C605-TEAL fabric swatch	⅝ Yard
	C670-GOLDEN Swiss Dot	⅝ Yard
	C610-GRAY Texture	⅝ Yard
	C610-WINTERBLUE Texture	⅝ Yard
	C120-HUNTER Confetti Cotton™	⅔ Yard
	C120-LECREME Confetti Cotton™	⅔ Yard
	C120-SCHOOLHOUSE Confetti Cotton™	⅔ Yard
	C605-HONEY Shabby	¾ Yard
	C500-CLOVER Stripes	⅞ Yard
	C840-OCEAN American Jane Pindot	1 ⅞ Yards
	C605-HOLLY Shabby	1 ½ Yards
	C830-SWEETHEART Check Please Tonal	1 ⅝ Yards
	C840-CHERRY American Jane Pindot	2 ¼ Yards

HOME TOWN HOLIDAY: STOCKINGS & PROJECTS

CONSOLIDATED THREAD REQUIREMENTS

The following threads are needed to make all the Home Town Holiday: Stockings & Projects.

	Thread		Thread
	5811-DEEP SCARLET		9150-MOSSTONE
	9075-FAVORITE DEEP BLUE		9050-GOLDEN CHAIR
	5595-COPPER		9143-SOUTHAMPTON
	9152-BONAIRE GREEN		9141-SEA GLASS
	9164-MAVEN MAUD		5526-MEADOW
	9158-GRAY WOOL		9108-ENVY GREEN
	5776-SEASHELL		9156-SONESTA BROWN
	9025-PINK POMPAS		5590-DATE

CONSOLIDATED SUPPLIES REQUIREMENTS

The following supplies are needed to make all the Home Town Holiday: Stockings & Projects.

Notions & Supplies

Basic Sewing and Machine Embroidery Supplies

Heavy Weight Tear-Away Stabilizer* 

Fusible Interfacing (SF101)* 

Paper Tape

Curved Appliqué Scissors

Embroidery Needles Sharp 75/11

Batting

Ribbon or Cord in the Color of your Choice

Printer and Paper to print Stocking Pattern

*Visit www.rileyblakedesigns.com/me and click on the stabilizer tab to match the stabilizer icon with the Riley Blake Designs recommended stabilizer.


Home Town Holiday: Blocks Estimated Basics Requirements






HOME TOWN HOLIDAY: BLOCKS

BASICS FABRIC REQUIREMENTS




Noel

	Fabric	5 ¾" Square (6×10 Stitchable Area)	7 ¾" Square (8×12 Stitchable Area)	8 ¾" Square (9×14 Stitchable Area)
	C840-IVORY American Jane Pindot	10" Square	Fat Eighth	Fat Eighth




Poinsettia

	Fabric	5 ¾" Square (6×10 Stitchable Area)	7 ¾" Square (8×12 Stitchable Area)	8 ¾" Square (9×14 Stitchable Area)
	C840-PASTE American Jane Pindot	10" Square	Fat Eighth	Fat Eighth
	C830-SWEETHEART Check Please Tonal	10" Square	10" Square	10" Square
	C610-RED Texture	10" Square	10" Square	10" Square

Chapel

	Fabric	5 ¾" Square (6×10 Stitchable Area)	7 ¾" Square (8×12 Stitchable Area)	8 ¾" Square (9×14 Stitchable Area)
	C605-BEEHIVECLOUD Shabby	10" Square	Fat Eighth	Fat Eighth
	C610-GRAY Texture	10" Square	10" Square	10" Square
	C12555-LETTUCE Bee Gingham Rebecca	10" Square	10" Square	10" Square





Presents

	Fabric	5 ¾" Square (6×10 Stitchable Area)	7 ¾" Square (8×12 Stitchable Area)	8 ¾" Square (9×14 Stitchable Area)
	C605-LATTE Shabby	10" Square	Fat Eighth	Fat Eighth
	C840-OCEAN American Jane Pindot	10" Square	10" Square	10" Square
	C610-TURTLE Texture	10" Square	10" Square	10" Square


HOME TOWN HOLIDAY: BLOCKS

BASICS FABRIC REQUIREMENTS

Candle



















	Fabric	5 ¾" Square (6×10 Stitchable Area)	7 ¾" Square (8×12 Stitchable Area)	8 ¾" Square (9×14 Stitchable Area)
	C805-CREAM Poparazzi	10" Square	Fat Eighth	Fat Eighth
	C670-SHADOW Swiss Dot	10" Square	10" Square	10" Square
	C605-CORAL Shabby	10" Square	10" Square	10" Square
	C605-TEAROSE Shabby	10" Square	10" Square	10" Square

Christmas Trees

	Fabric	5 ¾" Square (6×10 Stitchable Area)	7 ¾" Square (8×12 Stitchable Area)	8 ¾" Square (9×14 Stitchable Area)
	C805-IVORY Poparazzi	10" Square	Fat Eighth	Fat Eighth

HOME TOWN HOLIDAY: BLOCKS

THREAD & SUPPLIES REQUIREMENTS

	Thread		Thread
	5811-DEEP SCARLET		9150-MOSSTONE
	9075-FAVORITE DEEP BLUE		9050-GOLDEN CHAIR
	5595-COPPER		9143-SOUTHAMPTON
	9152-BONAIRE GREEN		9141-SEA GLASS
	9164-MAVEN MAUD		5526-MEADOW
	9158-GRAY WOOL		9108-ENVY GREEN
	5776-SEASHELL		9156-SONESTA BROWN
	9025-PINK POMPAS		5590-DATE

All thread is Robison-Anton Super Brite Polyester embroidery thread. It's essential to be mindful of thread color variations across different machines. Following the pattern instructions precisely will help ensure accurate thread changes and a successful embroidery project. Visit www.rileyblakedesigns.com/me-threads for a Thread Color Conversion Chart.

Notions & Supplies

Basic Sewing and Machine Embroidery Supplies

Fiber Wash-Away Stabilizer* (enough to hoop 7 of your chosen size hoop)



ST-37644 Jillily Studio Press It Pad

Paper Tape

Curved Appliqué Scissors

Embroidery Needles Sharp 75/11

*Visit www.rileyblakedesigns.com/me and click on the stabilizer tab to match the stabilizer icon with the Riley Blake Designs recommended stabilizer.




Home Town Holiday: Large Stockings Estimated Basics Requirements








HOME TOWN HOLIDAY: LARGE STOCKINGS

BASICS FABRIC REQUIREMENTS


Noel

	Fabric	11 1/2" x 18 3/4" (6x10 Stitchable Area)
	C840-IVORY American Jane Pindot	10" Square
	C605-HOLLY Shabby	5/8 Yard
	C840-CHERRY American Jane Pindot	5/8 Yard

Poinsettia

	Fabric	11 1/2" x 18 3/4" (6x10 Stitchable Area)
	C840-PASTE American Jane Pindot	10" Square
	C830-SWEETHEART Check Please Tonal	10" Square
	C610-RED Texture	10" Square
	C12554-DAISY Bee Gingham Tammy	5/8 Yard
	C605-HOLLY Shabby	5/8 Yard






Chapel

	Fabric	11 1/2" x 18 3/4" (6x10 Stitchable Area)
	C605-BEEHIVECLOUD Shabby	10" Square
	C610-GRAY Texture	5" Square
	C12555-LETTUCE Bee Gingham Rebecca	5" Square
	C830-SWEETHEART Check Please Tonal	5/8 Yard
	C805-GRAY Poparazzi	5/8 Yard







HOME TOWN HOLIDAY: LARGE STOCKINGS

BASICS FABRIC REQUIREMENTS

Presents

	Fabric	11 ½" × 18 ¾" (6×10 Stitchable Area)
	C605-LATTE Shabby	10" Square
	C840-OCEAN American Jane Pindot	5" Square
	C610-TURTLE Texture	10" Square
	C610-WINTERBLUE Texture	⅝ Yard
	C605-TEAROSE Shabby	⅝ Yard

Candle



















	Fabric	11 ½" × 18 ¾" (6×10 Stitchable Area)
	C805-CREAM Poparazzi	10" Square
	C670-SHADOW Swiss Dot	10" Square
	C605-CORAL Shabby	5" Square
	C605-TEAROSE Shabby	5" Square
	C840-OCEAN American Jane Pindot	⅝ Yard
	C830-SWEETHEART Check Please Tonal	⅝ Yard

Christmas Trees

	Fabric	11 ½" × 18 ¾" (6×10 Stitchable Area)
	C805-IVORY Poparazzi	10" Square
	C610-RED Texture	⅝ Yard
	C670-GOLDEN Swiss Dot	⅝ Yard

HOME TOWN HOLIDAY: LARGE STOCKINGS

THREAD & SUPPLIES REQUIREMENTS

	Thread		Thread
	5811-DEEP SCARLET		9150-MOSSTONE
	9075-FAVORITE DEEP BLUE		9050-GOLDEN CHAIR
	5595-COPPER		9143-SOUTHAMPTON
	9152-BONAIRE GREEN		9141-SEA GLASS
	9164-MAVEN MAUD		5526-MEADOW
	9158-GRAY WOOL		9108-ENVY GREEN
	5776-SEASHELL		9156-SONESTA BROWN
	9025-PINK POMPAS		5590-DATE

All thread is Robison-Anton Super Brite Polyester embroidery thread. It's essential to be mindful of thread color variations across different machines. Following the pattern instructions precisely will help ensure accurate thread changes and a successful embroidery project. Visit www.rileyblakedesigns.com/me-threads for a Thread Color Conversion Chart.

Notions & Supplies

Basic Sewing and Machine Embroidery Supplies

Heavy Weight Tear-Away Stabilizer*



Fusible Interfacing (SF101)*



Paper Tape

Curved Appliqué Scissors

Embroidery Needles Sharp 75/11

*Visit www.rileyblakedesigns.com/me and click on the stabilizer tab to match the stabilizer icon with the Riley Blake Designs recommended stabilizer.

Home Town Holiday: Mini Stockings




Estimated Basics Requirements





HOME TOWN HOLIDAY: MINI STOCKINGS

BASICS FABRIC REQUIREMENTS




Noel

	Fabric	5" × 8 ½" (6×10 Stitchable Area)	7" × 11 ½" (8×12 Stitchable Area)	8" × 13" (9×14 Stitchable Area)
	C120-HUNTER Confetti Cottons™ Solid	Fat Eighth	Fat Quarter	Fat Quarter
	C120-SEAGLASS Confetti Cottons™ Solid	Fat Quarter	Fat Quarter	½ Yard
	C120-LECREME Confetti Cottons™ Solid	5" Square	5" Square	5" Square



Poinsettia

	Fabric	5" × 8 ½" (6×10 Stitchable Area)	7" × 11 ½" (8×12 Stitchable Area)	8" × 13" (9×14 Stitchable Area)
	C120-SCHOOLHOUSE Confetti Cottons™ Solid	Fat Eighth	Fat Quarter	Fat Quarter
	C120-LECREME Confetti Cottons™ Solid	Fat Quarter	Fat Quarter	½ Yard

Chapel

	Fabric	5" × 8 ½" (6×10 Stitchable Area)	7" × 11 ½" (8×12 Stitchable Area)	8" × 13" (9×14 Stitchable Area)
	C120-MARIGOLD Confetti Cottons™ Solid	Fat Eighth	Fat Quarter	Fat Quarter
	C120-HUNTER Confetti Cottons™ Solid	Fat Quarter	Fat Quarter	½ Yard
	C120-LECREME Confetti Cottons™ Solid	5" Square	5" Square	5" Square




Presents

	Fabric	5" × 8 ½" (6×10 Stitchable Area)	7" × 11 ½" (8×12 Stitchable Area)	8" × 13" (9×14 Stitchable Area)
	C120-HUNTER Confetti Cottons™ Solid	Fat Eighth	Fat Quarter	Fat Quarter
	C120-LECREME Confetti Cottons™ Solid	Fat Quarter	Fat Quarter	½ Yard




HOME TOWN HOLIDAY: MINI STOCKINGS

BASICS FABRIC REQUIREMENTS

Candle



















	Fabric	5" × 8 ½" (6×10 Stitchable Area)	7" × 11 ½" (8×12 Stitchable Area)	8" × 13" (9×14 Stitchable Area)
	C120-SEAGLASS Confetti Cottons™ Solid	Fat Eighth	Fat Quarter	Fat Quarter
	C120-SCHOOLHOUSE Confetti Cottons™ Solid	Fat Quarter	Fat Quarter	½ Yard
	C120-LECREME Confetti Cottons™ Solid	5" Square	5" Square	5" Square

Christmas Trees

	Fabric	5" × 8 ½" (6×10 Stitchable Area)	7" × 11 ½" (8×12 Stitchable Area)	8" × 13" (9×14 Stitchable Area)
	C120-SCHOOLHOUSE Confetti Cottons™ Solid	Fat Eighth	Fat Quarter	Fat Quarter
	C120-MARIGOLD Confetti Cottons™ Solid	Fat Quarter	Fat Quarter	½ Yard
	C120-LECREME Confetti Cottons™ Solid	5" Square	5" Square	5" Square

HOME TOWN HOLIDAY: MINI STOCKINGS

THREAD & SUPPLIES REQUIREMENTS

	Thread		Thread
	5811-DEEP SCARLET		9150-MOSSTONE
	9075-FAVORITE DEEP BLUE		9050-GOLDEN CHAIR
	5595-COPPER		9143-SOUTHAMPTON
	9152-BONAIRE GREEN		9141-SEA GLASS
	9164-MAVEN MAUD		5526-MEADOW
	9158-GRAY WOOL		9108-ENVY GREEN
	5776-SEASHELL		9156-SONESTA BROWN
	9025-PINK POMPAS		5590-DATE

All thread is Robison-Anton Super Brite Polyester embroidery thread. It's essential to be mindful of thread color variations across different machines. Following the pattern instructions precisely will help ensure accurate thread changes and a successful embroidery project. Visit www.rileyblakedesigns.com/me-threads for a Thread Color Conversion Chart.

Notions & Supplies

Basic Sewing and Machine Embroidery Supplies

Fiber Wash-Away Stabilizer* (enough to hoop 7 of your chosen size hoop)



ST-37644 Jillily Studio Press It Pad

Paper Tape

Batting

Curved Appliqué Scissors

Embroidery Needles Sharp 75/11



















*Visit www.rileyblakedesigns.com/me and click on the stabilizer tab to match the stabilizer icon with the Riley Blake Designs recommended stabilizer.

Home Town Holiday: Garland Estimated Basics Requirements





















HOME TOWN HOLIDAY: GARLAND

BASICS FABRIC REQUIREMENTS

Fabric	6" x 6" Each (6x10 Stitchable Area)
 C12555-LETTUCE Bee Gingham Rebecca	5" Square
 C605-CORAL Shabby	5" Square
 C605-TEAROSE Shabby	5" Square
 C605-BEEHIVECLOUD Shabby	10" Square
 C605-LATTE Shabby	10" Square
 C610-TURTLE Texture	10" Square
 C670-SHADOW Swiss Dot	10" Square
 C805-CREAM Poparazzi	10" Square
 C805-IVORY Poparazzi	10" Square
 C830-SWEETHEART Check Please Tonal	10" Square
 C840-IVORY American Jane Pindot	10" Square
 C840-PASTE American Jane Pindot	10" Square
 C605-DENIM Shabby	1/3 Yard
 C605-HOLLY Shabby	1/3 Yard
 C605-HONEY Shabby	1/3 Yard
 C610-GRAY Texture	1/3 Yard
 C840-CHERRY American Jane Pindot	1/3 Yard
 C840-OCEAN American Jane Pindot	1/3 Yard

HOME TOWN HOLIDAY: GARLAND

THREAD & SUPPLIES REQUIREMENTS

	Thread		Thread
	5811-DEEP SCARLET		9150-MOSSTONE
	9075-FAVORITE DEEP BLUE		9050-GOLDEN CHAIR
	5595-COPPER		9143-SOUTHAMPTON
	9152-BONAIRE GREEN		9141-SEA GLASS
	9164-MAVEN MAUD		5526-MEADOW
	9158-GRAY WOOL		9108-ENVY GREEN
	5776-SEASHELL		9156-SONESTA BROWN
	9025-PINK POMPAS		5590-DATE

All thread is Robison-Anton Super Brite Polyester embroidery thread. It's essential to be mindful of thread color variations across different machines. Following the pattern instructions precisely will help ensure accurate thread changes and a successful embroidery project. Visit www.rileyblakedesigns.com/me-threads for a Thread Color Conversion Chart.

Notions & Supplies

Basic Sewing and Machine Embroidery Supplies

Fiber Wash-Away Stabilizer* (enough to hoop 7 of your chosen size hoop)



ST-37644 Jillily Studio Press It Pad

Paper Tape

Batting

Curved Appliqué Scissors

Embroidery Needles Sharp 75/11

Ribbon or Cord in the Color of your Choice












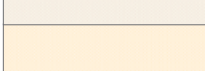






*Visit www.rileyblakedesigns.com/me and click on the stabilizer tab to match the stabilizer icon with the Riley Blake Designs recommended stabilizer.

Home Town Holiday: Runner Estimated Basics Requirements





















HOME TOWN HOLIDAY: RUNNER

BASICS FABRIC REQUIREMENTS

Fabric	44" × 10" Each (6×10 Stitchable Area)	54" × 12" Each (8×12 Stitchable Area)	59" × 13" Each (9×14 Stitchable Area)
 C605-CORAL Shabby	5" Square	5" Square	5" Square
 C605-TEAROSE Shabby	5" Square	5" Square	5" Square
 C12555-LETTUCE Bee Gingham Rebecca	5" Square	5" Square	10" Square
 C840-OCEAN American Jane Pindot	5" Square	10" Square	10" Square
 C610-GRAY Texture	10" Square	10" Square	10" Square
 C610-RED Texture	10" Square	10" Square	10" Square
 C610-TURTLE Texture	10" Square	10" Square	10" Square
 C670-SHADOW Swiss Dot	10" Square	10" Square	10" Square
 C605-BEEHIVECLOUD Shabby	10" Square	10" Square	10" Square
 C605-LATTE Shabby	10" Square	10" Square	10" Square
 C805-CREAM Poparazzi	10" Square	10" Square	10" Square
 C805-IVORY Poparazzi	10" Square	10" Square	10" Square
 C840-IVORY American Jane Pindot	10" Square	10" Square	10" Square
 C840-PASTE American Jane Pindot	10" Square	10" Square	10" Square
 C605-HOLLY Shabby	⅓ Yard	⅓ Yard	⅓ Yard
 C830-SWEETHEART Check Please Tonal	⅓ Yard	½ Yard	½ Yard
 C840-CHERRY American Jane Pindot	1 Yard	1 Yard	1 ¼ Yard
 C500-CLOVER Stripes	⅝ Yard	¾ Yard	⅞ Yard

HOME TOWN HOLIDAY: RUNNER

THREAD & SUPPLIES REQUIREMENTS

	Thread		Thread
	5811-DEEP SCARLET		9150-MOSSTONE
	9075-FAVORITE DEEP BLUE		9050-GOLDEN CHAIR
	5595-COPPER		9143-SOUTHAMPTON
	9152-BONAIRE GREEN		9141-SEA GLASS
	9164-MAVEN MAUD		5526-MEADOW
	9158-GRAY WOOL		9108-ENVY GREEN
	5776-SEASHELL		9156-SONESTA BROWN
	9025-PINK POMPAS		5590-DATE

All thread is Robison-Anton Super Brite Polyester embroidery thread. It's essential to be mindful of thread color variations across different machines. Following the pattern instructions precisely will help ensure accurate thread changes and a successful embroidery project. Visit www.rileyblakedesigns.com/me-threads for a Thread Color Conversion Chart.

Notions & Supplies

Basic Sewing and Machine Embroidery Supplies

Fiber Wash-Away Stabilizer* (enough to hoop 7 of your chosen size hoop)



ST-37644 Jillily Studio Press It Pad

Paper Tape

Batting

Curved Appliqué Scissors

Embroidery Needles Sharp 75/11










*Visit www.rileyblakedesigns.com/me and click on the stabilizer tab to match the stabilizer icon with the Riley Blake Designs recommended stabilizer.

Home Town Holiday: Mug Rugs Estimated Basics Requirements





















HOME TOWN HOLIDAY: MUG RUGS

BASICS FABRIC REQUIREMENTS

Fabric	7" × 7" Each (5×10 Stitchable Area)
 C605-CORAL Shabby	5" Square
 C605-TEAROSE Shabby	5" Square
 C610-TURTLE Texture	10" Square
 C605-BEEHIVECLOUD Shabby	10" Square
 C840-IVORY American Jane Pindot	10" Square
 C605-LATTE Shabby	10" Square
 C670-SHADOW Swiss Dot	10" Square
 C805-CREAM Poparazzi	10" Square
 C805-IVORY Poparazzi	10" Square
 C830-SWEETHEART Check Please Tonal	10" Square
 C840-PASTE American Jane Pindot	10" Square
 C605-SEAGLASS Shabby	Fat Eighth
 C610-RED Texture	Fat Eighth
 C670-GOLDEN Swiss Dot	Fat Eighth
 C12555-LETTUCE Bee Gingham Rebecca	Fat Quarter
 C610-GRAY Texture	⅓ Yard
 C840-OCEAN American Jane Pindot	⅓ Yard
 C605-HOLLY Shabby	⅓ Yard
 C840-CHERRY American Jane Pindot	⅓ Yard
 C605-DENIM Shabby	½ Yard
 C605-HONEY Shabby	½ Yard

HOME TOWN HOLIDAY: MUG RUGS

THREAD & SUPPLIES REQUIREMENTS

	Thread		Thread
	5811-DEEP SCARLET		9150-MOSSTONE
	9075-FAVORITE DEEP BLUE		9050-GOLDEN CHAIR
	5595-COPPER		9143-SOUTHAMPTON
	9152-BONAIRE GREEN		9141-SEA GLASS
	9164-MAVEN MAUD		5526-MEADOW
	9158-GRAY WOOL		9108-ENVY GREEN
	5776-SEASHELL		9156-SONESTA BROWN
	9025-PINK POMPAS		5590-DATE

All thread is Robison-Anton Super Brite Polyester embroidery thread. It's essential to be mindful of thread color variations across different machines. Following the pattern instructions precisely will help ensure accurate thread changes and a successful embroidery project. Visit www.rileyblakedesigns.com/me-threads for a Thread Color Conversion Chart.

Notions & Supplies

Basic Sewing and Machine Embroidery Supplies

Fiber Wash-Away Stabilizer* (enough to hoop 7 of your chosen size hoop)



ST-37644 Jillily Studio Press It Pad

Paper Tape

Batting

Curved Appliqué Scissors

Embroidery Needles Sharp 75/11

*Visit www.rileyblakedesigns.com/me and click on the stabilizer tab to match the stabilizer icon with the Riley Blake Designs recommended stabilizer.