

# Home Town Holiday: 3D Ornaments










## Estimated Basics Requirements



# HOME TOWN HOLIDAY: 3D ORNAMENTS

## CONSOLIDATED BASICS FABRIC REQUIREMENTS











The following fabrics are needed to make all the Home Town Holiday: 3D Ornaments projects. This pattern is shown using a variety of Riley Blake Designs Basics fabrics.

	SKU NUMBER	TOTAL NEEDED
	C670-80 RED Swiss Dot	Fat Eighth
	C605-CHERRY Shabby	Fat Eighth
	C830-SWEETHEART Check Please Tonal	Fat Eighth
	C610-WINTERBLUE Texture	Fat Eighth
	C605-DENIM Shabby	Fat Eighth
	C805-BUTTERSCOTCH Poparazzi	Fat Eighth
	C12554-DAISY Bee Gingham Tammy	Fat Eighth
	C605-HOLLY Shabby	Fat Eighth
	C12550-GRANNYGREEN Bee Gingham Debbie	Fat Eighth

# HOME TOWN HOLIDAY: 3D ORNAMENTS

## CONSOLIDATED THREAD REQUIREMENTS

The following threads are needed to make all the Home Town Holiday: 3D Ornaments projects.

	Thread
	5811-DEEP SCARLET
	9143-SOUTHAMPTON
	9075-FAVORITE DEEP BLUE
	5595-COPPER
	9152-BONAIRE GREEN
	9164-MAVEN MAUD
	9141-SEA GLASS
	9158-GRAY WOOL
	5776-SEASHELL

## CONSOLIDATED SUPPLIES REQUIREMENTS

The following supplies are needed to make all the Home Town Holiday: 3D Ornaments projects.

### Notions & Supplies

Basic Sewing and Machine Embroidery Supplies

Fiber Wash-Away Stabilizer\*

Fusible Interfacing\*

ST-37644 Jillily Studio Press It Pad

Paper Tape

Fabric Punch/Fabric Awl

Curved Appliqué Scissors

Embroidery Needles Sharp 75/11


Ribbon-style ornament hangers

\*Visit [www.rileyblakedesigns.com/me](http://www.rileyblakedesigns.com/me) and click on the stabilizer tab to match the stabilizer icon with the Riley Blake Designs recommended stabilizer.

# HOME TOWN HOLIDAY: 3D ORNAMENTS

## FABRIC REQUIREMENTS











This pattern is shown using a variety of Riley Blake Designs Basics fabrics.

	<b>Fabric</b>	<b>3 ½" × 3 ¾", 3 ½" × 5" (5×7 Stitchable Area)</b>
	C670-80-RED Swiss Dot	Fat Eighth
	C605-CHERRY Shabby	Fat Eighth
	C830-SWEETHEART Check Please	Fat Eighth
	C610-WINTERBLUE Texture	Fat Eighth
	C605-DENIM Shabby	Fat Eighth
	C805-BUTTERSCOTCH Poparazzi	Fat Eighth
	C12554-DAISY Bee Gingham	Fat Eighth
	C605-HOLLY Shabby	Fat Eighth
	C12550-GRANNYGREEN Bee Gingham	Fat Eighth

# HOME TOWN HOLIDAY: 3D ORNAMENTS

## THREADS & SUPPLIES

The following threads are needed to make all the Home Town Holiday: 3D Ornaments projects.

	Thread
	5811-DEEP SCARLET
	9143-SOUTHAMPTON
	9075-FAVORITE DEEP BLUE
	5595-COPPER
	9152-BONAIRE GREEN
	9164-MAVEN MAUD
	9141-SEA GLASS
	9158-GRAY WOOL
	5776-SEASHELL

### Notions & Supplies

Basic Sewing and Machine Embroidery Supplies

Fiber Wash-Away Stabilizer\*

Fusible Interfacing\*

ST-37644 Jillily Studio Press It Pad

Paper Tape

Fabric Punch/Fabric Awl

Curved Appliqué Scissors

Embroidery Needles Sharp 75/11

Ribbon-style ornament hangers

\*Visit [www.rileyblakedesigns.com/me](http://www.rileyblakedesigns.com/me) and click on the stabilizer tab to match the stabilizer icon with the Riley Blake Designs recommended stabilizer.