



Kansas Troubles Quilters



Crosswalk Charm Quilt

Designed by Lynne Hagmeier

Featuring Lollipop Garden fabric collection
by Lella Boutique for Moda

103 N. Nelson, Bennington, Kansas
785-488-2120 website: ktquilts.com
email: lynne@ktquilts.com

Crosswalk

35" square charm quilt
by Kansas Troubles Quilters

I loved playing with the brighter palette of Vanessa's Lollipop Garden fabric collection to create a table topper perfect for spring decorating. Her fabrics coordinated beautifully with many of my vintage Easter collectibles. I also made a second quilt in my KT Favorites III fabric, just for fun.

SUPPLIES

Blocks - A,B
Background - C
Sashing - E
Border, Binding, D

BRIGHT

(1) Charm Pack
White - fat $\frac{1}{4}$
Stripe - $\frac{1}{2}$ yd.
Green - $\frac{3}{4}$ yd.

KTQ

(1) Charm Pack
Tan - fat $\frac{1}{4}$
Tan - $\frac{1}{2}$ yd.
Navy - $\frac{3}{4}$ yd.

CUTTING

(/) = cut square in half once diagonally to yield 2 triangles

Charm Squares

(27) medium/dark A - (18) 5" sq. (/)
B - (9) charm squares cut
into (4) 2 $\frac{1}{2}$ " sq. each

White Print or Tan Print

Background - C - (36) 2 $\frac{7}{8}$ " sq. (/)

White w/green stripe or Tan Print

Sashing - E - (84) 1 $\frac{1}{2}$ " x 4 $\frac{1}{2}$ "

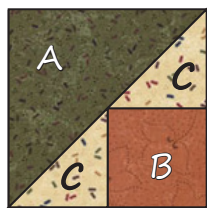

Green or Navy

Corner post - D - (49) 1 $\frac{1}{2}$ " sq.
Border - (4) 1 $\frac{1}{2}$ " x WOF
Binding - (4) 2 $\frac{1}{2}$ " x WOF


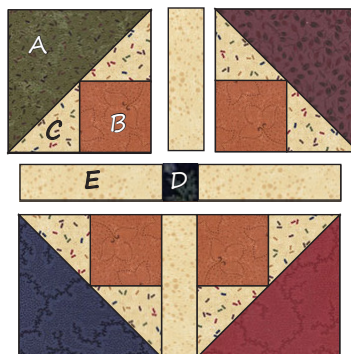
Assembly

Fabrics for bright quilt are listed first, with KT fabric in parenthesis.

1. Sew a C-white print (tan print) triangle on two sides of each B-square; press toward C.
2. Add A-medium (dark) triangle to B/C unit; press toward A. Trim block to 4 $\frac{1}{2}$ square.
3. Mix or match A-triangles with (4) matching B-squares for each block. Sew blocks, E-sashing strips and D-sashing posts together; press toward sashing and sashing posts, as shown. Make (9) blocks that measure 9 $\frac{1}{2}$ " square.



Make 4 each.




Make 9 blocks.

4. Lay out blocks 3x3 along with sashing strips and sashing posts, as shown in quilt diagram. Sew quilt center together in rows; press toward sashing strips. Center of quilt measures 31 1/2" square.

5. Trim (2) 2 1/2" outer border strips to measured length of quilt center (31 1/2"). Pin and sew to opposite sides of quilt; press toward outer border. Trim (2) 2 1/2" outer border strips to measured width of quilt top and bottom (35 1/2"). Pin and sew to top and bottom of quilt; press toward outer border. Quilt measures 35 1/2" square.

Finishing - Sandwich quilt top, batting and backing. Machine quilt as desired. Bind with 2 1/2" double binding pieced to at least 156" long.



Crosswalk Charm Quilt
 Kansas Troubles Favorites III fabric
 collection by Lynne Hagmeier for Moda



Crosswalk Charm Quilt
 Lollipop Garden fabric collection by Vanessa
 Goertzen of Lella Boutique for Moda