

# The New Hexagon – Millefiore Quilt-Along

By Katja Marek

## Rosette 1

### What is Millefiore anyway?

**Millefiore/Millefiori** is a glasswork technique, which produces distinctive decorative patterns on glassware. It is made by fusing multicolored glass canes together, cutting them crosswise, joining them into new groups and creating new, often kaleidoscopic designs. The term **millefiore** is a combination of the Italian words "mille" (thousand) and "fiore" (flower), plural "fiori" (flowers).



Kaffe Fassett for Rowan,  
Westminster Fibers # GP02 Millefiore

This summer I received a line of Kaffe Fassett fabric, which included a piece called 'Millefiore'. I looked up the definition and thought *perfect*! I loved the kaleidoscope nature of this fabric and knew I wanted to translate this into a quilt. Not just any quilt, but one based on the blocks in my book, to allow quilters another way to use these blocks. I loved the idea that this was much like the ancient glass caning technique of old, that by cutting and re-piecing the fabrics I was creating new designs from identical units. These identical units are the fractured hexagons from my book, radiating outward from the center to form a rosette.

Rosettes are round, stylized flower designs and have been used in architecture and design for centuries. It derives its name from the natural circular shape formed by leaves radiating out from the stem of a plant, suggesting the petals of a rose and was often carved in stone, wood, or made of metal to create decorative elements.

I wanted a design of overlapping rosettes. So I drafted a basic hexagon grid and overlaid concentric circles that would form the rosettes. It was important to me that each rosette be distinct and different from the others and this would be achieved by using the blocks from 'The New Hexagon', each already different and distinct, by nature of the shapes contained within.

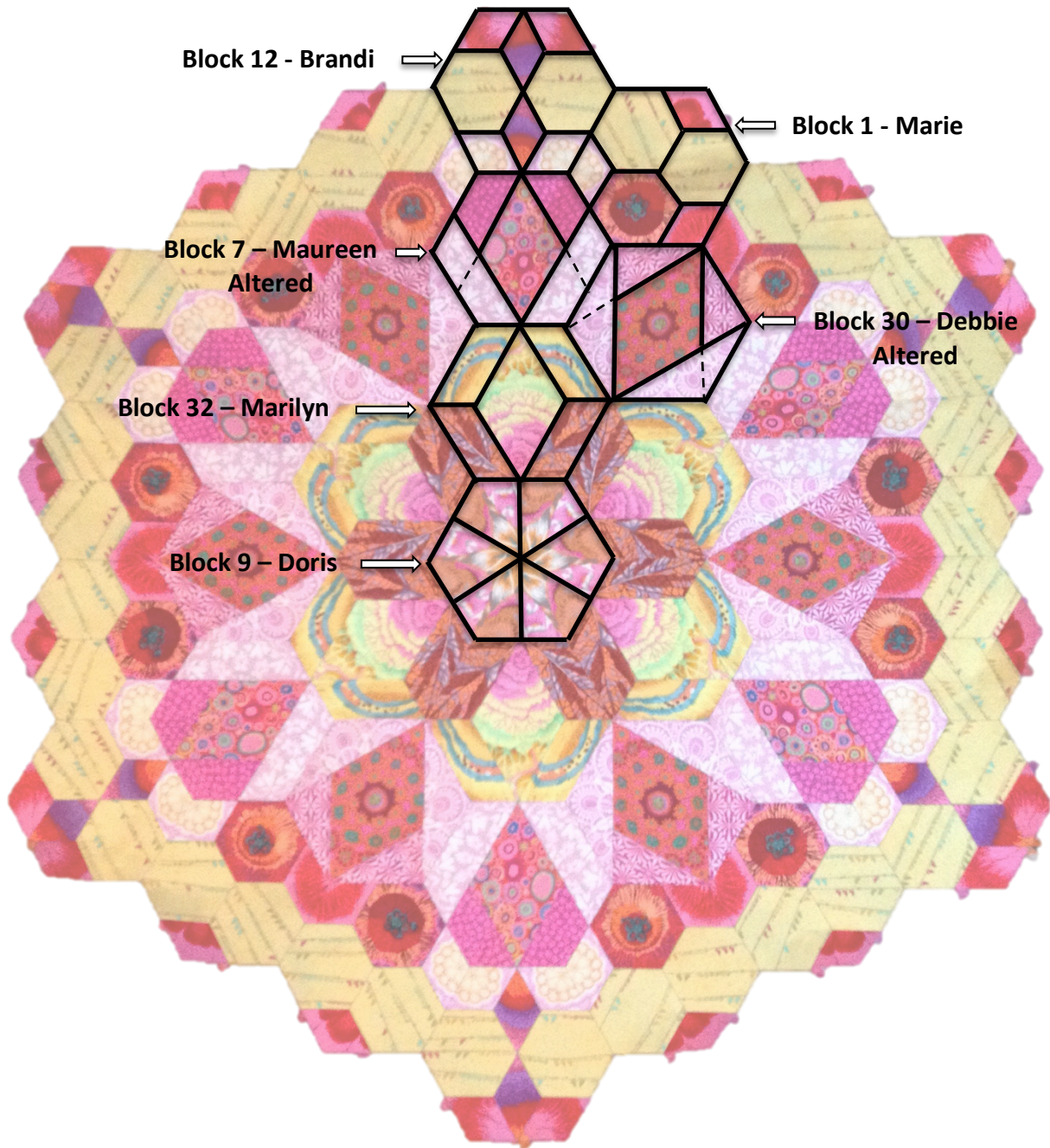
©2014 Katja Marek All rights reserved. Instructions are for personal use only. Each participant must own their own copy of *The New Hexagon - 52 Blocks to English Paper Piece* (Martingale®) to make the blocks mentioned in these instructions.

No commercial use is authorized. By that I mean that you may not sell these instructions or make copies of the original blocks in the book to include with these instructions. You may however print these instructions for participants of a class or club provided that each participant owns their own copy of the book. Please give credit to me as the designer if showing or selling a finished quilt.

# The New Hexagon – Millefiore Quilt-Along

By Katja Marek

## Rosette 1



———— Division between pieces within the blocks, as shown in *The New Hexagon*

- - - - Lines that have been removed from the blocks as shown in *The New Hexagon*

\*The lines shown above are to indicate the division between the pieces. They are not accurate and cannot be used to piece this quilt. *The New Hexagon – 52 Block to English Paper Piece* is required for general instruction on English Paper Piecing, glue-basting, fussy cutting and accurate block patterns.

©2014 Katja Marek All rights reserved. Instructions are for personal use only. Each participant must own their own copy of *The New Hexagon - 52 Blocks to English Paper Piece* (Martingale®) to make the blocks mentioned in these instructions.

No commercial use is authorized. By that I mean that you may not sell these instructions or make copies of the original blocks in the book to include with these instructions. You may however print these instructions for participants of a class or club provided that each participant owns their own copy of the book. Please give credit to me as the designer if showing or selling a finished quilt.



# The New Hexagon – Millefiore Quilt-Along

By Katja Marek

## Rosette 1



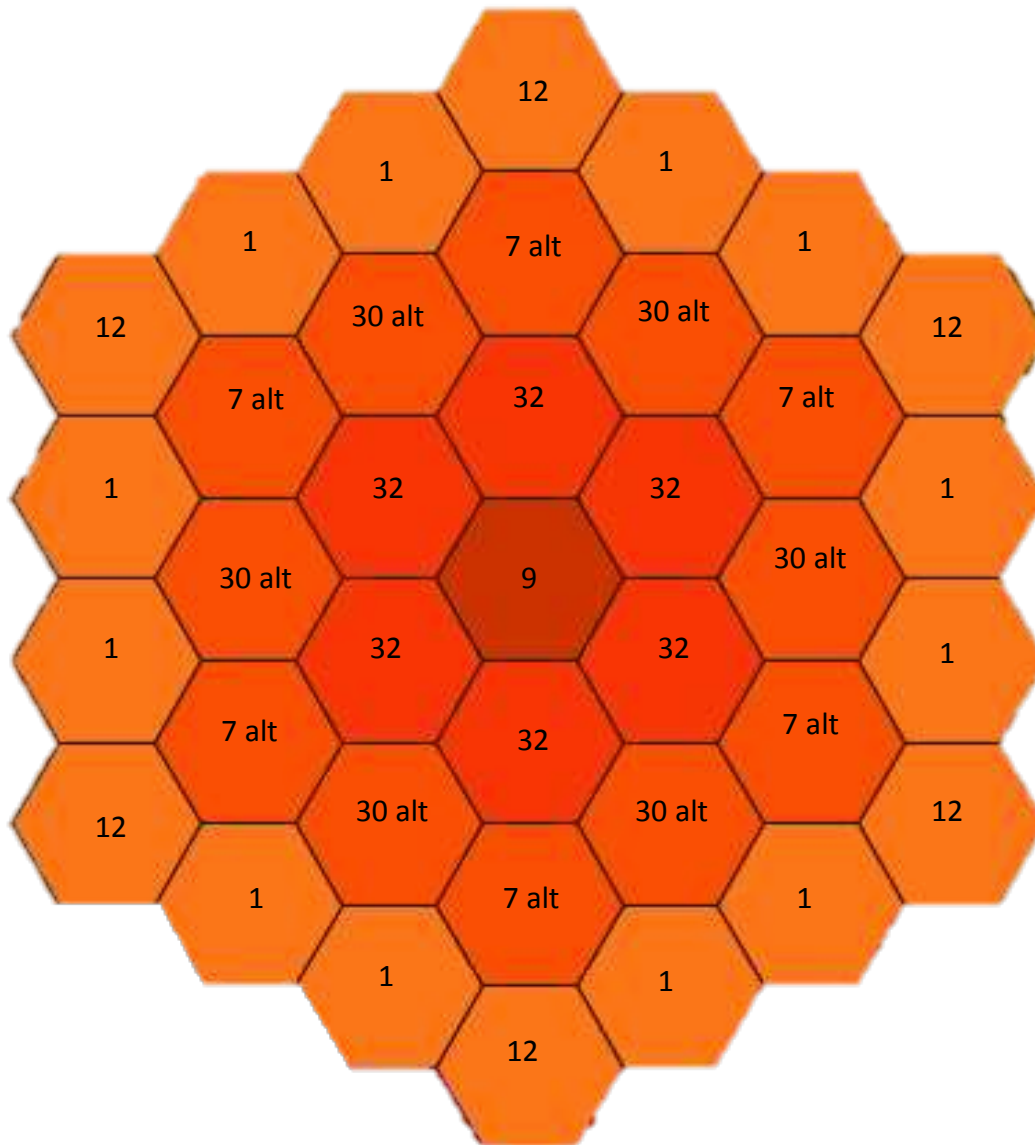
©2014 Katja Marek All rights reserved. Instructions are for personal use only. Each participant must own their own copy of *The New Hexagon - 52 Blocks to English Paper Piece* (Martingale®) to make the blocks mentioned in these instructions.

No commercial use is authorized. By that I mean that you may not sell these instructions or make copies of the original blocks in the book to include with these instructions. You may however print these instructions for participants of a class or club provided that each participant owns their own copy of the book. Please give credit to me as the designer if showing or selling a finished quilt.

# The New Hexagon – Millefiore Quilt-Along

By Katja Marek

## Rosette 1



## Blocks used in Rosette 1

- Center:** Make 1 - Block 9: Doris used as printed.
- 1<sup>st</sup> Round:** Make 6 – Block 32: Marilyn used as printed.
- 2<sup>nd</sup> Round:** Make 6 – Block 7: Maureen altered.  
Make 6 – Block 30: Debbie altered.
- 3<sup>rd</sup> Round:** Make 12 – Block 1: Marie used as printed.  
Make 6 – Block 12: Brandi used as printed.

©2014 Katja Marek All rights reserved. Instructions are for personal use only. Each participant must own their own copy of *The New Hexagon - 52 Blocks to English Paper Piece* (Martingale®) to make the blocks mentioned in these instructions.


No commercial use is authorized. By that I mean that you may not sell these instructions or make copies of the original blocks in the book to include with these instructions. You may however print these instructions for participants of a class or club provided that each participant owns their own copy of the book. Please give credit to me as the designer if showing or selling a finished quilt.



# The New Hexagon – Millefiore Quilt-Along

By Katja Marek

## Rosette 1



©2014 Katja Marek All rights reserved. Instructions are for personal use only. Each participant must own their own copy of *The New Hexagon - 52 Blocks to English Paper Piece* (Martingale®) to make the blocks mentioned in these instructions.

No commercial use is authorized. By that I mean that you may not sell these instructions or make copies of the original blocks in the book to include with these instructions. You may however print these instructions for participants of a class or club provided that each participant owns their own copy of the book. Please give credit to me as the designer if showing or selling a finished quilt.