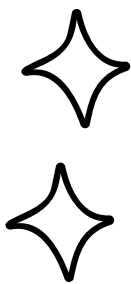


A QUILTER'S OASIS


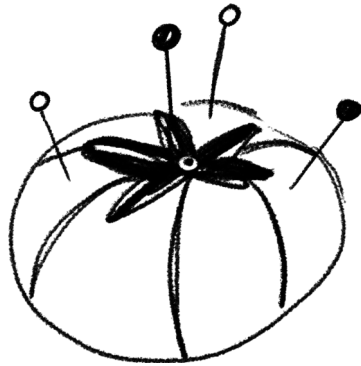
May- August 2026 Class Newsletter



Stitching Up Summer!

Cool projects for hot
summer days!

Open sew day and
night!



STORE HOURS

M-TH 9:30AM - 5PM

FRI 9:30AM - 8PM

SAT 9:30AM - 4PM

CLOSED SUN

CLOSED MONDAY

MAY 25TH

CLOSED JULY 3RD -

6TH

BACK TO BASICS

Brittany Devries

Beginning Quilting Evening

Class Rating: No Experience Needed

Time Duration: Five 3 hour sessions

Price: \$85

When: Thursday, July 30th: 5:30 p.m. - 8:30 p.m.

Thursday, August 6th: 5:30 p.m. - 8:30 p.m.

Thursday, August 13th: 5:30 p.m. - 8:30 p.m.

Thursday, August 20th: 5:30 p.m. - 8:30 p.m.

Thursday, August 27th: 5:30 p.m. - 8:30 p.m.

Description: Do you want to learn to quilt? This 5 week course will walk you through choosing fabric, what tools to use, how to cut and piece quilt blocks. You will construct a small sampler quilt including how to layer and do basic machine quilting and binding to finish your project. No prior quilting knowledge necessary - but students should know how to use their machine including winding a bobbin and changing the presser foot and needle.

Rali Burleson

Beginning Sewing Adult

Class Rating: No Experience Needed

Time Duration: Four 2 hour sessions

Price: \$50

When: Wednesday, May 27th: 6 p.m. - 8 p.m.

Wednesday, June 3rd: 6 p.m. - 8 p.m.

Wednesday, June 10th: 6 p.m. - 8 p.m.

Wednesday, June 17th: 6 p.m. - 8 p.m.

Description: Beginning Sewing Adult is a four week program designed to introduce the basics of sewing. Students will learn to operate a sewing machine, use sewing tools, read and follow pattern instructions, as well as basic sewing skills while completing a beginner level project (Lazy Days Skirt). Adults ages 18 and older are welcome! Class is limited to six students.

Rali Burleson

Beginning Sewing Youth

Class Rating: No Experience Needed

Time Duration: Four 2 hour sessions

Price: \$50

When: Wednesday, May 27th: 10 a.m. - 12 p.m.

Wednesday, June 3rd: 10 a.m. - 12 p.m.

Wednesday, June 10th: 10 a.m. - 12 p.m.

Wednesday, June 17th: 10 a.m. - 12 p.m.

Description: Beginning Sewing Youth is a four week program designed to introduce the basics of sewing. Students will learn to operate a sewing machine, use sewing tools, read and follow pattern instructions, as well as basic sewing skills while completing a beginner level project (Lazy Days Skirt). Children ages 10 - 17 are welcome! Class is limited to six students.

LEARN SOMETHING NEW!

<p>Theresa Brown</p> <p>Beginner Mosaic Fusible Applique</p>	<p>Class Rating: Confident Beginner Time Duration: Two - 5 hour sessions Price: \$50 When: Wednesday, August 12th 10:00 a.m. - 3:00 p.m. AND Wednesday, August 19th 10:00 a.m. - 3:00 p.m.</p> <p>Description: This is a wonderful new applique class using patterns by Cindy Bader with Patterns on the prairie. You will learn to use Hotfix Adhesive which is permanent. You will choose either the Pueblo Pottery Pattern, Sonoran Desert Pattern, or Autumn Leaves to make either 4 placemats, a table runner, or a wall hanging.</p>
<p>Theresa Brown</p> <p>Beginner Foundation Paper Piecing (FPP)</p>	<p>Class Rating: Confident Beginner Time Duration: One - 5 hour session Price: \$40 includes pattern When: Saturday, July 18th: 10:00 a.m. - 3:00 p.m.</p> <p>Description: Foundation paper piecing is a quilt block construction technique that produces beautifully sharp points and precise seams. I will guide you through the step-by-step process of piecing 3-4 paper-pieced designs. We will discuss different ways to implement paper-pieced blocks into your projects. Come and give this fun technique a try!</p>
<p>Annette Duley</p> <p>Color Basics</p>	<p>Class Rating: No Prior Knowledge Time Duration: Two sessions Price: \$50 When: Wednesday, July 8th: 10:00 a.m. - 3:00 p.m. AND Wednesday, July 15th: 10:00 a.m. - 12:00 p.m.</p> <p>Description: Making a quilt is making art! Don't be afraid! We will play with color, scale, and value. It's so much fun! You will see how the color wheel works and how to use it to help you choose fabrics for your next project. There will be an assignment using what you've learned to bring back to class the following week. Don't worry it's not a whole quilt!! You may want to make one, though!</p>
<p>Annette Duley</p> <p>Binding Basics</p>	<p>Class Rating: Beginner Time Duration: One 5.5 hour session Price: \$40 When: Saturday, June 13th: 10:00 a.m. - 3:30 p.m.</p> <p>Description: Binding can be an enjoyable part of quilting! You will learn to figure out the yardage needed, how to cut & join strips, attach to the quilt and finish. Getting the corners sharp & joining the end pieces can be a little tricky, but there are some tips that can help. You will be practicing two ways to finish by machine & one by hand.</p>

SUMMER STITCHING

Theresa Brown

**Cool Hands
Steering Wheel
Cover**

Class Rating: Beginner
Time Duration: One 4 hour session
Price: \$25
When: Tuesday, May 19th: 10:00 a.m. - 2:00 p.m.

Description: In Arizona our steering wheels are just too hot to handle in the summer! This “Cool Hands” steering wheel cover is the answer to the problem. The pattern is sold only at A Quilter’s Oasis and includes instructions for both a standard and golf cart size steering wheel. These make quick and easy gifts for your friends and neighbors. Please join me for this fun and easy class.

Regina Ford

Bucket Hat

Class Rating: Beginner
Time Duration: One 5 hour session
Price: \$20
When: Tuesday, August 11th: 10:00 a.m. - 3:00 p.m.

Description: Have you ever wanted to make a stylish, cute bucket hat for yourself and family. Well here’s your chance to make a cute bucket hat out of the fabric of your choice that is quick, easy and a lot of fun to sew together. We will be cutting the bucket hat pieces from an Accuquilt die that cut the hat pieces precisely for an easy and quick assembly. We will cut the hat pieces in class and sew together a bucket hat you will love. You will prepare your pieces for cutting prior to class. Once you make one, you will want to make one for your family and friends.

**Rachel Barzee
New Instructor**

**Sunburst Quilted
Wall Hanging or
Pillow**

Class Rating: Confident Beginner
Time Duration: One 4 hour session
Price: \$35
When: Friday, July 10th: 10:00 a.m. - 2:00 p.m.

Description: Brighten up any room with this adorable sun pillow or wall hanging! This class is a great way to learn FPP (foundation paper piecing) WITH curves. This pattern utilizes curved piecing. We will also be teaching how to make an envelope enclosed pillow case, or a wall hanging with pockets to fit a dowel for easy hanging. With skills like these, you can turn any quilt block into a quilted pillow or mini wall quilt!

PATRIOTIC PROJECTS

Marilee Edel

All American Table Runner

Class Rating: Confident Beginner
Time Duration: One 6 hour session
Price: \$25
When: Tuesday, June 9th: 10:00 a.m. - 4:00 p.m.

Description: Come celebrate classic Americana style and America's 250th birthday in this fun class featuring the All American Table #304 pattern by Suzn Quilts. In this Quilt as You Go class, you will create a patriotic table runner (and place mats) perfect for summer holidays, family gatherings, or year-round farmhouse décor.

This class is ideal for confident beginners through intermediate quilters who want to learn or refresh Quilt as You Go skills. You will also get to learn "fussy binding." Whether you love patriotic décor or simply enjoy classic quilt design, this project delivers both new techniques and a finished piece you will love.

Come ready to sew, learn, and have some fun!

Brittany Devries

Star Spangled Table Runner

Class Rating: Confident Beginner
Time Duration: One 5.5 hour session
Price: \$30
When: Saturday, May 9th: 10:00 a.m. - 3:30 p.m.

Description: Get ready for summer with this adorable patriotic pattern. Fun for the confident beginner or seasoned quilter. In class you will learn techniques for accurate piecing to achieve crisp points. Choose a table runner layout or bonus pillow option!

Amber Doyle

Americana Casserole Hot Pad

Class Rating: Beginner
Time Duration: One 6 hour session
Price: \$35
When: Wednesday, May 13th: 10:00 a.m. - 4:00 p.m.

Description: The Americana Casserole Hot Pad is a great project for any table. Beginner friendly, the pattern is a great introduction to the Strippy Stars Tool to make sawtooth stars. Use of pre-cut batting and insulation materials and simple quilting helps make this hot pad an achievable finish. Keep it red, white and blue or use any favorite colors. Finished Americana Casserole Hot Pad should fit most 9x13 pans.

QUILTS

<p>Katie Winn New Instructor</p> <p>Cabin Life</p>	<p>Class Rating: Confident Beginner Time Duration: One 5 hour session Price: \$45 When: Tuesday, July 14th: 10:00 a.m. - 3:00 p.m.</p> <p>Description: Are you looking for a way to use the small prints in your fabric stash? Cabin Life is a great pattern for showcasing those smaller-scale designs while creating a cozy, cohesive quilt. This beginner-friendly class focuses on strip piecing and simple construction techniques, making it approachable and enjoyable for newer quilters.</p> <p>In class, we will cover how to pair fabrics for strong visual impact, cut strips accurately, and assemble the blocks step by step. By the end of the session, you will have the skills and confidence to complete the quilt at home.</p>
<p>Karen Weaver</p> <p>Chop</p>	<p>Class Rating: Confident Beginner Time Duration: One 4 hour session Price: \$40 When: Friday, August 28th: 10:00 a.m. - 2:00 p.m.</p> <p>Description: In this class, we will make half-square triangles and cut them oversized and trim, using the Tucker Trimmer. We will make two sizes—and the smaller ones we will make eight at once! It's a good time to use your scraps of either one color or a multitude of colors plus a background fabric. This quilt only has two blocks but looks more complicated than it is.</p>
<p>Amber Doyle</p> <p>Phyllis Quilt</p>	<p>Class Rating: Beginner Time Duration: One 4 hour session Price: \$35 When: Tuesday, July 28th: 10:00 a.m. - 2:00 p.m.</p> <p>Description: Phyllis is a simple and fun quilt featuring larger blocks and sawtooth stars. The larger focal blocks are perfect to feature favorite fabrics, fussy cut, or personalize with some applique. Beginner friendly, students will leave class with several blocks complete and working knowledge of row assembly to finish at home. Phyllis finishes at 44½" x 66".</p>
<p>Raquel Ramos</p> <p>Cactus Madness</p>	<p>Class Rating: Beginner Time Duration: One 5 hour session Price: \$40 When: Saturday, June 25th: 10:00 a.m. - 3:00 p.m.</p> <p>Description: Do you remember that thrill you felt when you first bought your sewing machine? You saw that massive library of built-in decorative stitches and imagined all the beautiful things you'd create... only to end up using the standard straight stitch for the last three+ years. It's time to take those stitches out of "retirement" and let them shine! Join us for our Cactus Madness class, where we dive into the vibrant world of raw-edge appliqué. This isn't just about making a quilt; it's about playing with texture, color, and all those hidden gems in your machine's menu. We'll be layering desert-inspired fabrics and using your decorative settings to add personality, "spines," and flair to every cactus.</p>

BAGS

<p>Brittany Devries</p> <p>Clam Up Bags</p>	<p>Class Rating: Confident Beginner Time Duration: One 4 hour session Price: \$25 When: Friday, August 7th: 4:00 p.m. - 8:00 p.m.</p> <p>Description: Zippered pouches in five sizes are perfect for storing, traveling or carrying make-up, sewing notions, wonder-clips, tech gear and more! You can quilt the fabric or leave it unquilted and add optional iron on vinyl laminate for a wipe-clean interior. Double slide zippers and handy grab-tabs make the bag easy to open wide; attached side panels prevent contents from falling out. When the bags are empty, they nest to save space!</p>
<p>Marilee Edel</p> <p>Posh Pack</p>	<p>Class Rating: Confident Beginner Time Duration: One 5.5 hour session Price: \$25 When: Saturday, June 6th: 10:00 a.m. - 3:30 p.m.</p> <p>Description: Ready to combine quilting curves with stylish bag-making? In this hands-on class, students will create the Posh Pack sling/belt bag by Sew Kind of Wonderful—a modern, functional bag that’s perfect for everyday wear. This cute and practical belt bag features two front pockets, a main zipper compartment, and an adjustable strap for a perfect fit. The Posh Pack is a lightweight design with a compact size for phone, keys, cards, and small essentials</p> <p>Class is ideal for confident beginners who want to expand skills while making a trendy, wearable project. You will learn:</p> <ul style="list-style-type: none">● How to use the Mini Quick Curve Ruler to cut and sew beautiful curves● Installing a zipper for a clean, professional finish● Adding bag hardware, including straps and connectors● Constructing and assembling a structured sling/belt bag <p>You’ll leave class with a finished Posh Pack and a strong foundation in curved piecing and bag construction techniques you can use for all of your bag-making adventures.</p> <p>Come ready to learn, sew, and have some fun!</p>
<p>Diana Wilson</p> <p>Boxy Tote</p>	<p>Class Rating: Confident Beginner Time Duration: Two 5 hour sessions Price: \$70 When: Tuesday, August 18th: 10:00 a.m. - 3:00 p.m. AND Tuesday, August 25th: 10:00 a.m. - 3:00 p.m.</p> <p>Description: The Boxy Tote is a VERY sturdy tote as it is made with 2 complete tote bags together with handles that go all the way around the bottom. This makes it an ideal bag for carrying your featherweight machine. It not only holds the machine, but the presser foot, cords, and accessories making it perfect for taking your featherweight to a class or retreat!</p>

BAGS

<p>Marilee Edel</p> <p>Diva Frame Wallet</p>	<p>Class Rating: Confident Beginner Time Duration: One 5.5 hour session Price: \$25 When: Tuesday, June 30th: 10:00 a.m. - 3:30 p.m.</p> <p>Description: Join me for a fun and skill-building class where you'll create the stylish and functional Diva Frame Wallet by Sew Many Creations! This elegant wallet features a classic metal frame closure, multiple interior pockets, and a polished, boutique-quality finish that makes it perfect for everyday use or gifting. Once you make the first one, you will want to make so many more! Designed for confident beginners. You will learn sewing a zipper and hardware installation. AND you will leave with a beautiful, structured wallet that looks store-bought—but proudly handmade by you! The Diva Frame Wallet is a great project for building bag-making skills and learning techniques you can apply to future purses and accessories. Come ready to learn, sew, and have some fun!</p>
<p>Brittany Devries</p> <p>Nightingale Case</p>	<p>Class Rating: Confident Beginner Time Duration: Two sessions Price: \$45 When: Friday, May 29th: 4:00 p.m. - 8:00 p.m. AND Saturday, May 30th: 10:00 a.m. - 3:30 p.m.</p> <p>Description: This versatile case has clear vinyl pockets allowing you to easily see your items and slip pockets to provide additional storage for quick-grab essentials. A spacious interior zipper pouch keeps bulkier items secure and neatly tucked away. Perfect for notions, jewelry, first aid items or anything that needs stylish organization at home or on-the-go!</p>
<p>Marilee Edel</p> <p>Quilt As You Go Sewing Machine Cover & Caddy</p>	<p>Class Rating: Confident Beginner Time Duration: One 6 hour session Price: \$25 When: Friday, June 19th: 10:00 a.m. - 4:00 p.m.</p> <p>Description: Dive into the art and simplicity of Quilt as you Go with this fun and functional Sewing Machine Cover and Caddy. Customize and organize your sewing machine area in your favorite fabrics. Preprinted Quilt as You Go batting makes one sewing machine cover which can be made small, medium or large depending on the size of your machine. Coordinate with a mat caddy to place under your machine and several pockets for handy tools. The Caddy comes in one size and features pockets for easy access to sewing essentials. The finished set is great for taking to retreats and classes! If you are new to quilt as you go or you just want some support through the project, this class is for you. You will leave with a completed machine cover and caddy.</p>

HANDMADE HOLIDAYS

<p>Sue Crookshanks</p> <p>For Evergreen</p>	<p>Class Rating: Confident Beginner Time Duration: One 6 hour session Price: \$40 When: Wednesday, July 22nd: 10:00 a.m. - 4:00 p.m.</p> <p>Description: This is a hanging Christmas tree that will fit on a door or narrow wall space. It can be made out of one or multiple fabrics. Make it scrappy, reversible, or all one fabric. It can be Christmas on one side and another season or holiday on the other side. It can be decorated any way you want.</p>
<p>Robin Little</p> <p>Holiday Snack Mats</p>	<p>Class Rating: Beginner Time Duration: One 4.5 hour session Price: \$30 When: Tuesday, July 21st: 10:00 a.m. - 2:30 p.m.</p> <p>Description: Make some charming holiday snack mats to add to your holiday decor or give as gifts. Great project for using up some scraps. Get a jump on your holiday gift sewing!</p>
<p>Brittany Devries</p> <p>Barn Star Pillow</p>	<p>Class Rating: Confident Beginner Time Duration: One 5.5 hour session Price: \$30 When: Saturday, June 25th: 10:00 a.m. - 3:30 p.m.</p> <p>Description: Choose a pumpkin OR Christmas tree to put in your barn star. In class we will learn to make a cute barn star block, envelope pillow closure and precision piecing techniques. The pillow finishes at 20" square. Great for fat quarters or a stash buster!</p>
<p>Brittany Devries</p> <p>Spellbound Hat</p>	<p>Class Rating: Confident Beginner Time Duration: One 4 hour session Price: \$30 When: Friday, July 31st: 4:00 p.m. - 8:00 p.m.</p> <p>Description: Get ready for spooky season! The Spellbound Witch Hat is a quilted and lined, wearable witch hat with 3 design options. The pattern is written for one size with an inner circle of 22-23" fitting most adults. This class is best suited for confident beginners who are comfortable completing cutting homework and quilting a foam panel prior to class. *Prequilted panels available - contact Brittany for more info!</p>

HOLIDAYS & HOME DECOR

<p>Rachel Barzee New Instructor</p> <p>Ghost Coin Purse</p>	<p>Class Rating: Beginner Time Duration: One 2 hour session Price: \$15 When: Friday, July 24th: 3:30 p.m. - 5:30 p.m.</p> <p>Description: Come get spooky with us as we make an adorable ghost coin purse to add to your favorite fall accessory. In this class you will learn how to sew zippers with zipper tabs, as well as learn how to accessorize your ghost with embellishments and add in hardware. We will go over foundation paper piecing (this is a perfect pattern for beginners). Embellishment options include animal ears, button eyes, hand stitching, etc—the possibilities are endless!</p>
<p>Rachel Barzee New Instructor</p> <p>Knot Your Average Bow</p>	<p>Class Rating: Intermediate Time Duration: One 4 hour session Price: \$35 When: Saturday, May 16th: 10:00 a.m. - 2:00 p.m.</p> <p>Description: Come make a darling patchwork bow with us! These bows make the perfect door or wall décor. This class will cover scrap utilization techniques, and teach you how to use interfacing for an easy way to piece grid patchwork projects. We will also go over tips for quilting with thicker seams/foam and utilize folding and draping techniques to properly shape more structural 3D projects like this one. In this class we will also hand stitch the knot portion.</p>
<p>Brittany Devries</p> <p>Mystery Table Runner</p>	<p>Class Rating: Confident Beginner Time Duration: One 6 hour session Price: \$35 includes pattern When: Saturday, June 20th: 9:30 a.m. - 3:30 p.m.</p> <p>Description: Ready for a little quilting suspense? Join us for a fun and fast-paced Mystery Table Runner class where the design is revealed step by step throughout the day! You won't see the finished design until the very end, making this class a creative adventure full of surprises. By the end of the day, the mystery will be solved and you'll head home with a completed table runner! Pattern included with class fee.</p>
<p>Brittany Devries</p> <p>Create Your Own Banner</p>	<p>Class Rating: Beginner Time Duration: One 4 hour session Price: \$25 When: Saturday, August 1st: 10:00 a.m. - 2:00 p.m.</p> <p>Description: Create your own bunting banner! This is a great stash buster. In class we will learn to make bias binding and learn to fuse fabric. Customize your banner, use your scraps and have fun! Letter templates will be available or use the shop accuquilt to cut letters.</p>

CLUBS

<p>Midnight at the Oasis</p>	<p>Time Duration: Monthly - Third Friday Price: \$30 / session When: Friday, May 15th: 5:00 p.m. - 11:00 p.m. Friday, June 19th: 5:00 p.m. - 11:00 p.m. Friday, July 17th: 5:00 p.m. - 11:00 p.m.</p> <p>Description: Come sew, socialize, have a light dinner & dessert with us. Bring your current project or start a new one. This is your time for uninterrupted sewing and a fun night spent with other quilters.</p> <p>NOTE** Space is Limited Pre-registration is required. Payment is due at the time of registration.</p>
<p>Farm Girl Chicks</p> <p>Nancy Reeves</p>	<p>Price: \$10 / session When: <i>Tuesday</i>, May 12th: 9:30 a.m. - 3:00 p.m. Monday, June 8th: 9:30 a.m. - 3:00 p.m. Monday, June 22nd: 9:30 a.m. - 3:00 p.m. Monday, July 13th: 9:30 a.m. - 3:00 p.m. Monday, July 27th: 9:30 a.m. - 3:00 p.m. Monday, August 10th: 9:30 a.m. - 3:00 p.m. Monday, August 24th: 9:30 a.m. - 3:00 p.m.</p> <p>Description: Join the Chicks In the Coop for a fun-filled day working on Lori Holt and other new designer-inspired patterns. Work on your own projects, join in on show and tell, participate in block exchanges and laugh and socialize with other quilters. Games and door prizes are always included.</p>
<p>Featherweight Club</p> <p>Robin Little</p>	<p>Time Duration: Monthly - Fourth Thursday Price: \$10 / session When: Thursday, May 28th: 10:00 a.m. - 3:00 p.m. Thursday, June 25th: 10:00 a.m. - 3:00 p.m. Thursday, July 23rd: 10:00 a.m. - 3:00 p.m. Thursday, August 27th: 10:00 a.m. - 3:00 p.m.</p> <p>Description: A chance for Featherweight enthusiasts to get together and share their love for these tiny but mighty machines!</p>

CLUBS

<p>Modern Makers Open Studio (MMOS)</p> <p>Trena Pierce</p>	<p>Time Duration: 4 hour session - Monthly - Fourth Friday Price: \$10 / session When: Friday, May 22nd: 6:00 p.m. - 10:00 p.m. Friday, June 26th: 6:00 p.m. - 10:00 p.m. Friday, July 24th: 6:00 p.m. - 10:00 p.m. Friday, August 28th: 6:00 p.m. - 10:00 p.m.</p> <p>Description: Join us every 4th Friday of the month from 6 PM - 10 PM for a relaxed, creative evening at Modern Makers Open Sew! Whether you're a quilter, sewist, knitter, crocheter, or dabbling in any other fiber art, this is your chance to work on your personal projects in a laid-back, supportive environment. You can come and go as you please, bring your latest project, and enjoy some quiet crafting time. Feel free to bring your own food or grab a bite at the nearby shopping center—no need to miss out on the fun! Whether you're seeking inspiration, a bit of stitching solitude, or just want to hang out with other makers, we've got the perfect space for you. Come for the creativity, stay for the community!</p>
<p>Paper Piecing Open Workshop</p> <p>Jennifer Johnson</p>	<p>Class Rating: Basic paper piecing experience required Time Duration: 4 hour session Price: \$10 / session When: Monday, May 4th: 5:00 p.m. - 9:00 p.m. Monday, May 18th: 10:00 a.m. - 2:00 p.m. Monday, June 1st: 5:00 p.m. - 9:00 p.m. Monday, June 15th: 10:00 a.m. - 2:00 p.m. Monday, July 20th: 10:00 a.m. - 2:00 p.m. Monday, August 3rd: 5:00 p.m. - 9:00 p.m. Monday, August 17th: 10:00 a.m. - 2:00 p.m.</p> <p>Description: Do you have a paper piecing project or two that you want to finish? Or would you just like to work on your paper piecing in the company of other paper piecers? If this sounds like you, please join us at AQO once a month for a paper piecing open studio. Share ideas, improve your skills, and have fun!</p>
<p>Simply by Hand</p> <p>Marion Bergstrom</p>	<p>Time Duration: Two Hour session - Monthly - First Thursday Price: \$10 / session When: Thursday, May 7th: 10:00 a.m. - 12:00 p.m. Thursday, June 4th: 10:00 a.m. - 12:00 p.m. Thursday, July 2nd: 10:00 a.m. - 12:00 p.m. Thursday, August 6th: 10:00 a.m. - 12:00 p.m.</p> <p>Description: Join the ladies in a comfortable & social setting while you work on any project by hand. Whether it be hand appliqué, hand piecing, hand quilting, wool appliqué, English Paper Piecing, hand embroidery, cross stitch, or any type of hand stitchery.</p>

CLUBS & EVENTS

<p>Elizabeth Hartman Club</p> <p>Raquel Ramos</p>	<p>Time Duration: 4 hour session - Monthly - Second Friday Price: \$10 / session When: Friday, May 8th: 5:00 p.m. - 9:00 p.m. Friday, June 12th: 5:00 p.m. - 9:00 p.m. Friday, July 10th: 5:00 p.m. - 9:00 p.m. Friday, August 14th: 5:00 p.m. - 9:00 p.m.</p> <p>Description: Join our Elizabeth Hartman Club—a fun, creative space for quilters of all skill levels! Whether you're just starting or deep into a project, bring any pattern by Elizabeth Hartman and stitch alongside fellow enthusiasts. We meet the second Friday evening of each month to share progress, swap tips, and enjoy a relaxed, inspiring quilting community. Come sew, learn, and be inspired! No formal instruction will take place, just a space to work on your project!</p>
<p>Sew Kind of Wonderful</p> <p>Robin Little</p>	<p>Time Duration: 5 hour session Price: \$10 / session When: Tuesday, May 5th: 10:00 a.m. - 3:00 p.m. Tuesday, June 2nd: 10:00 a.m. - 3:00 p.m. Tuesday, July 7th: 10:00 a.m. - 3:00 p.m. Tuesday, August 4th: 10:00 a.m. - 3:00 p.m.</p> <p>Description: Whether you're new to Sew Kind of Wonderful or a seasoned veteran, this is the group for you. I will be happy to teach you h to cut, square and assemble your blocks so you can feel confident using any SKOW pattern. Any ruler - QCR, QCR Mini, Wonder Curve or QSR. Curves have never been so easy!</p>
<p>Charity Sew Ryan's Case for Smiles</p>	<p>Price: FREE When: Friday, August 14th: 10:00 a.m. - 2:00 p.m.</p> <p>Description: Please join us to sew pillowcases for Ryan's Cases for Smiles. Pillowcase kits will be provided. If you are not familiar with how to make the pillowcases, the staff will be available to teach you. Please bring your sewing machine, thread, pins and rotary cutter. Pressing stations and irons are provided.</p>

CLUBS & EVENTS

BYOP: Bring Your Own Project

Price: \$10 / session

When:

Friday, May 1st: 10:00 a.m. - 3:00 p.m.
Saturday, May 2nd: 10:00 a.m. - 3:00 p.m.
Wednesday, May 6th: 10:00 a.m. - 3:00 p.m.
Friday, May 8th: 10:00 a.m. - 3:00 p.m.
Friday, May 15th: 10:00 a.m. - 3:00 p.m.
Friday, May 22nd: 10:00 a.m. - 3:00 p.m.
Saturday, May 23rd: 10:00 a.m. - 3:00 p.m.
Tuesday, May 26th: 10:00 a.m. - 3:00 p.m.
Friday, June 5th: 10:00 a.m. - 3:00 p.m.
Tuesday, June 16th: 10:00 a.m. - 3:00 p.m.
Tuesday, June 23rd: 10:00 a.m. - 3:00 p.m.
Monday, June 29th: 10:00 a.m. - 3:00 p.m.
Friday, July 17th: 10:00 a.m. - 3:00 p.m.
Friday, July 24th: 10:00 a.m. - 3:00 p.m.
Thursday, July 30th: 10:00 a.m. - 3:00 p.m.
Friday, July 31st: 10:00 a.m. - 3:00 p.m.
Friday, August 7th: 10:00 a.m. - 3:00 p.m.
Monday, August 31st: 10:00 a.m. - 3:00 p.m.

Description: We have set aside several days just for you to come and sew. Bring a project or two of your own choosing and get some serious work done on it. While these are self-guided sew days, staff may be available to assist with answering questions.

NOTE** Registration is required -- Seating is limited to 11 people.

In House Quilt Retreat:

Price: \$130

When: Friday, August 21st: 4:00 p.m. - 10:00 p.m. &
Saturday, August 22nd: 10:00 a.m. - 8:00 p.m.

Description:

Pack your sewing machine, supplies, and your projects, and get ready for a fun-filled time. This is a time for you to sew on your project(s), gather with friends new and old, and spend a relaxing time doing what we all love - Quilting! We will provide three meals:

Dinner Friday

Brunch and Dinner on Saturday

Snacks and yummy desserts as well.

There will also be games, door prizes, and swag bags with goodies.

OTHER

Basic Sewing Supplies

Please label all your supplies to prevent loss.

- Straight Pins
- 6" x 24" ruler
- 12" x 18" or 18" x 24" mat
- Rotary cutter with Sharp Blade
- Neutral Thread & Filled Machine Bobbin(s)
- Sewing Machine (cleaned & oiled)
Machine manual is helpful
- Extra Machine Needles
- Scissors: Cloth & Paper
- Pen & Notepad

Please Note:

Teachers do require additional items for their class.

These will be listed on Class specific supply list.

Class supply list will be given out or emailed at time of paid registration.

Check Class supply list so you are prepared for your class. Pre-class preparation may be required.

Shop 24/7 from the comfort of your home.

www.aquiltersoasis.com

**Check out our Classes, New Arrivals,
Deal of the Month,
and the Clearance Section.**

In- Store Pick up & Shipping Available

Class Policies:

1. Payment in full is required at time of registration to reserve your seat in the class.
2. The class fee does not include required supplies on the class supply list unless specified otherwise in the written class description.
3. Registered students will receive a one-time 10% discount on the purchase of required class supplies.
4. The instructor reserves the right to cancel a class due to insufficient enrollment: A full refund will be given.
5. Cancellations must be received 1 week prior to class date in order to receive a refund or store credit.
6. Special Instructor: No credit or refund will be given for cancellation unless we are able to fill the canceled seat. If we are unable to fill the canceled seat your class fee will be forfeited.
7. Please plan to arrive at least 10 minutes before scheduled class time in order to get your machine and/or supplies set up..
8. Please mute your cell phone during class.
9. Due to some students' sensitivity/allergies, please refrain from using perfume or scented soaps & lotions.