

AUGUST 2025

# CLASS SCHEDULE & SHOP NEWS



**Project Bag &  
Fabric Kit  
\$109**

Kit does not include thread or stabilizer

Price is for pick-up option  
Mailed Kits, additional \$10



**Saturday, August 16<sup>th</sup> • 10am - 4pm • Quilts and Lace**


We're bringing the fun, games, and stitching magic to Quilts and Lace with the Kimberbell Family Game Night Event! This is a Kimberbell + Janome Dealer Exclusive event! And our family rolls thick so bring your Brother and Baby Lock machines too!

Games, drawings and prizes! New or Seasoned machine embroidery makers...sign up for the in-person class or virtual with mailed kit!



**Meet & Greet Jean Wright, Former NASA Seamstress  
August 30<sup>th</sup> • 10:30am - 12:30pm • Quilts and Lace**

Jean Wright is an incredible NASA advocate, photographer, speaker and representative. The newly-released book, 'Sew Sister: The Untold Story of Jean Wright and NASA's Seamstresses' unveils both the grandeur of space flight and the intimacy of a needle and thread. It is the story of Jean's childhood passion for space and sewing, and her fascinating work for NASA's shuttle program! You don't want to miss this incredible woman trailblazer!



## Quilts and Lace

7720 N Wickham Rd (#111), Melbourne, FL 32940

Mon, Wed - Fri: 10am-5pm • Tue: 10am-7pm • Sat: 10am-4pm  
Closed Sundays



Quilts and Lace  
321-622-8602



@QuiltsAndLace  
Follow us on Facebook  
Instagram & YouTube

## Sweet Time Quilting

11638 US-1, Sebastian, FL 32958

Mon - Fri: 9am-4pm • Sat: 9am-3pm  
Closed Sundays





Sweet Time Quilting  
772-388-1700



Visit Us Online  
[www.quiltsandlace.com](http://www.quiltsandlace.com)

# August 2025

MON	TUE	WED	THU	FRI	SAT
	<b>NATIONAL SEWING MACHINE DAY</b> Ah the sewing machine. How do I love thee? Let me count the ways...no really we want to know! Drop by to tell us about your favorite sewing machine feature or show off your favorite make as we celebrate National Sewing Machine Day on August 12 <sup>th</sup> - and all month long!			1	2
				10:30am - 2:30pm Beginning T-Shirt Quilt Session 3 of 3	9:30am - 12pm Sewing 1  12pm - 3pm Beginning Quilting Session 3 of 4
4	5	6	7	8	9
	10am - 4pm Dainty Daytripper Session 1 of 2  11am - 12:30pm Radiance/Aveneer Lecture/Demo Session 4	10:30am - 11:30am IQ Designer/My Design Center Club	9:30am - 12:30pm Test Drive a Serger  10am - 12pm Test Drive a Longarm	10:30am - 12pm Radiance/Aveneer Lecture/Demo Session 1	10:30am - 1pm Sewing 1  1pm - 4pm Free-Motion Quilting Basics
11	12	13	14	15	16
9:30am - 12:30pm Dirty Dozen	10am - 4pm Dainty Daytripper Session 2 of 2  5pm - 7pm Gravity BOM	9:30am - 11:30am Serge 4  1pm - 2pm Quilts of Valor	9:30am - 1:30pm It's a Snap 3-Yard Quilt Session 1 of 2  10:30am - 1pm Test Drive a Serger	1pm - 4pm Open Sew	9:30am - 12pm Sewing 2  12pm - 3pm Beginning Quilting Session 3 of 4   10am - 4pm Kimberbell Family Game Night
18	19	20	21	22	23
1pm - 4pm Open Sew	10:30am - 11:30am IQ Designer/My Design Center Club  10:30am - 12:30pm Serge 1  3:30pm - 5pm Blanketing Brevard	10am - 5pm Adventure Hydration Bag	9:30am - 1:30pm It's a Snap 3-Yard Quilt Session 2 of 2  10:30am - 12:30pm Embroidery 1 Lemonade Mug Rug	10:30am - 2:30pm Kimberbell Rope Bowl	10:30am - 1pm Sewing 2  1:30pm - 3:30pm Tannenbaum FPP Table Runner
25	26	27	28	29	30
1pm - 4pm Open Sew	10:30am - 12:30pm Serge 4  4:30pm - 7pm Autumn Splendor BOM	10am - 12pm Sew Easy Class	10:30am - 4pm Drop Zone	6pm - 8pm Happy Hour Quilting	9:30am - 11:30am Tannenbaum FPP Table Runner  12pm - 3pm Machine Binding  10:30am - 12:30pm Meet Jean Wright

Class held at Quilts and Lace · 7720 N Wickham Rd., Ste 111, Melbourne, FL 32940 · 321-622-8602  
 Class held at Sweet Time Quilting · 11638 US-1, Sebastian, FL 32958 · 772-388-1700  
 Virtual Class, please call 321-622-8602 to register. Class held in Melbourne and Sebastian locations concurrently.

# August 2025 Classes

Quilts and Lace • 321-622-8602  
Sweet Time Quilting • 772-388-1700

Classes held at Quilts and Lace store location in Melbourne have a date in purple.

Classes held at Sweet Time Quilting store location in Sebastian have a date in teal.

Virtual Classes have a date in blue, please call 321-622-8602 or visit our website to register.

Classes held at the Melbourne and Sebastian store locations concurrently have a date in pink.

Please register to attend classes. Call or stop by the location where the class is being held or visit our website at [www.quiltsandlace.com](http://www.quiltsandlace.com) (if you are on a computer or mobile device, you can select the underlined website address above to be taken directly there). Make note of your supply list items and any pre-class preparation instructions from your instructor. Students enjoy a 10% discount off your total purchase of regular priced items for class!

Don't forget our Get It Done Open Sew Days (marked on the calendar, page 2). The Melbourne classroom will be available for use to help you get those projects checked off your to do list. We also have a refrigerator and microwave available for your use. We hope to see you soon.

**Saturday, August 2 OR Saturday, August 9 - Sewing 1 with Jennifer**

**Saturday, August 16 OR Saturday, August 23 - Sewing 2 with Jennifer**

**Cost:** Free for Brother, Baby Lock or Janome machines purchased at Quilts and Lace or at Sweet Time Quilting; \$90 per class if your machine was purchased elsewhere.

**Location:** Sweet Time Quilting, Sebastian, 9:30am - 12pm (August 2 & 16)

Quilts and Lace, Melbourne, 10:30 - 1pm (August 9 & 23)

**Description:** Sewing 1 is the course you want to take to learn the basics about your new sewing machine as we make a darling little drawstring pouch. Learn how to navigate around your machine, change a needle, wind a bobbin, thread your machine, troubleshoot, how to clean your machine and other best practices and techniques. In Sewing 2, learn what all those presser feet that came with your machine can do. Zipper foot, buttonhole, blind hem and overcast are some of the feet you will cover in this class as we make a fun zipper pouch. Please remember to bring your machine, accessories and presser feet with you to class.

**Tuesday, August 5 & 12 - Dainty Daytripper Bag with Linda**

**Cost:** \$60, plus supplies

**Location:** Quilts and Lace, Melbourne, 10am - 4pm

**Description:** The Dainty Daytripper is a multipurpose bag designed for adventure! Wear it as a backpack, if you need to keep your hands free, or lengthen the straps and use The Dainty Daytripper as a crossbody or shoulder bag. The front pocket is the perfect size to show off fabric panels or for some embroidery. This bag has a zipped pocket and a hidden pocket on the front, as well as a zip pocket and a slip pocket inside. This bag is great for someone who can confidently handle multiple layers in your sewing machine as well as read a pattern and install zippers.





**Tuesday, August 5 - Radiance/Aveneer Lecture/Demo with Beth (Session 4)**

**Friday, August 8 - Radiance/Aveneer Lecture/Demo with Beth (Session 1)**

**Cost:** Free for Brother Aveneer or Baby Lock Radiance machines purchased at Quilts and Lace or at Sweet Time Quilting; \$120 per class if your machine was purchased elsewhere.

**Location:** Sweet Time Quilting, Sebastian, 11am - 12:30pm (August 5)  
Quilts and Lace, Melbourne, 10:30am - 12pm (August 8)

**Description:** This is the perfect class for new Baby Lock Radiance or Brother Aveneer owners. Session 1 will focus on the sewing features using guidelines of these machines; session 4 will focus on the stitch regulator.



**Wednesday, August 6 OR Tuesday, August 19 - MDC/IQ Designer Club Lecture/Demo with Beth**

**Cost:** \$10, plus supplies when needed - no machine needed

**Location:** Quilts and Lace, Melbourne, 10:30am - 11:30am (August 6)  
Sweet Time Quilting, Sebastian, 10:30am - 11:30am (August 19)

**Description:** Join Beth for the latest lecture/demo of the IQ/My Design Center Club. This monthly class is aimed to share tips, ideas and projects created with IQ/MDC! Beth LOVES the Design Center (her favorite feature on the Brother and Baby Lock machines) and we know you'll love it too. All are welcomed!

**Thursday, August 7 - Test Drive a Serger with Shirley**

**Thursday, August 14 - Test Drive a Serger with LouAnne**

**Cost:** \$40, includes supplies and use of our sergers

**Location:** Sweet Time Quilting, Sebastian, 9:30am - 12:30pm (August 7)  
Quilts and Lace, Melbourne, 10:30am - 1pm (August 14)

**Description:** This is your opportunity to "test drive" several Baby Lock sergers to not only see what a serger can do, but to also see what the various models offer. You can then decide if a serger by Baby Lock is the right machine for you. You will make a beautiful decorative pillow. The techniques you will experience are the rolled hem, gathering, quilt-as-you-go and putting in a zipper, all on the serger! You will be so proud of yourself at the end of this class!

**Thursday, August 7 - Test Drive a Longarm with Phil**

**Cost:** \$15, includes supplies

**Location:** Sweet Time Quilting, Sebastian, 10am - 12pm

**Description:** Have you been wondering if a longarm is for you? Come on in any time between 10 am and 12 pm and Phil will walk you through the basics of how a longarm works while you take control of the machine and stitch on a table runner in this super fun hands-on demo. Plus, you'll get to take your table runner home!



**Saturday, August 9 - Free-Motion Quilting Basics with Jennifer**

**Cost:** \$30, plus supplies

**Location:** Quilts and Lace, Melbourne, 1pm - 4pm

**Description:** Do you love the idea of creating a quilt from piecing to binding? Ever made a smaller project that you'd like to quilt for yourself? Then join us in this basics class where Jennifer will teach you tips and tricks to get going with free-motion quilting: how to set up your machine, pin basting and best tools to make the process easier. We'll also cover troubleshooting common issues and managing larger quilt sizes as we practice an easy meander/stipple to get you going. As time and your confidence allows, we'll also practice a meandering loop design.




### Monday, August 11 - Dirty Dozen

**Cost:** Member Only Meeting

**Location:** Quilts and Lace, Melbourne, 9:30am - 12:30pm

**Description:** This is a meeting for members of the Dirty Dozen fiber artist group.



### Wednesday, August 13 OR Tuesday, August 26 - Serger 4 with Shirley or Louanne

#### Tuesday, August 19 - Serger 1 with Louanne

**Cost:** Free for Baby Lock machines purchased at Quilts and Lace or at Sweet Time Quilting; \$90 per class if your machine was purchased elsewhere.

**Location:** Sweet Time Quilting, Sebastian, 9:30am - 11:30am (August 13)

Quilts and Lace, Melbourne, 10:30am - 12:30pm (August 19 & 26)

**Description:** Serger 1 is an introductory course on the Baby Lock 4-8 thread sergers. Highly recommended for new Baby Lock serger owners. Learn the basics of threading and overlock methods. In Serger 4, you'll continue your 8-thread Serger journey and further expand your knowledge with tips and tricks to make the job easier, concentrating on coverstitch, chain stitch on the 8-thread serger and a few specialty feet.



### Wednesday, August 13 - Quilts of Valor

**Cost:** No Charge with QOV membership

\*While this is a member organization, new people are always welcomed!\*

**Location:** Quilts and Lace, Melbourne, 1pm - 2pm

**Description:** The mission of the Quilts of Valor Foundation is to cover service members and veterans touched by war with comforting and healing Quilts of Valor quilts. It is a community effort process of completing the quilts to present to veterans.



### Thursday, August 14 & 21 - It's a Snap (Pretty Darn Quick 3-Yard Quilts Book) Quilt with Debbie

**Cost:** \$60, plus supplies

**Location:** Sweet Time Quilting, Sebastian, 9:30am - 1:30pm

**Description:** This 3-yard quilt is really a snap to make and Debbie can't wait to walk you through the process! This quilt is perfect for the Confident Beginner, someone who feels comfortable reading a quilt pattern, measuring and cutting accurately and sewing an accurate 1/4 inch. If there's time, students may be able to manually longarm your quilt in class.



### Saturday, August 16 - Kimberbell Event - Family Game Night

**Cost:** \$109, includes class and event kit; additional \$10 if kit is mailed

**Location:** Quilts and Lace, Melbourne, 10am - 4pm

**Description:** At our Kimberbell Game Night machine embroidery event, let the good times roll-- Not only will we be stitching but also enjoying games, drawings and prizes!

Whether you're a newbie machine embroidery enthusiast or a seasoned pro, this event is for you! You'll be working on projects both in class and later at home and learning how to embroider on leather, hoop difficult projects, and more!

Receive a project bag and fabric kit you'll use to create four exclusive Kimberbell projects, along with full-color, step-by-step instructions. Projects include the Popcorn Basket Liner, Good Times Vinyl Zipper Pouch, Game Night Champ Mug Rug, and the dazzling Family Game Night Tote. Your kit will include everything you need to complete projects except for thread and stabilizer. Coordinating thread set and stabilizer will be available for purchase.



## **Tuesday, August 19 - Blanketing Brevard**

**Location:** Quilts and Lace, Melbourne, 3:30pm - 5pm

**Description:** This is a meeting for those interested in volunteering to make quilts, knitted or crocheted afghans, fleece blankets with crocheted edging that will be distributed to different organizations throughout Brevard County. This meeting is for those who drop off finished items or need to pick up yarn and fleece to finish projects.



## **Wednesday, August 20 - Adventure Hydration Bag with Linda**

**Cost:** \$50, plus supplies

**Location:** Quilts and Lace, Melbourne, 10am - 5pm

**Description:** When you're off on your adventures or sitting at a soccer game, you need to stay hydrated. This fun bag can be personalized and carries not only your water bottle, but includes a zippered and a patch pocket to carry what you need like your ID, phone, keys. It's so handy when you are out hiking or at the beach. The front pocket can be embellished with embroidery, applique, even heat transfer vinyl. If you do want to embellish the pocket, please have the embellishment prepared for the first class. The embroidery or HTV should not be more than 4" x 4".



\*If you want to waterproof your exterior or lining, you can use Odicoat and treat the fabric 24 hours before you cut it out.

## **Thursday, August 21 - Embroidery 1 with Beth**

**Cost:** \$10, (project kit), please note there is an additional class fee of \$100 if you purchased your embroidery machine elsewhere; fee is waived if machine was purchased at Quilts and Lace or at Sweet Time Quilting.

**Location:** Quilts and Lace, Melbourne, 10:30am - 12:30pm

**Description:** Embroidery 1 is a quick "Let's Get Started" in embroidery for those that want to make a machine embroidery project and learn at the same time! It is also a great class for those that are not sure if an embroidery machine is something they would like to own. We will make a mug rug with a cute lemonade glass, embellished with vinyl and fabric, all in the hoop. Please remember to bring your new machine!



## **Friday, August 22 - Kimberbell Rope Bowl with Carol**

**Cost:** \$40, plus supplies

**Location:** Quilts and Lace, Melbourne, 10:30am - 2:30pm

**Description:** Join Carol as she walks you through how easy it is to make a rope bowl, the Kimberbell way, using one of the many Kimberbell rope bowl designs for the center of your bowl! Your embroidery machine should have a 5x7 or 8x12 hoop, depending on what size rope bowl you want to make. Make the base on your embroidery machine, coil rope with your sewing machine, and add beads, tassels, and other festive embellishments if you'd like.



## **Saturday, August 23 OR Saturday, August 30 - Tannenbaum FPP Table Runner with Jennifer**

**Cost:** \$25, plus supplies

**Location:** Quilts and Lace, Melbourne, 1:30pm - 3:30pm (August 23)

Sweet Time Quilting, Sebastian, 9:30am - 11:30am (August 30)

**Description:** Have you ever wanted to try your hand at foundation paper piecing (FPP)? Join Jennifer as she shows you step by step this fun technique that will get you precise and accurate piecing results. We will make an easy FPP tree block that can be repeated to create a table runner, perfect for any season. And no prior FPP experience is needed! This project is a fantastic scrap buster or you can use a charm pack and some yardage! From the beginner to experienced sewists, you'll be sure to learn something new.





### **Wednesday, July 27 - Sew Easy with Kathy**

**Cost:** \$20, plus supplies

**Location:** Quilts and Lace, Melbourne, 10am - 12pm

**Description:** Learn how to make ready to wear clothing, fit your body. No two bodies are the same. Usually, the same alteration will be required in other garments for the perfect fit. Need a repair? Let's have some fun and problem solve together to see what we can do, to make it fit better.

### **Thursday, August 28 - Drop Zone with Marilyn**

**Cost:** \$40, plus supplies

**Location:** Quilts and Lace, Melbourne, 10:30am - 4pm

**Description:** Let's make the fun and useful zippered pouch that can hold your tools, treasures or makes a great gift. Skills learned include installing zippers, light quilting, working with foam stabilizer, following a pattern and more. This project is suitable for confident beginners.



### **Friday, August 29 - Happy Hour Quilting with Beth, Anne, Marcia and David**

**Cost:** Free

**Location:** ZOOM, 6pm - 8pm

**Description:** Please feel free to join us virtually as we enjoy our monthly Friday evening Happy Hour. We are thrilled to see your faces and welcome new folks too. Join us as we work our way through the **Quilt Builder Card Deck # 2 and/or #3** for a "block of the month" during Happy Hour Quilting. However, if you're not interested in this particular project, feel free to join us and work on your own creation - we love Show & Tell!

### **Saturday, August 30 - Machine Binding with Jennifer**

**Cost:** \$20, plus supplies

**Location:** Sweet Time Quilting, Sebastian, 12pm - 3pm

**Description:** Has binding your quilt got you in a bind? Join Jennifer for this in-depth basics class on machine binding. We will cover how to trim your quilted piece for binding, how to calculate how much fabric to purchase (manually and time saving computer calculation on your cell phone), make our binding strips with a bias/diagonal join and machine bind with a traditional 2 1/2" double fold binding. There will also be plenty of tips and tricks to help get neat, mitered corners and manage the bulk of larger sized projects. It is recommended you bring a project no larger than ~25" x 25" so that you will have time to finish during the class session.



### **Saturday, August 30 - Meet Jean Wright, Former NASA Seamstress**

**Location:** Quilts and Lace, Melbourne, 10:30am - 12:30pm

**Description:** Have you ever wanted to meet a NASA seamstress? Now is your chance! Jean Wright is a former NASA Aerospace Composite Technician- a NASA seamstress. Jean worked with the United Space Alliance at the Thermal Protection System Facility at Kennedy Space Center in Florida. One of 18 seamstresses in this critical role, Jean and her co-workers dubbed their group, "The Sew Sisters", using machines and hand stitching to build, create and repair thermal protection flight hardware and parachutes. Wright worked on the Endeavor, Atlantis and Discovery space shuttle missions. She also worked on test parachutes and aft-skirt blankets for the Orion spacecraft.

Jean says she's retired, but she is a most incredible NASA advocate, photographer, speaker and representative. Jean remains involved with NASA as a Docent for the Shuttle Atlantis exhibit at the Kennedy Space Center.

The newly-released book, 'Sew Sister: The Untold Story of Jean Wright and NASA's Seamstresses' unveils both the grandeur of space flight and the intimacy of a needle and thread. It is the story of Jean's childhood passion for space and sewing, and her fascinating work for NASA's shuttle program. This event is free and open to all. See you soon!