



COVID-19 Situation Report

May 4, 2020

www.brhd.org

Partners and Stakeholders: In an effort to answer questions and keep you informed about the Bear River Health Department's response during this COVID 19 outbreak, we will try to provide you with a daily situation update Monday through Friday. If pressing issues arise during the day or on a weekend we will notify you at that time rather than waiting for the next daily update. Feel free to share this update with your partners.

Bear River Health Department supports the orders and guidance provided by our federal and state leaders. Copies of all orders and guidance documents can be found on our webpage.

Situation in Bear River Health District

CUMULATIVE LAB-CONFIRMED POSITIVE COVID-19 STATISTICS

Note – the numbers of cases and individuals hospitalized is cumulative and doesn't represent current infections or hospitalizations

County	Cases	<18	18-60	>60	Hospital	Deaths	Recovered
Box Elder	18	2	13	3	3	1	11
Cache	44	2	29	13	6	0	25
Rich	0	0	0	0	0	0	0
Totals	62	4	42	16	9	1	36

NEW CASES SINCE LAST SITUATION REPORT

Box Elder – 0

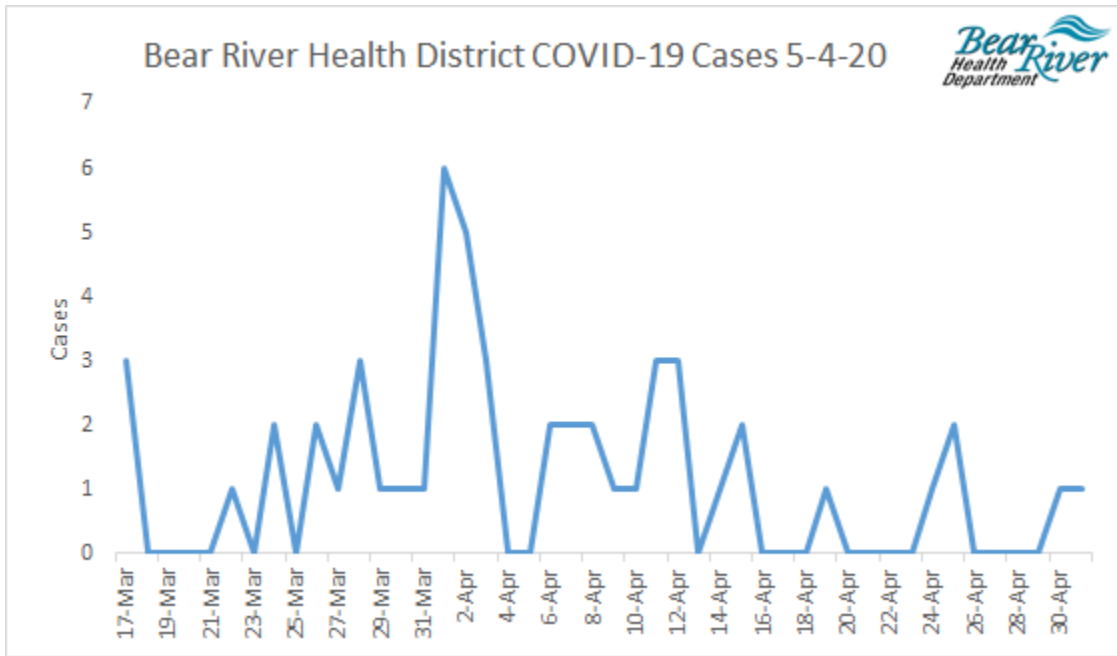
Cache - 1

Rich - 0

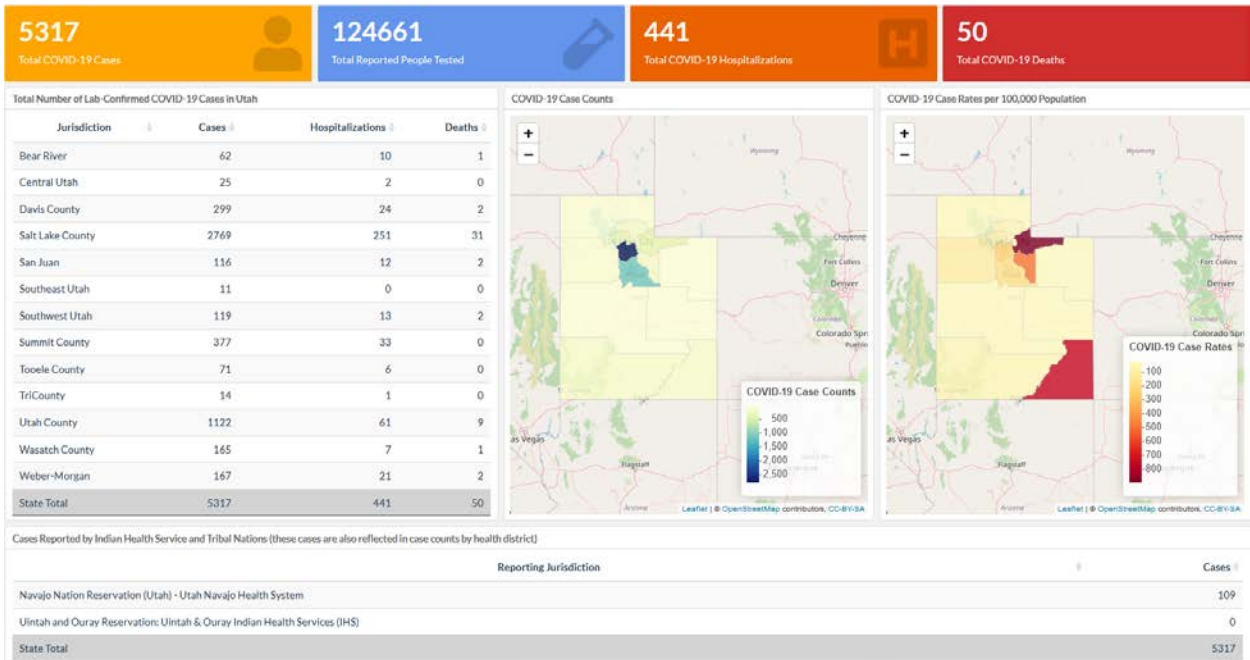
BEAR RIVER HEALTH DEPARTMENT UPDATES

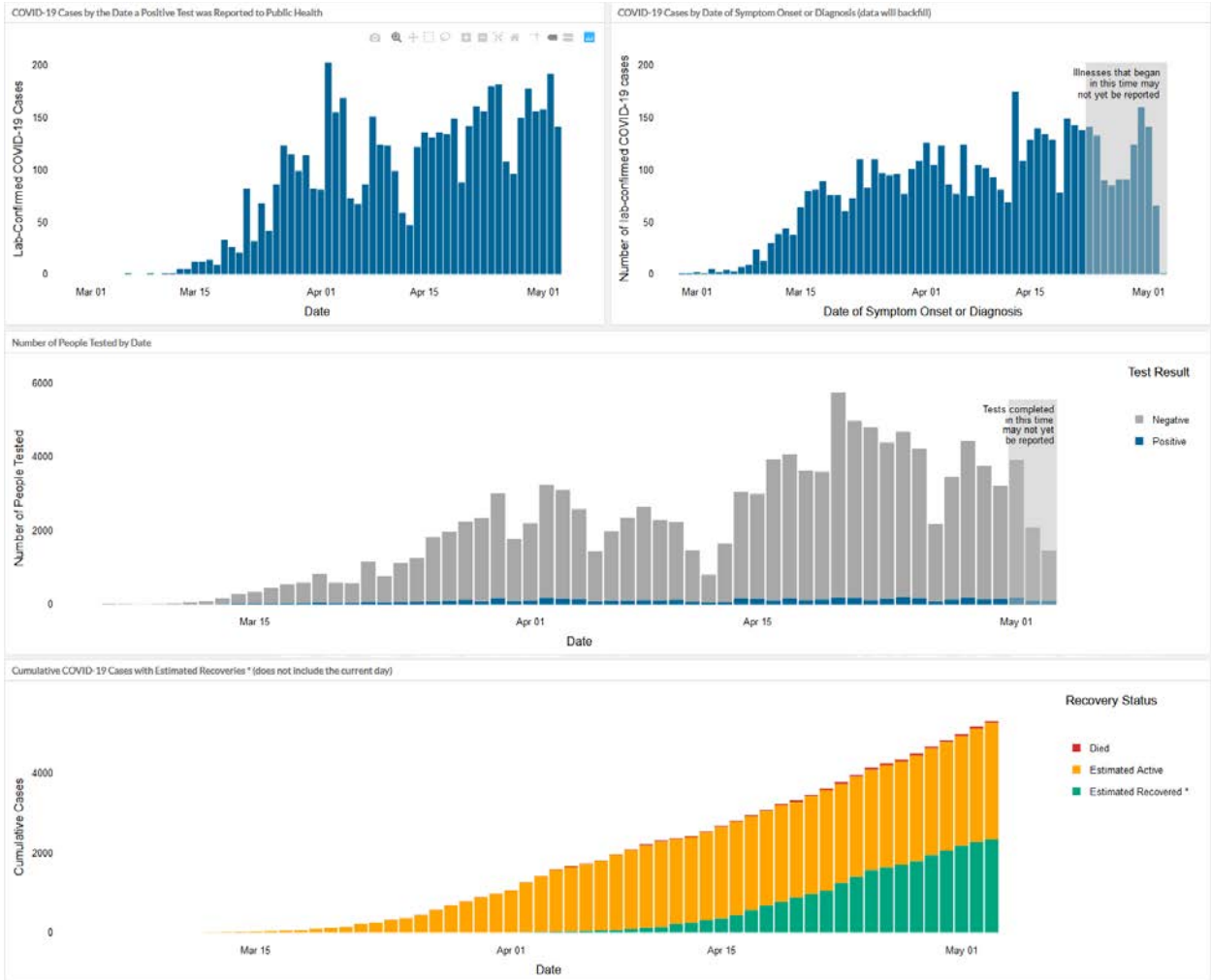
As of May 4, 2020 we have performed 3,928 COVID-19 tests in our district. This provides us with an overall positive rate of 1.58%. This is compared to the state positive rate of 4.26%.

We are providing you with a graph that shows the cases confirmed in Bear River Health District. This graph is updated on a weekly basis.



Situation in Utah





More information for Utah can be found at: <https://coronavirus.utah.gov/>