



COVID-19 Situation Report

April 9, 2020

www.brhd.org

Partners and Stakeholders: In an effort to answer questions and keep you informed about the Bear River Health Department's response during this COVID 19 outbreak, we will try to provide you with a daily situation update Monday through Friday. If pressing issues arise during the day or on a weekend we will notify you at that time rather than waiting for the next daily update. Feel free to share this update with your partners.

Bear River Health Department supports the orders and guidance provided by our federal and state leaders. Copies of all orders and guidance documents can be found on our webpage.

Situation in Bear River Health District

CUMULATIVE LAB-CONFIRMED POSITIVE COVID-19 STATISTICS

County	Cases	Under 18	18-60	Over 60	Hospitalized	Deaths
Box Elder	12	2	7	3	3	0
Cache	29	0	18	11	5	0
Rich	0	0	0	0	0	0
Totals	41	2	25	14	8	0

BEAR RIVER HEALTH DEPARTMENT UPDATES:

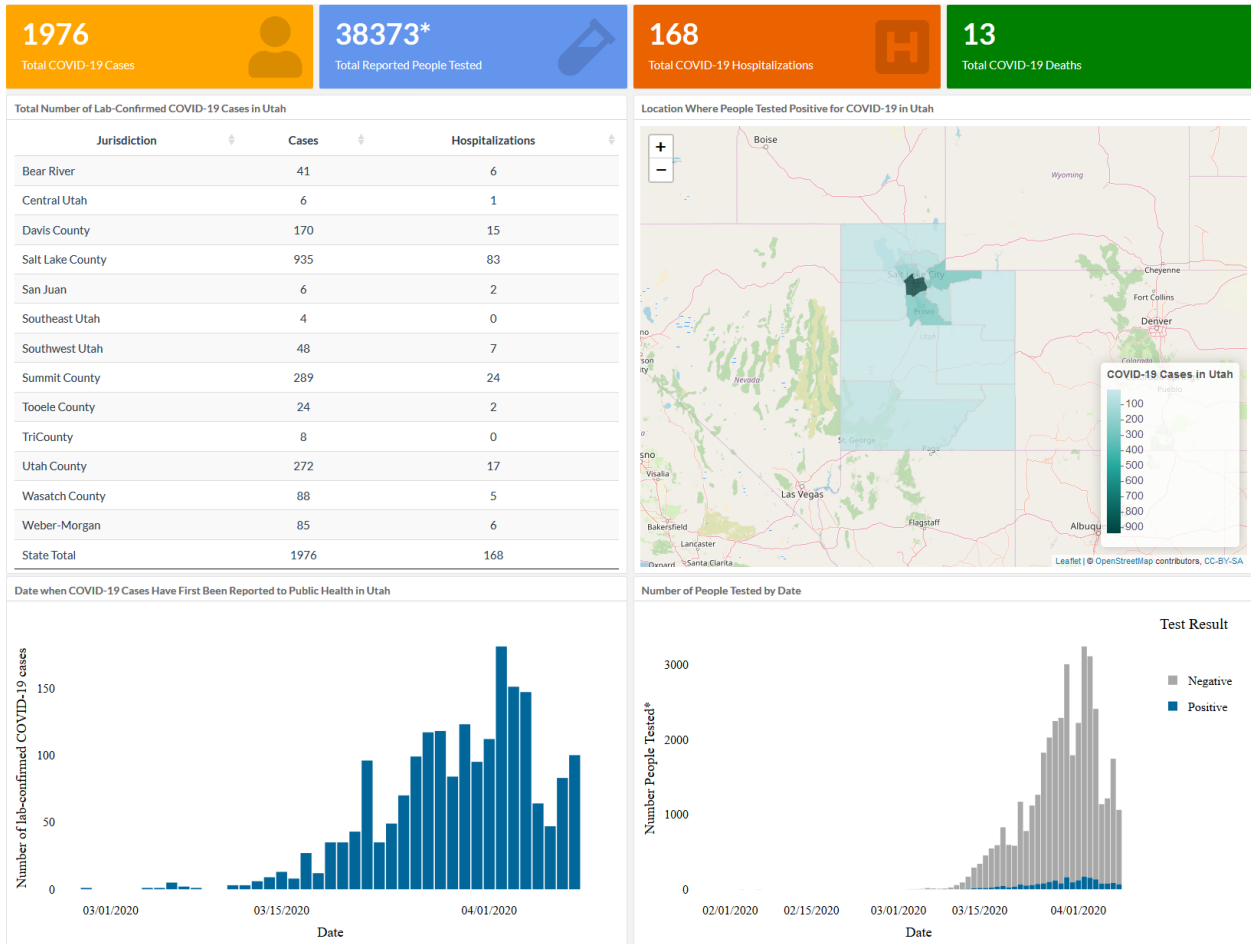
- Bear River Health Department, in cooperation with a number of our partners, is hosting a social media contest. We want to see the creative ways you and your family have been staying healthy while practicing social distancing. Post a picture of something creative your family is doing and mention us @bearriverhealth while also using the hashtag #BRHDSafeatHome. All posts will be entered into a drawing to win great prizes.

DID YOU KNOW?

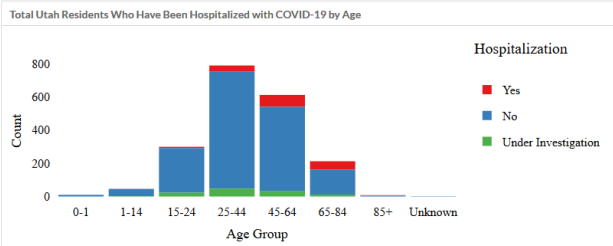
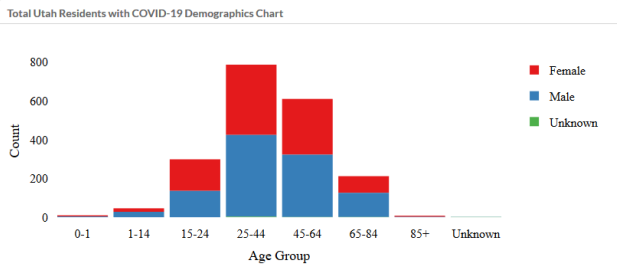
- Staying home when you are sick is one of the best ways you can prevent spreading illness. We have all been very concerned about COVID-19 and what we can do to stay safe during this pandemic. The practices we've all become familiar with the last few weeks shouldn't end when the pandemic does. Good public health practices all year long will help keep us safe and healthy.

- Our local school districts have done an amazing job at providing food to the children in our communities during this period of school closures. For example, Cache County School District is serving 25,000 meals every day at the schools and through the bus system. That is more than double the number of lunches they would typically serve. Logan City School District has transitioned to a once a week distribution. Yesterday was their first day with this process. They distributed 3,257 boxes with breakfast and lunch for a week. That's 32,570 meals! They are offering a drive-thru service at each elementary school.

Situation in Utah



Age Group	Case Count	Percent of Cases	Rate per 100k Population
Less than 1 year	10	1%	19.9
1-14 years	46	2%	6.3
15-24 years	299	15%	58.6
25-44 years	788	40%	87.6
45-64 years	611	31%	98.2
65-84 years	212	11%	67.8
85+ years	8	0%	21.2



Hospitalization	Case Count	Percent of Investigated Cases
Yes	168	9%
No	1691	91%
Under Investigation	117	---

More information for Utah can be found at: <https://coronavirus.utah.gov/>