



## COVID-19 Situation Report

April 21, 2020

[www.brhd.org](http://www.brhd.org)

Partners and Stakeholders: In an effort to answer questions and keep you informed about the Bear River Health Department's response during this COVID 19 outbreak, we will try to provide you with a daily situation update Monday through Friday. If pressing issues arise during the day or on a weekend we will notify you at that time rather than waiting for the next daily update. Feel free to share this update with your partners.

Bear River Health Department supports the orders and guidance provided by our federal and state leaders. Copies of all orders and guidance documents can be found on our webpage.

### Situation in Bear River Health District

#### CUMULATIVE LAB-CONFIRMED POSITIVE COVID-19 STATISTICS

Note – the numbers of cases and individuals hospitalized is cumulative and doesn't represent current infections or hospitalizations

County	Cases	Under 18	18-60	Over 60	Hospitalized	Deaths
Box Elder	16	2	11	3	3	1
Cache	40	2	26	12	6	0
Rich	0	0	0	0	0	0
Totals	56	4	37	15	9	1

#### NEW CASES SINCE LAST SITUATION REPORT

**Box Elder** – 1 case listed yesterday for Box Elder actually belongs to a different county and has been removed from our cases

**Cache** - 0

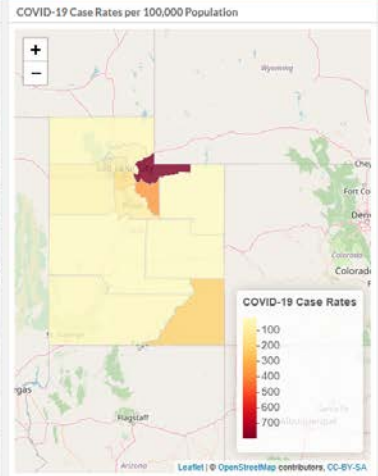
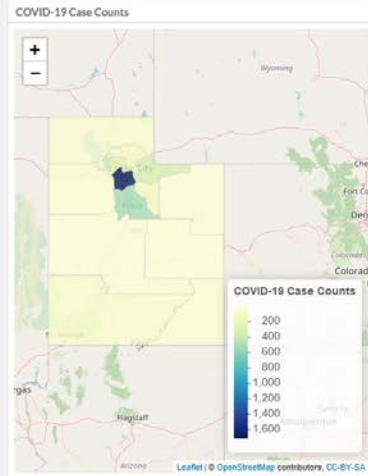
**Rich** - 0

# Situation in Utah

<b>3296</b> <small>Total COVID-19 Cases</small>	<b>72358</b> <small>Total Reported People Tested</small>	<b>277</b> <small>Total COVID-19 Hospitalizations</small>	<b>32</b> <small>Total COVID-19 Deaths</small>
--	---	--	---

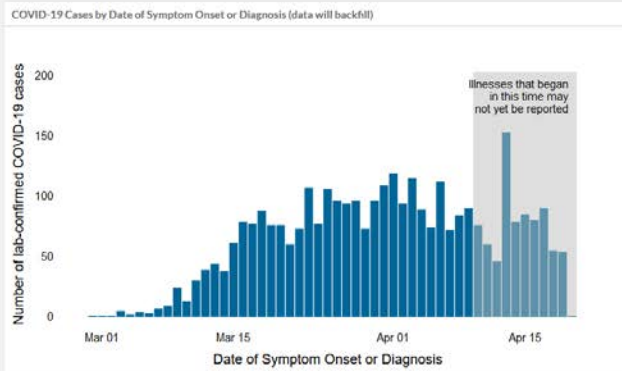
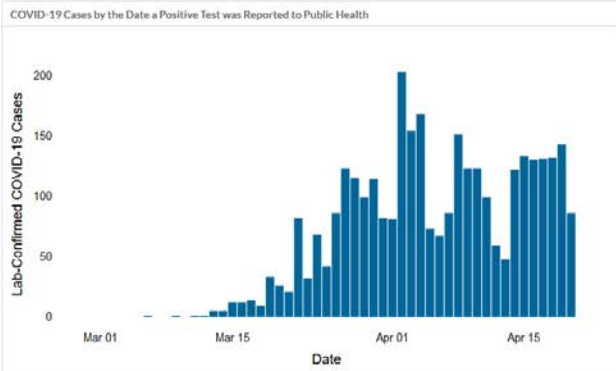
Total Number of Lab-Confirmed COVID-19 Cases in Utah

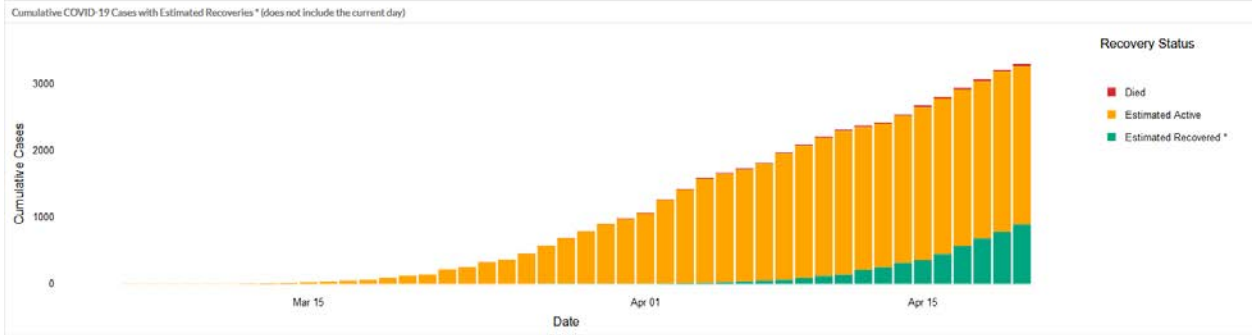
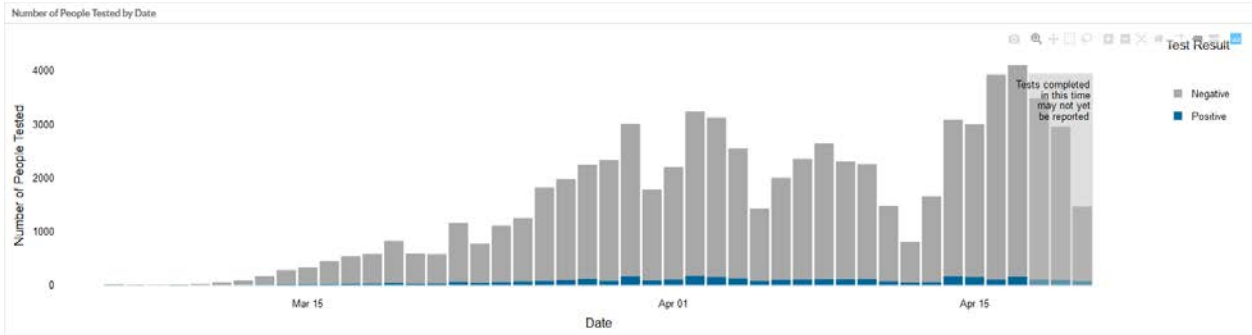
Jurisdiction	Cases	Hospitalizations	Deaths
Bear River	55	10	1
Central Utah	17	1	0
Davis County	243	21	2
Salt Lake County	1714	149	18
San Juan	34	5	2
Southeast Utah	7	0	0
Southwest Utah	70	9	1
Summit County	335	31	0
Tooele County	41	4	0
TriCounty	9	1	0
Utah County	523	26	5
Wasatch County	122	6	1
Weber-Morgan	126	14	2
<b>State Total</b>	<b>3296</b>	<b>277</b>	<b>32</b>



Cases Reported by Indian Health Service and Tribal Nations (these cases are also reflected in case counts by health district)

Reporting Jurisdiction	Cases
Navajo Nation Reservation (Utah) - Utah Navajo Health System	33
Uintah and Ouray Reservation: Uintah & Ouray Indian Health Services (IHS)	0
<b>State Total</b>	<b>3296</b>





More information for Utah can be found at: <https://coronavirus.utah.gov/>