



## COVID-19 Situation Report

April 1, 2020

[www.brhd.org](http://www.brhd.org)

Partners and Stakeholders: In an effort to answer questions and keep you informed about the Bear River Health Department's response during this COVID 19 outbreak, we will try to provide you with a daily situation update Monday through Friday. If pressing issues arise during the day or on a weekend we will notify you at that time rather than waiting for the next daily update. Feel free to share this update with your partners.

Bear River Health Department supports the orders and guidance provided by our federal and state leaders. Copies of all orders and guidance documents can be found on our webpage.

### Situation in Bear River Health District

CUMULATIVE LAB-CONFIRMED POSITIVE COVID-19 CASES: 16

Box Elder County: 9

Cache County: 7

Rich County: 0

BEAR RIVER HEALTH DEPARTMENT UPDATES:

On April 1, 2020 the Utah Department of Health released an updated order to assist in our fight against COVID-19. The order is in effect until April 15, 2020 and includes updated information for food service establishments, clearer orders for quarantine and self-isolation, and recommendations for individuals and businesses.

DID YOU KNOW?

The Health Insurance Portability and Accountability Act, or HIPAA, establishes standards for the protection of certain health information. The act also places restrictions on the allowable uses and disclosures of protected health information. During a pandemic situation, like the COVID-19 outbreak, HIPAA still applies. While the local health department can't release detailed information about COVID-19 cases, we can still offer some assurances. We will reach out to all individuals who may have been exposed to a confirmed case of COVID-19. We will require quarantine and self-isolation as needed. We will share information, as allowed by law, with our partners (such as EMS providers) who risk being exposed to a person with an active COVID-19 infection.

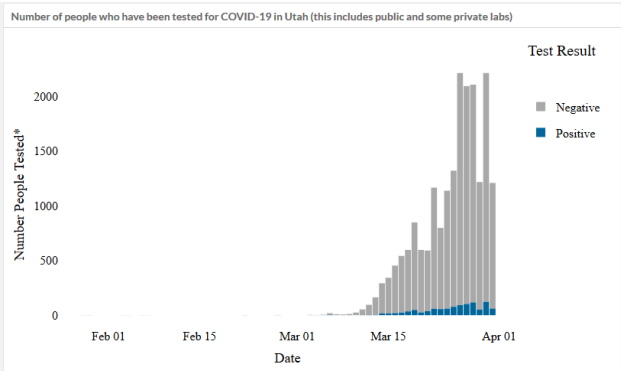
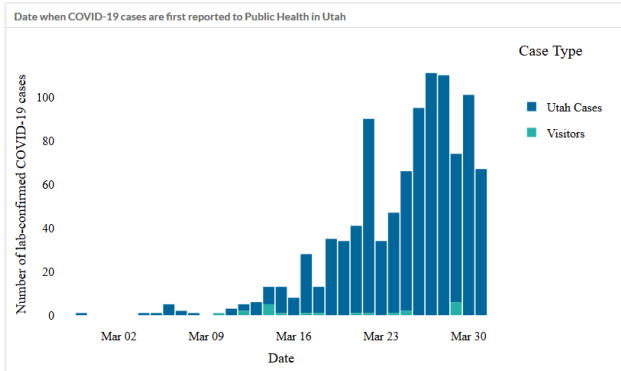
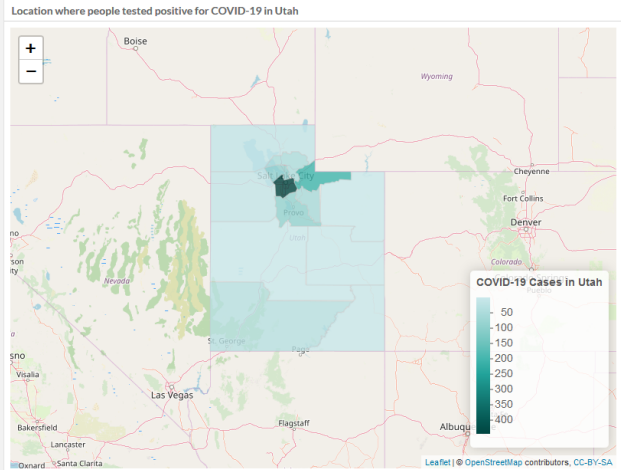
Bear River Health Department will share what we can with the community, including case numbers, county of residence, age ranges, and hospitalization rates. We will continue to provide you with the best information we can to help keep you safe and healthy.

# Situation in Utah

<b>1012</b> COVID-19 Cases	<b>20155*</b> Reported People Tested	<b>91</b> COVID-19 Hospitalizations	<b>7</b> COVID-19 Deaths
-------------------------------	---	--	-----------------------------

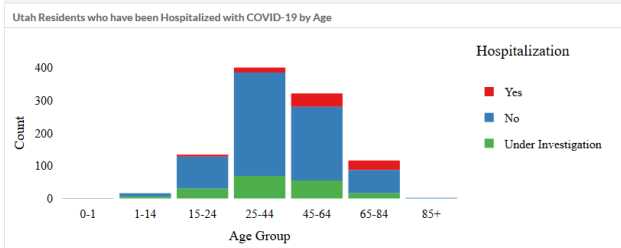
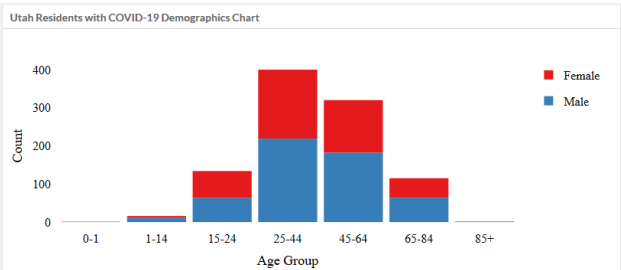
Number of lab-confirmed COVID-19 cases in Utah

Jurisdiction	Cases	Visitor Cases
Bear River	14	0
Central Utah	1	0
Davis County	93	0
Salt Lake County	444	5
San Juan	4	0
Southeast Utah	1	0
Southwest Utah	27	6
Summit County	195	9
Tooele County	13	0
TriCounty	2	0
Utah County	90	1
Wasatch County	56	1
Weber-Morgan	50	0
<b>State Total</b>	<b>990</b>	<b>22</b>



Utah Residents with COVID-19 Demographics Table

Age Group	Case Count	Percent of Cases	Rate per 100k Population
Less than 1 year	1	0%	1.99
1-14 years	16	2%	2.2
15-24 years	134	14%	26.28
25-44 years	400	40%	44.47
45-64 years	321	32%	51.58
65-84 years	116	12%	37.1
85+ years	2	0%	5.29



Utah Residents who have been Hospitalized with COVID-19

Hospitalization	Case Count	Percent of Investigated Cases
Yes	91	11.2%
No	724	88.8%
Under Investigation	175	---

More information for Utah can be found at: <https://coronavirus.utah.gov/>