



**HOW TO PLAY:**

- The game is played by one individual.
- The player has one minute to score as many baskets as possible from any of the five different shooting spots (plus a lay-up) identified on the game court.
- Each shooting spot is worth a different point value ranging from two (2) to five (5) points.
- The player with the highest score advances to the next level of play.
- Local winners advance to the regional competition and the regional winners will advance to the final competition held at Vivint Smart Home Arena.

**GAME RULES:**

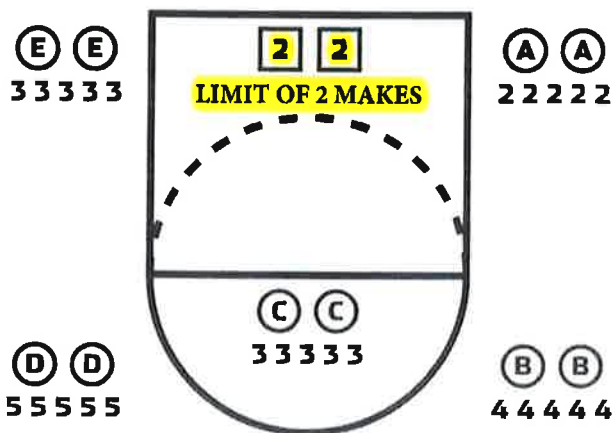
- Player begins with ball in hand at the free throw line.
- The game coordinator will signal when play is to begin.
- Player must dribble from one shooting spot to another. One (1) point will be deducted for each dribbling or motion violation (palming, traveling, double-dribble).
- A player can score up to two lay-ups worth two (2) points each during the one-minute competition (lay-ups must be made within a three foot radius of the basket). Shots from the free throw line are worth three (3) points, a shot made from beyond the three-point line is worth five (5) points. Three other shooting spots on the court vary in the scoring value (ranging from two (2) to four (4) points depending on the spot). Layups not required for bonus points.
- Five (5) bonus points will be awarded for attempting shots from all spots once, and ten (10) additional bonus points will be awarded for attempting shots from all spots twice.

**AGE DIVISIONS:**

BOYS 3<sup>rd</sup> & 4<sup>th</sup> grade  
 BOYS 5<sup>th</sup> & 6<sup>th</sup> grade  
 BOYS 7<sup>th</sup> & 8<sup>th</sup> grade  
 BOYS 9<sup>th</sup> – 12<sup>th</sup> grade

GIRLS 3<sup>rd</sup> & 4<sup>th</sup> grade  
 GIRLS 5<sup>th</sup> & 6<sup>th</sup> grade  
 GIRLS 7<sup>th</sup> & 8<sup>th</sup> grade  
 GIRLS 9<sup>th</sup> – 12<sup>th</sup> grade

**SAMPLE SCORE CARD:**





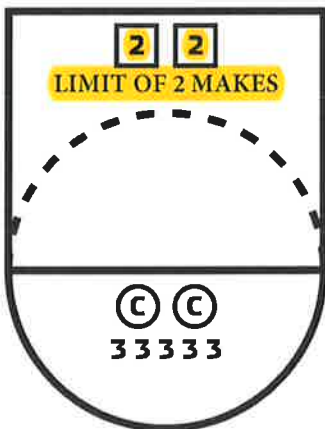
## Individual Score Sheet and Registration Form

Name \_\_\_\_\_ Phone ( ) \_\_\_\_\_  
 Street Address \_\_\_\_\_  
 City, State, ZIP \_\_\_\_\_ Grades (check one)  
 E-mail address \_\_\_\_\_  B 3&4  G 3&4  
 Date of Birth (mm/dd/yy) \_\_\_\_\_  B 5&6  G 5&6  
 Location \_\_\_\_\_  B 7&8  G 7&8  
 \_\_\_\_\_  B 9-12  G 9-12

- Player begins with ball in hand at the free throw line.
- The game coordinator will signal when play is to begin.
- Player must dribble from one shooting spot to another. One (1) point will be deducted for each dribbling or motion violation (palming, traveling, double-dribble).
- A player can score up to two lay-ups worth two (2) points each during the one-minute competition (lay-ups must be made within a three foot radius of the basket). Shots from the free throw line are worth three (3) points, a shot made from beyond the three-point line is worth five (5) points. Three other shooting spots on the court vary in the scoring value (ranging from two (2) to four (4) points depending on the spot). Layups not required for bonus points.
- Five (5) bonus points will be awarded for attempting shots from all spots once, and ten (10) additional bonus points will be awarded for attempting shots from all spots twice.

**ROUND**  
**1**

(E) (E)  
3 3 3 3 3



(A) (A)  
2 2 2 2 2

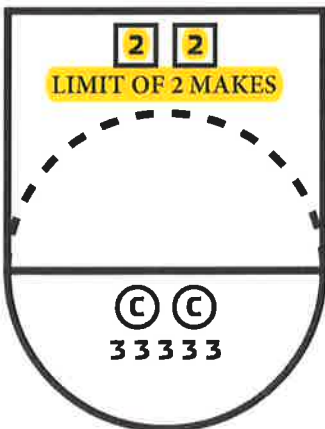
(D) (D)  
5 5 5 5 5

(B) (B)  
4 4 4 4 4

LAY-UP	_____
A (2 pts)	_____
B (4 pts)	_____
C (3 pts)	_____
D (5 pts)	_____
E (3 pts)	_____
BONUS (5 pts)	_____
BONUS (10 pts)	_____
VIOLATIONS	_____
<b>TOTAL</b>	_____

**ROUND**  
**2**

(E) (E)  
3 3 3 3 3



(A) (A)  
2 2 2 2 2

(D) (D)  
5 5 5 5 5

(B) (B)  
4 4 4 4 4

LAY-UP	_____
A (2 pts)	_____
B (4 pts)	_____
C (3 pts)	_____
D (5 pts)	_____
E (3 pts)	_____
BONUS (5 pts)	_____
BONUS (10 pts)	_____
VIOLATIONS	_____
<b>TOTAL</b>	_____

**Instructions:**

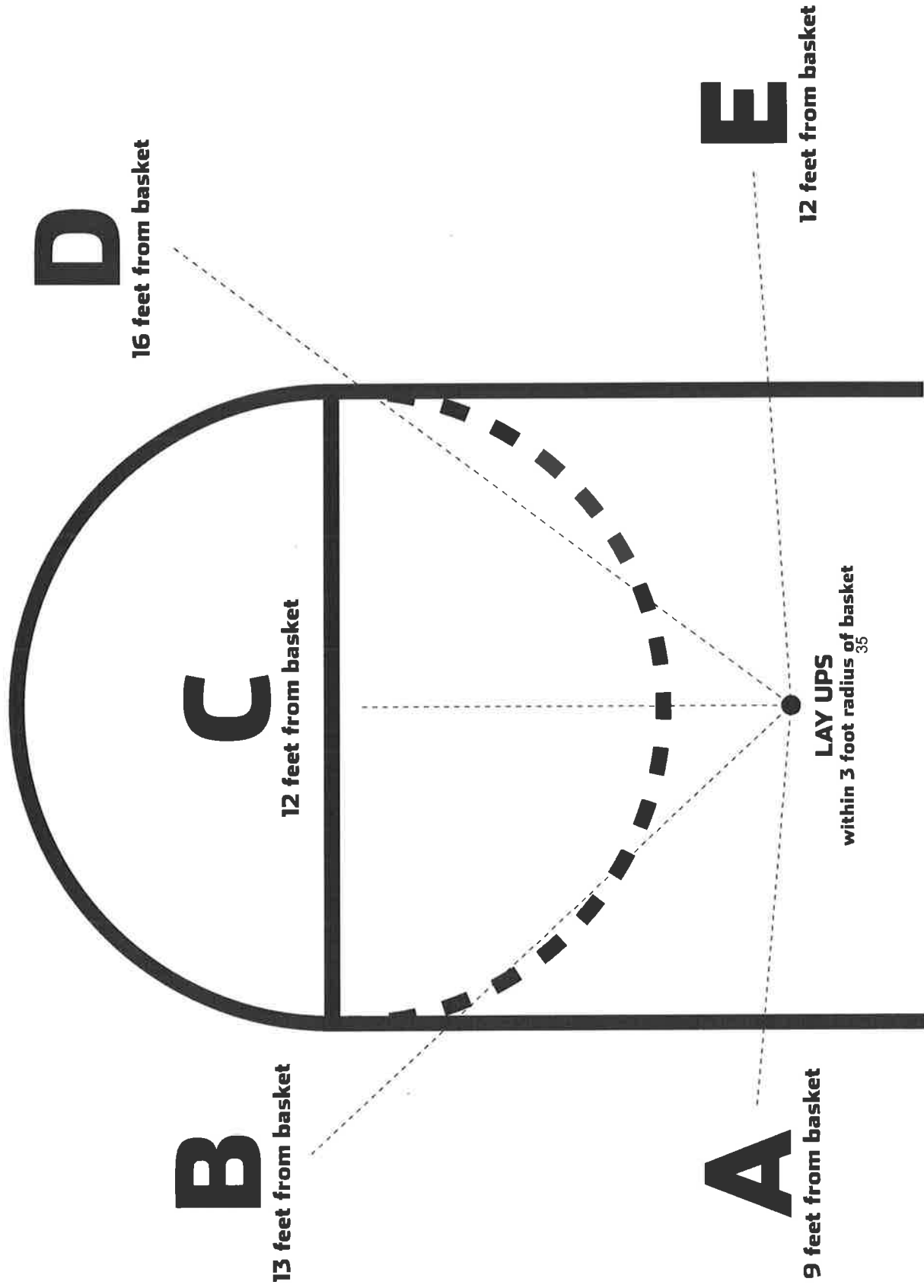
- Put "X" through the appropriate letter when a legal shot is attempted.
- Circle the point value under the letter if the shot is made.
- Total on the right after each round.

**GRAND TOTAL**

--

# FUN SHOT

3RD-4TH GRADE



# FUN SHOT

5TH-12TH GRADE

