




















The following stitches are used in **Workbook 2: Stitch Fun**.
 The chart gives the stitch number for each model (— indicates the stitch is not available).

		8 Series	7 Series			5 Series				3 Series		2 Series
Stitch		880	790	770 QE	740	580	570 QE	560	530	350PE	330	215
 A A	No. of Alphabet & Monogram Styles	11	8	6	5	7	4	4	4	2	1	—
	Arrowhead	401	401	401	401	401	401	401	401	34	22	—
	Blanket	1329	1329	1329	1329	1329	1329	1329	1329	78	39	—
	Checkerboard	405	405	405	405	405	405	405	405	37	28	—
	Daisy Chain	114	114	114	114	114	—	114	—	—	—	—
	Double Overlock	10	10	10	10	10	10	10	10	8	8	6
	Feather	1332	1332	1332	1332	1332	1332	1332	1332	81	40	—
	Floral	123	123	123	123	123	123	—	123	—	—	—
	Geometric	429	429	429	429	429	429	429	429	49	—	—
	Heart	413	413	413	413	413	413	413	413	40	25	—
	Ladder	702	702	702	702	702	702	702	702	62	35	—
	Leaf	717	717	717	717	717	717	717	717	68	—	—
	Running	4	4	4	4	4	4	4	4	4	4	3
	Scallop	416	416	416	416	416	416	416	416	42	27	—
	Standard Buttonhole	51	51	51	51	51	51	51	51	0	0	11
	Star	711	711	711	711	711	711	711	711	66	36	—
	Straight	1	1	1	1	1	1	1	1	1	1	1
	Tulips	101	101	101	101	101	101	101	101	23	18	—
	Zigzag	2	2	2	2	2	2	2	2	2	2	2

The following features and functions are used in **Workbook 2: Stitch Fun**.

	8 Series	7 Series			5 Series				3 Series		2 Series
Feature/Function	880	790	770 QE	740	580	570 QE	560	530	350PE	330	215
Balance	yes	yes	yes	yes	yes	yes	yes	yes	yes	yes	yes
BERNINA Stitch Regulator <i>Straight Stitch & Zigzag</i>	yes	yes	yes	Optional Accessory	yes	yes	Optional Accessory	Optional Accessory	—	—	—
Hook System	8 Series Rotary	BERNINA Hook	BERNINA Hook	BERNINA Hook	Rotary	CB	Rotary	CB	CB	CB	CB
Continuous Reverse / Backstepping	Both	Both	Both	Both	Cont. Reverse	Cont. Reverse	Cont. Reverse	Cont. Reverse	Cont. Reverse	Cont. Reverse	Cont. Reverse
Free Hand System	yes	yes	yes	yes	yes	yes	yes	yes	yes	yes	—
History Stitches	24	24	—	—	—	—	—	—	—	—	—
Long-term Memory/ Stitch Combinations	Multiple Drawers	Multiple Drawers	Multiple Drawers	Multiple Drawers	Multiple Drawers	Multiple Drawers	Multiple Drawers	100 characters	30 characters	30 characters	—
Mirror Image—Horizontal	yes	yes	yes	yes	yes	yes	yes	yes	—	—	—
Mirror Image—Vertical	yes	yes	yes	yes	yes	yes	yes	—	—	—	—
Needle Stop Up/Down	yes	yes	yes	yes	yes	yes	yes	yes	yes	yes	yes
Pattern Begin	yes	yes	yes	yes	yes	yes	yes	yes	—	—	—
Pattern End	yes	yes	yes	yes	yes	yes	yes	yes	yes	yes	—
Pattern Elongation	yes	yes	yes	yes	yes	—	—	—	—	—	—
Pattern Repeat 1-9x	yes	yes	yes	yes	yes	yes	yes	yes	—	—	—
Presser Foot Pressure	yes	yes	yes	yes	yes	yes	yes	yes	—	—	—
Security Program	yes	yes	yes	yes	yes	yes	yes	—	—	—	—
Securing Function	yes	yes	yes	yes	yes	yes	yes	yes	—	—	—
Slide-on Table	yes	yes	yes	yes	yes	yes	yes	yes	yes	opt	yes
Temp. Altered Memory	yes	yes	yes	yes	yes	yes	yes	yes	yes	yes	yes

Presser Foot Chart

The presser feet listed below are included with the purchase of each model as indicated on the chart (-- indicates that the presser foot is not included but may be available as an optional accessory). The BERNINA name and numbers are listed and if the bernetette has a corresponding presser foot, it is indicated by the letter stamped on the top of the sole. If the bernetette foot does not have a letter, it is indicated by an "X". The highlighted feet have snap-on soles. *Note: This chart shows only a partial listing of optional presser feet available. See your local BERNINA dealer for a complete listing of BERNINA and bernetette specialty accessories.*

Presser Feet	8 Series	7 Series			5 Series				3 Series		2 Series	1000 Series	bernette					
	880	790	770 QE	740	580	570 QE	560	530	350 PE	330	215	1008	London 3	London 5	London 7	London 8	Seville 4	Chicago 5 & 7
Reverse Pattern Foot #1/1C/1D	1C, 1D	1C, 1D	1C, 1D	1C, 1D	1C	1	1C	1	1	1	1	1	J	J	T	T	X	T
Overlock Foot #2/2A	2A	2A	--	--	2A	--	2A	2	--	2	2	2	opt	G	E	E	--	E
Standard Buttonhole Foot #3/3C	3C	--	--	--	--			--	--	--	3	3	B				X	
Auto Buttonhole Foot #3A	3A	3A	3A	3A	3A	3A	3A	3A	3A	3A	--			D	D	D		D
Zipper Foot #4/4D	4D	4D	4D	4D	4	4	4	4	4	4	4	4	I	I	opt	I	X	I
Blind Hem Foot #5	5	5	--	--	5	5	5	5	5	5	5	5	opt	opt	F	F	--	F
Jeans Foot #8/8D	--	8D	--	--	8	--	--	--	--	--	--	--	--	--	--	--	--	--
Darning Foot #9	--	--	--	--	--	--	--	--	--	--	--	--	opt	opt	opt	X	--	X
Button Sew-On Foot #18	18	--	--	--	--	--	--	--	--	--	--	--	X	X	X	X	X	H
Open Embroidery Foot #20/20C/20D	20C	20C	20C	20C	20C	20	20C	--	20	--	--	--	opt*	X*	A*	A*	--	A*
Embroidery Foot #26	26	26	26 w/emb	--	26	26 w/emb	26 w/emb	--	--	--	--	--	--	--	--	--	--	X
Patchwork Foot #37/37D or #97/97D	--	--	97D	--	--	37	--	--	37	--	--	--	--	--	--	--	--	--
Sideways Motion Foot #40C	40C	40C				--												
BERNINA Stitch Regulator #42	42	42	42	--	42	42	--	--										
Walking Foot #50	--	--	--	--	--		--	--	50	--	--	--	--	--	--	--	--	--

* satin stitch foot—no open toe