

## WINTER NEWSLETTER 2025-26 • ST. GEORGE





## SewWhatever

Thursdays from 6 - 9 p.m. • Class Fee \$10

Call to sign up!


This is opensew night! It is a great time to laugh, make friends, get help and get your projects done!

TEACHER: MEREDITH HARRIS

*“New BOM” Beginning January on the last Thursday of the month unless noted\*\*\*!*

### Introducing “Floral Felicity”

Floral Felicity is a very fun, different, can't wait to get started Sampler Quilt pattern using the Wonder Curve Ruler and the Sew Square 4" rulers which are recommend for this quilt. This is a perfect time to use up your scraps and if you don't have scraps, we have some beautiful grunges and other fabric lines to choose from. Jenny and Helen from Sew Kind of Wonderful have worked on this Heirloom-Style pattern for many years and excited to share this as a Block of the Month Sampler Quilt. Each month we will work in a different Zone until all 12 are completed. We will be perfecting cutting and sewing curves, (you will never be afraid of sewing curves again.) and piecing techniques. Come join us for a fun evening of snacks, friends and fun learning together. Quilt finishes at 80"x101"



### JANUARY

January 1 - Closed Happy New Year  
January 8 - No SWE  
January 15 - Opensew  
January 22 - Opensew  
January 29 - “NEW” BOM Felicity Floral

### FEBRUARY

February 5 - Opensew  
February 12 - Opensew  
February 19 - Opensew  
February 26 - BOM Felicity Floral

### MARCH

March 5 - Opensew  
March 12 - Opensew  
\*\*\*March 19 - BOM Felicity Floral  
March 26 - Opensew

### APRIL

April 2 - Opensew  
April 9 - No SWE (Forget Me Not Retreat)  
April 16 - Opensew  
April 23 - Opensew  
April 30 - BOM Felicity



## BLOCK OF THE MONTH

### MY HAPPY PLACE EMBROIDERY BOM

2<sup>nd</sup> Wednesday of the month starting in February

Feb 11, \*\*\*March 18, \*\*\*April 15, May 13

Time: 2:30 p.m. - 5:30 p.m.

Teacher: Christine Fackrell

Class fee: \$200

Kit fee or Pattern: \$71

Dive into the joy of quilting and embroidery with our new Quilt Block of the Month course - My Happy Place by OESD! Perfect for all skill levels, this engaging program offers 13 classes packed with expert tips and techniques. Each month, you'll build your skills to create your custom masterpiece. Join us for a unique crafting experience and learn to create your stunning quilt with ease! Fee includes designs and 13 classes; Kit with fabric and stabilizers is available for \$71.00





**JOIN US FOR THIS AMAZING EVENT!**

## **CUDDLE® UP WITH BERNINA**

- Join the fun • Learn New Skills
- Fall in Love with Serging on Shannon Fabrics minky

### **INCLUDED:**

- Kits & Fabric for 3 projects
- BERNINA Serger Use
- Instructions from Shannon Fabrics Expert
- Refreshments



**DATES:** PROVO: January 14-15, 2026  
ST. GEORGE: January 16-17, 2026

**LOCATION:** PROVO: In-House  
ST. GEORGE: Ramada Inn, 1440 E. St. George Blvd.

**9:30 a.m. - 4:30 p.m. both days (Doors open at 9 a.m.)**

**COST: \$160 Sign up before November 30 and get in for \$140**

*Cost includes kits for all three projects. Lunch is NOT Included.*





# SUNNY SIDE UP!

SEWING RETREAT

APRIL 8-11, 2026

Class Sign Up Fee: **\$15**

*NON-Refundable*

Class Fee: **\$20 Per class**

*Unless otherwise noted • No refunds after March 15, 2026*

## WEDNESDAY, APRIL 8

### ELOISE PILLOW

Time: 9:30 a.m.-12:30 p.m.

Teacher: Gai Hess

This pretty pillow will be sure to brighten your house. It's done with embroidery applique, such a fun technique!! So come join me in either learning a new skill or just joining in to do a fun project.



### 70 & SUNNY (PT1)

Time: 9:30 a.m.-12:30 p.m.

Teacher: Christine Fackrell

I love sunny weather, don't you? This happy quilt makes me think of a beautiful sunny day! "70 & Sunny" is a fun quilt that uses the Quick Curve Ruler and the Wonder Curve Ruler to make those curved seams so easy to do. We will make a versatile fan block that can be used in several designs. This pattern from Sew Kind of Wonderful has "70 & Sunny" and "Sunny Rays" options for your block. Come and get in on the sunshine!



### BLOOMING INTO SPRING

Time: 2:00 p.m.-5:00 p.m.

Teacher: Gloria Rasmussen

Bloom into Spring with a new table runner or wall hanging of Spring flowers made from Foundation Paper Piecing (FPP). Learn how to piece perfectly using the FPP method. If your new to FPP this is a great project to learn on. If FPP is already part of your repertoire come and perfect this skill with beautiful blooms.



### 70 & SUNNY (PT2)

Time: 2:00 p.m.-5:00 p.m.

Teacher: Christine Fackrell

I love sunny weather, don't you? This happy quilt makes me think of a beautiful sunny day! "70 & Sunny" is a fun quilt that uses the Quick Curve Ruler and the Wonder Curve Ruler to make those curved seams so easy to do. We will make a versatile fan block that can be used in several designs. This pattern from Sew Kind of Wonderful has "70 & Sunny" and "Sunny Rays" options for your block. Come and get in on the sunshine!



## STITCH-IN AT THE DRIVE-IN

Wednesday, April 8

6:30 p.m. - 8:30 p.m.

Pull up, get comfy, and tune in for a night that's far out! Our groovy, drive-in inspired sewing retreat is serving up all the nostalgic vibes-no car required. Think funky tunes and a classic concession stand loaded with hot dogs, popcorn, candy, and fizzy drinks to keep you fueled while you create. After eating and socializing, we'll roll right into make-n-takes to get you prepped for the drive-in. So, cue the good vibes, get ready to sew, snack, and let loose for a night of retro fun!



## THURSDAY, APRIL 9

### MYLAR NATIVITY STORY FINGER PUPPETS PT 1

Time: 9:30 a.m.-12:30 p.m.

Teacher: Paula Jordan

Want a fun way to show kids the nativity story? This cute book has finger puppets to use. The characters can be stored in the book And best of all, it is EMBROIDERY ! You will get to learn how to use Mylar to add the sparkle to the puppets. No messing with metallic threads. I made some changes to make this pattern more user friendly. So come learn techniques to make embroidery easier and more successful. You will need an embroidery machine at home to finish all of them, but we will get a good head start!



### THE DENIM DUO

Time: 9:30 a.m.-12:30 p.m.

Teacher: Tracy Lovejoy

Sew a quilt from old jeans. Play with patterns and fabrics. Make it uniquely yours. Denim Duo is a pattern designed to use up those old jeans sitting in the back of your closet! There are three different layouts to choose from that will turn those old jeans into a modern, cozy blanket.



### MYLAR NATIVITY STORY FINGER PUPPETS PT 2

Time: 2:00 p.m.-5:00 p.m.

Teacher: Paula Jordan

Want a fun way to show kids the nativity story? This cute book has finger puppets to use. The characters can be stored in the book And best of all, it is EMBROIDERY ! You will get to learn how to use Mylar to add the sparkle to the puppets. No messing with metallic threads. I made some changes to make this pattern more user friendly. So come learn techniques to make embroidery easier and more successful. You will need an embroidery machine at home to finish all of them, but we will get a good head start!



### CRAZY BUSY BEE'S PT 1

Time: 2:00 p.m.-5:00 p.m.

Teacher: Meredith Harris

This is a very cute Flower and Bee quilt made by one sister designs. If you haven't made a stack turning quilt then this is a fun new thing for you to try. If you have, then this is a very fun quilt to make. This type of quilt was my first quilt I ever made and I had so much fun that I haven't stopped quilting for the past 20 years. Love picking out the fabrics, cutting then turning the stacks to see the fun designs that come up. We will learn that all in class. Can't wait to get started.





## CRAZY BUSY BEE'S PT 2

**Time:** 6:00 p.m.-9:00 p.m.

**Teacher:** Meredith Harris

This is a very cute Flower and Bee quilt made by one sister designs. If you haven't made a stack turning quilt then this is a fun new thing for you to try. If you have, then this is a very fun quilt to make. This type of quilt was my first quilt I ever made and I had so much fun that I haven't stopped quilting for the past 20 years. Love picking out the fabrics, cutting then turning the stacks to see the fun designs that come up. We will learn that all in class. Can't wait to get started.



## FRIDAY, APRIL 10

### HUGS AND KISSES TIC TAC TOE

**Time:** 9:30 a.m.- 12:30 p.m.

**Teacher:** Tracy Larson

Ready to embroider something fun, functional, and absolutely adorable? Join us for a light-hearted embroidery class where you'll create your very own embroidered tic-tac-toe travel game—perfect for tossing in your bag, gifting to a friend, or keeping on hand for on-the-go entertainment! In this beginner-friendly class you'll learn essential embroidery skills while designing a charming, fabric-based game board complete with machine-stitched X's and O's. Whether you're brand new to embroidery or already love to embroider, this project is quick, satisfying, and guaranteed to make you smile.

**\*\*What to expect:\*\***

- A fun, relaxed creative atmosphere
- Step-by-step instruction (no experience needed!)
- A portable game you can take anywhere
- A class filled with good vibes, great company, and lots of laughter

Come sew, unwind, and leave with a handcrafted game that's as playful as it is pretty.



### TAKE TWO QUILT PT 1

**Time:** 9:30 a.m.- 12:30 p.m.

**Teacher:** Tracy Lovejoy

Take Two is a cute little movie-themed throw quilt that you can wrap up in to watch your favorite movies! This fun quilt is a modern quilt that features 20 pieced scrappy sampler star blocks set into a movie-reel-type sashing. Use up scraps to make your blocks or plan a theme and go with it! **\*\*If you notice the one picture added fussy cut fabric for the middle of the stars. I will be putting family photos printed on fabric for the middle of my star blocks**



### STRIPPY RAG QUILT WITH HEART APPLIQUE


**Time:** 2:00 p.m.-5:00 p.m.

**Teacher:** Tracy Larson

Wrap yourself in creativity! Join us for a warm and welcoming quilting class where you'll make a soft, textured rag quilt using strips of fabric, accented with sweet appliquéd hearts that give your quilt charm, personality, and a touch of whimsy. Whether you're new to quilting or already love the craft this quilt is satisfying, and so much fun to sew. You'll learn how to piece fabric strips into beautiful quilted layers, add adorable heart appliqués, and create the signature "ragged" edges that make these quilts so wonderfully cozy. In this class, you'll enjoy:

- Beginner-friendly instruction with quilter-approved tips
- Step-by-step heart appliqué techniques
- Simple strip piecing

A completed quilt (or a great start!) you'll be proud to cuddle or gift. Come spend a few creative hours stitching something you'll treasure for years. This class is all about comfort, color, and sewing with heart.



## TAKE TWO QUILT PT 2

**Time: 2:00 p.m.-5:00 p.m.**

**Teacher: Tracy Lovejoy**

Take Two is a cute little movie-themed throw quilt that you can wrap up in to watch your favorite movies! This fun quilt is a modern quilt that features 20 pieced scrappy sampler star blocks set into a movie-reel-type sashing. Use up scraps to make your blocks or plan a theme and go with it! \*\*If you notice the one picture added fussy cut fabric for the middle of the stars. I will be putting family photos printed on fabric for the middle of my star blocks



## OPENSEW MOVIE NIGHT

**6:30 p.m. – 11:00 p.m.**

**Teacher: Meredith Harris**

It's OPENSEW NIGHT!!! Bring your unfinished projects to work on hand let's have some fun while watching movies and having treats.



## SATURDAY, APRIL 11

### CAR QUILT

**Time: 9:30 a.m.- 12:30 p.m.**

**Teacher: Paula Jordan**

Ever wish you had a blanket you kept in the car? To use when you have a flat tire, want an impromptu picnic or there is an emergency need. We will be making one today. The quilt has a vinyl back so to keep moisture away from those using it. Please bring a quilt top, fleece, or plain cotton fabric measuring 67" x 67". This doesn't have to be fancy. It could be random orphan blocks, or not your favorite quilt top because this is going in the car. I will be teaching you quilting techniques to finish up this car quilt.



### HOOP CARRIER

**Time: 9:30 a.m.- 12:30 p.m.**

**Teacher: Ruth Chord**

Need to transport your embroidery hoop to a class or a retreat? This carrier will protect your investment! Large carrier will hold all sizes of up to the maxi hoop. Small carrier will hold all sizes up to the midi hoop. Keep them nicely, separated, padded, and organized! Come join us for this fun and practical project.



### MAKER'S LAP DESK

**Time: 2:00 p.m.-5:00 p.m.**

**Teacher: Paula Jordan**

**Kit: \$35.00 (Includes magnets, cutting board and cushion)**

Our laps are not flat! We often need a flat surface for the many things we do but don't want to sit at the table. This lap desk will be perfect for those times. Good to go in the car, outside, on the couch, in the bed when sick or wherever you may need a smallish "desk". The kit will be the poly pellet stuffing and magnets. Size - 12" width x 17.5 Height x 10-12" Depth




### MAKE A MEMORY BAG

**Time: 2:00 p.m. - 5:00 p.m.**

**Teacher: Durinda Biesman**

Have you ever taken a trip somewhere and got the cutest paper shopping bag? Well how about turning that bag into a memory of your trip? Come and play with me to make a memory. Using Iron on vinyl (matte or gloss) make a water-resistant bag ( any size based on your shopping bag) Even if you have gotten a reusable shopping bag ; turn it into a water-resistant bag. You can make it with or without a zipper.







# Sew Simply Stitched

we gather we inspire we create

## QUILTING & SEWING RETREAT

**March 25-28, 2026 • Vernal, UT**

**Uintah Conference Center • 313 E. 200 S. • Vernal, UT**

Cruisin' to Port Vernal -with a stop at Quiltiki Island!

We're setting sail for a trip packed with creativity, stitching, laughs and memories that'll last way longer than your bobbin thread. Classes, shows, sewing lounge fun and we're one of the main vendors bringing goodies!

And get ready...one night we'll be the entertainment you definitely don't want to miss!

Some of our fantastic staff will be there as vendors, repair machines, sharpen scissors, and teach several classes!

Sign up quickly at [www.sewsimplystitched.com](http://www.sewsimplystitched.com) as spots will fill up FAST!!

### Check out what we'll be teaching:

#### Hooded Bath Towel

Teacher: Meredith Harris

#### Upcycle Sweatshirt

Teacher: Shawn Schouten

#### Let's Make Patches

Teacher: Tracy Lovejoy

#### Flower Power Pillow

Teacher: Stacie Dartnell

#### On the Go Luggage Tags

Teacher: Tracy Lovejoy

#### ABC's of Embroidery

Teacher: Shawn Schouten

#### Cutie Cube Bag

Teacher: Stacie Dartnell

#### Beach Towel/Splash Proof Phone Pouch

Teacher: Gloria Rasmussen

#### Side Hustle Bag

Teacher: Gloria Rasmussen

To join the fun that visit,  
[www.sewsimplystitched.com](http://www.sewsimplystitched.com)



Hooded Bath Towel



Upcycle Sweatshirt



Let's Make Patches



Flower Power Pillow




Luggage Tags



ABC's of Embroidery



Cutie Cube Bag



Beach Towel/  
Splash Proof Phone Pouch



Side Hustle Bag



# V9 SOFTWARE MASTERY

*If you've recently bought V9 Software this is the class for you or if you need to take it again, this is the time!*

## DATES:

March 3, 10, 17, & 24  
2:30 p.m. - 5:30 p.m.



## Kingstar Embroidery Thread

Kingstar embroidery thread, especially its metallic line, is praised for its smooth, worry-free performance in high-speed machines, thanks to its polyester core wrapped in rice paper, which prevents kinking and breaking, allowing for stunning, durable decorative stitches, quilting, and even bobbin use. Its purpose is to add a beautiful, high-quality metallic sheen to projects like freestanding lace, apparel, and home decor, while being versatile enough for various embroidery, quilting, and serger applications.

### WHY KINGSTAR IS SO GOOD:

- **Anti-Kink & Breakage:** The core design (polyester wrapped in rice paper) makes it incredibly smooth, running flawlessly without tangles or snaps, even in high-stitch-count designs.
- **Smooth Stitching:** It operates easily through machine pre-tensioners, reducing frustration and machine errors.
- **Durability:** Made from polyester, it offers excellent colorfastness and resistance to washing and degradation, keeping designs vibrant.
- **Versatility:** Can be used with regular needles (no special ones needed), in embroidery machines, long-arm quilting machines, sergers, and even in the bobbin for a matching back.
- **High Shine:** Delivers a beautiful, fluid, and soft metallic sparkle that elevates decorative stitches and fills.

### ITS PURPOSE:

- **Decorative Embroidery:** Perfect for adding sparkle to apparel, freestanding lace, and detailed designs.
- **Quilting:** Ideal for free-motion quilting or creating decorative patterns on quilts and placemats.
- **Special Effects:** Used to add a luxurious, eye-catching touch to various sewing and crafting projects.



# Embroidery Classes

## BERNINA EMBROIDERY ON EVERYTHING DEMO

Date: 3rd Wednesday of the Month unless noted

Teacher: Bernina Staff

Class Fee: \$150 (Includes code card)

Join us for a monthly creative adventure made just for BERNINA lovers! Each session is packed with inspiration, learning, and laughter as we dive into embroidery techniques, accessories, and all the ways to make your projects shine.

You'll enjoy:

- A hands-on-demo
- A step-by-step video lesson
- A handout to keep you stitching confidently at home
- Plus- snacks, drinks, and a little mixer-style fun with fellow embroidery enthusiasts!

Come learn, sip and snack your way through new skills each month – and let's make embroidery your favorite creative escape!

## MONTHLY CLASSES & DATES BELOW

### QUILTING COTTON

Wednesday, Jan 21

10:30 p.m. - 11:30 p.m.

Christine Fackrell

Starting with strong foundational skills is important for growing your skills at every stage. This month, we go over basic embroidery tools and quilting cotton embroidery

### IN-THE-HOOP

Wednesday, Feb 18

10:30 p.m. - 11:30 p.m.

Christine Fackrell

In this lesson, we dive into the world of in-the-hoop projects, aka the quintessential embroidery project.

### APPLIQUE'

Wednesday, March 18

10:30 p.m. - 11:30 p.m.

Meredith Harris

There are so many ways to do machine-embroidered applique'. Let's go over them and how to be successful with each one.

### TERRY TOWELS

Wednesday, April 15

10:30 p.m. - 11:30 p.m.

Ruth Chord

A classic embroidery project everyone loves to make! This month, you will learn to embroider terry cloth towels.

## LET'S MAKE A TOTE BAG

Date: Feb 19

Time: 10:30 a.m.-1:30 p.m.


Teacher: Durinda Biesman

Class Fee: \$15

Kit fee or Pattern: \$5

(Canvas Tote Payable to Teacher)

Who wouldn't love a special gift of a reusable Tote Bag? One of my favorite things to gift is a tote bag. You will be creating a special memory. We will be working with the clamp hoop, maxi or midi hoop ( depending on the design you have selected); never have used those hoops... no worries, I will have a few for you to try . Let me know in advance if you want to use one of my hoops.





## ROD TIDBIT

LET YOUR MACHINE DO THE WORK!

The feed dogs are designed to pull your fabric through at just the right place for even stitches and smooth feeding. If you try to pull or push the fabric, you can bend the needle, Throw off the machine's timing, or cause skipped stitches. Gently guide the fabric instead-your machine will thank you with straighter seams and fewer repairs down the road!





# Cedar Chest Quilt Retreat

**February 4-7 • Heritage Center • 105 N. 100 E. • Cedar City**

Kick off the year with tons of creative fun-loads of classes, inspiring trunk shows and Plenty of vendors to explore. Need a tune-up? We will be servicing machines and sharpening scissors! And of course, we'll be there with our booth full of stitchy goodness. Come get your quilting kicks and make '26 your most creative year yet!

## Upcycle Clothing with Embroidery

Teacher: Shawn Schouten

## Sweet Strawberry

Teacher: Paula Jordan

## Oh Sew Cute Embroidered Pouch


Teacher: Meredith Harris

## Hello Spring

Teacher: Meredith Harris

## Labels of Love

Teacher: Shawn Schouten




Upcycle Clothing with Embroidery



Sweet Strawberry



Oh Sew Cute Embroidered Pouch



Hello Spring



Labels of Love



## 2026 DATES TO REMEMBER!

Mark your calendar now to remember to attend these retreats and festivals in 2026!

### JANUARY 16-17

Cuddle Up Retreat: St. George

### FEBRUARY 5-9:

Cedar Chest Retreat, Cedar City

### MARCH 25-28:

Sew Simply Stitched, Vernal

### APRIL 8-11

Sunny Side Up Retreat, St. George

### JUNE 10-13:

Panguitch Quilt Walk, Panguitch



## UFO FRIDAYS

(Un-Finished Objects)

Dates: January 23, February 6, March 20, April 17

Time: 10:30 a.m. - 5:00 p.m.

Fee: \$10

It always feels good to work on your un-finished projects with friends so come on over to our UFO Fridays!

# SPECIALTY CLASSES

## FLOWER POT FUN

Date: Wednesday, Jan 21

Time: 2:30 p.m.-5:30 p.m.

Teacher: Gai Hess

Class fee: \$15

It's nice to work on a project that makes you happy, and this wall hanging is very bright and cheerful. Batiks are really a beautiful fabric and really make the colors in the pattern pop. This is a pieced project, so come and work on your piecing skills in this class.



## SWEET LITTLE LAMB

Date: Thursday, Feb 19

Time: 2:30 p.m. - 5:30 p.m.

Teacher: Gloria Rasmussen

Class fee: \$15

Kit fee or Pattern: \$54

We always need a baby blanket on hand for that new little that may come into our life. Sweet Little Lamb is quick and easy to piece because it begins with an adorable panel to which borders are added. We will learn how to square up a printed panel and perfect our flying geese piecing skills.



## LOVELY QUILT BY SARAH PRICE

Date: Wednesday, Jan 28

Time: 10:30 a.m. - 1:30 p.m.

Teacher: Durinda Biesman

Class fee: \$15

Kit fee: \$86

Who doesn't love a HEART quilt...this quilt is so joyful and The Lovely Quilt pattern showcases the beautiful fabrics in Riley Blake's "Sew in Love" new line. I always like to have a HEART quilt on hand for when someone is in need of a little comfort. Choose from four different sizes, from wall hanging to queen size. Finished sizes: Queen Quilt 82.75in x 89.75in / Lap Quilt 61.75in x 63.5in Table runner 21.5in x 58.25in



## OH SEW ORGANIZED

### CARRY ALL BAG

Date: Fri & Sat., March 6 & 7, 10:30 a.m.-5:30 p.m.


Prep Class: February 26,

2:30 p.m. - 5:30 p.m.

Teacher: Ruth Chord

Class fee: \$45

Tired of schlepping multiple bags of supplies to your quilting/sewing classes? Wish you had a way to organize everything you need so you can get your hands on it easily? This bag is the answer. It has lots of customizable pockets so you can store your rulers and patterns. A place to hang your tools, pen and glue sticks. Pockets for scissors, bobbins and thread. The front folds down for a handy ironing surface. You would be amazed at how much you can pack in this bag. Come join us for this class and get yourself organized for your next big sewing retreat. Bag making experience is required.



## SERGER CLUB

### WHAT! ANOTHER POUCH!

Date: Thursday, Feb 12

Time: 2:30 p.m. - 5:30 p.m.

Teacher: Gloria Rasmussen

Class fee: \$15

Yes, another pouch, but this time we're taking it to another level and sewing it entirely on the serger. Learn how to add decorative stitches using a flatlock seam (4thread) or add a decorative coverstitch if you have a (5 thread serger). Install a zipper using a 4 thread overlock machine. You will be amazed at how fast these fun decorative pouches can be stitched together.





# 2026 REGULAR & HOLIDAY STORE HOURS!



## REGULAR STORE HOURS:

Monday – Friday 10 a.m. – 6 p.m. • Saturday 10 a.m. – 5 p.m.

**SUMMER HOURS BEGIN:** Saturday May 26, 2026

Monday-Friday 10 a.m. – 5 p.m. • Saturday 10 a.m. – 3 p.m.

**Regular (Fall) Hours Resume / begin:** August 17, 2026

---

## HOLIDAY CLOSURES:

**January 19** - Martin Luther King Jr. Day

**February 16** – Presidents Day

**May 25** – Memorial Day

**July 3-4** – Independence Day

**July 24** – Pioneer Day

**September 7** – Labor Day

**October 12** – Columbus Day

**INVENTORY** – October 26

**November 26** – Thanksgiving

**December 25** – Christmas

**December 31-January 1, 2027** – New Years

# 2026 OESD DATES SEP. 15-19

# SOFTWARE CLUB 2026

## Building Blocks of v9 Software: Volume 3

9 sessions include: 6 sessions of Structure Class  
& 3 Help Me Workshop

**Yearly Fee: \$150.00** *(includes lessons, workshops and Code Card)*

The Software Club will be hosted in-store with teacher on the 4th Tuesday of the month unless marked\*\*\*or you can do it from the comfort of your own home by BERNINA on the Skill Hub website

*On-line Video and files are included - available for 2 years.*



### **BASIC BUILDING BLOCK: LETTERING**

Date: Tuesday, January 27

Time: 10:30 a.m.-1:30 p.m.

Teacher: Christine Fackrell

**For Creator**, let's look at lettering with an eye for creating a quilt label. In this lesson, you will learn how to choose lettering that will be appropriate for small lettering and how to make changes in lettering for a better stitchout, in addition to how to create a Quilt Label Template.

**For DesignerPlus**, you will learn how to get creative with lettering. Learn how to create special multi-colored lettering and textured lettering for special effects.

### **HELP ME WORKSHOP**

Date: \*\*Tuesday, February 17

Time: 10:30 p.m. - 1:30 p.m.

Teacher: Christine Fackrell

This workshop is to help you with digitizing your own thing or to dive deeper into digitizing techniques.

### **BASIC BUILDING BLOCK: EDITING**

Date: Tuesday, March 24

Time: 10:30 a.m. - 1:30 p.m.

Teacher: Christine Fackrell

**For Creator**, let's look at the basic types of fill stitches and the ways they can be edited to create special effects. We will also look at the basics of the Reshape tool when we edit objects.

**For DesignerPlus**, learn how to improve the quality of a design. Learn all the things you should check first before you click on Write to Card/ Machine.

### **HELP ME WORKSHOP**

Date: Tuesday, April 28

Time: 10:30 p.m. - 1:30 p.m.

Teacher: Christine Fackrell

This workshop is to help you with digitizing your own thing or to dive deeper into digitizing techniques.

### **BASIC BUILDING BLOCK: CREATING FROM PICTURES**

Date: Tuesday, May 26

Time: 10:30 a.m. - 1:30 p.m.

Teacher: Christine Fackrell

**For Creator**, let's create stitches from photographs and learn the basics of Color PhotoStitch. How do you decide on the number of colors, the resolution, the contrast, and the brightness? Make your stitches photo-terrific!

**For DesignerPlus**, let's explore Corel PHOTO-PAINT and learn different ways to edit photographs using this program in DesignerPlus software to create mixed-media projects.

### **HELP ME WORKSHOP**

Date: \*\*Tuesday, June 30

Time: 10:30 p.m. - 1:30 p.m.

Teacher: Christine Fackrell

This workshop is to help you with digitizing your own thing or to dive deeper into digitizing techniques.

### **BASIC BUILDING BLOCK: DIGITIZING**

Date: Tuesday, July 28

Time: 10:30 a.m. - 1:30 p.m.

Teacher: Christine Fackrell

**For Creator**, we will digitize two in-the-hoop projects for a favorite pair of scissors.

**For DesignerPlus**, the focus of this lesson will be on scanning fabrics to use a background for digitizing special designs.



# Aurifil Thread

Aurifil thread is prized for its high-quality, long-staple Egyptian cotton, mercerized for strength, softness, and beautiful sheen, making it machine-friendly and lint-free, while its variety of weights (like fine 80wt for detail, versatile 50wt for piecing, and textured 12wt for quilting) is crucial because each weight creates a distinct look, allowing quilters to achieve everything from invisible seams to bold, dimensional texture for truly versatile and professional projects.

## WHY AURIFIL IS SO GOOD

- **Premium Cotton:** Made from extra-long staple Egyptian cotton, it's incredibly strong, soft, and durable.
- **Mercerized Finish:** This process boosts luster, strength, and dye absorption, giving it a smooth, silky feel and vibrant color.
- **Machine Compatibility:** Engineered for performance, it works reliably across many machine types, reducing tension issues and lint.



- **Lint-Free:** The fine fibers result in minimal lint, keeping your machine cleaner.
- **Color Range:** Available in a vast array of colors, with spools color-coded for easy identification.

## IMPORTANCE OF DIFFERENT WEIGHTS

Different weights create different visual and tactile effects, essential for varied quilting styles:

- **80wt (Fine):** For super-fine, subtle details, delicate quilting, or when you want stitches to disappear.
- **50wt (Versatile):** The go-to for piecing (lays flat) and light quilting, offering a subtle, blended look that lets fabric shine.
- **40wt (Textured):** Adds definition and richness to quilting, great for all-over patterns, appliqué, and adding dimension without bulk.
- **12wt (Thick):** Creates bold, chunky stitches, perfect for hand quilting, embroidery, or machine quilting with a significant “hand-stitched” look and texture.

## THE KEY TAKEAWAY

Using the right weight transforms a project: fine weights create subtle beauty, while heavier weights add significant texture and visual pop, making Aurifil's range essential for quilters to achieve diverse and professional results, from invisible piecing to statement quilting.





## CLASS POLICIES

Classes here are to be fun for both teacher and student! By following a few rules we are able to run classes with the least amount of interruptions and cancellations.

- \*Class fees are due at registration.
- \*ONE WEEK CANCELLATION notice is required to refund or credit class fees. No refunds on visiting teachers, retreats, or special events.
- \*Be sure to get the materials list when you register. Please **READ AND PREPARE BEFORE CLASS.**
- \*All brands of sewing machines and sergers are welcome.
- \*Please turn off cell phones during class.
- \*Plan to be in your seat, machine set up and ready to learn on time.
- \*No kids in adult classes, no adults in kid classes.
- \*No pets are allowed in the store due to allergies. (Certified Service Dogs are always welcome.)
- \*Please, NO fragrances - many people are sensitive to scents.

## CLASS/EVENT REMINDERS

**REGISTRATION AND FEE POLICY:** The class fee is charged per participant. If spouse's or additional family members would like to attend, they must register separately and pay the individual class fee.

**CANCELLATION NOTICE:** If you are unable to attend class or an event, please extend the courtesy of notifying us in advance. This allows us to offer your spot to someone on the waitlist who would appreciate the opportunity. Thank you for your understanding!

## DISCOUNTS

Each class participant will receive a 10% discount on supplies purchased on the day of class. You receive 20% off during a retreat. This applies to all classes but excludes machines, software, and sale items. ("No Double Dipping!")

# COUPONS

Valid at both Provo & St. George Locations

JANUARY COUPON

**SPEND \$100  
GET \$20 OFF!**

One Coupon Per Customer • Some exclusions may apply • With Coupon • Valid January 2 - 31, 2026

FEBRUARY COUPON

**25% OFF  
BOBBINS**

One Coupon Per Customer • Some exclusions may apply • With Coupon • Valid February 2-28, 2026

MARCH COUPON

**25% OFF  
ALL AURIFIL THREADS**

One Coupon Per Customer • Some exclusions may apply • With Coupon • Valid March 2-31, 2026

APRIL COUPON

**25% OFF  
NEEDLES**

One Coupon Per Customer • Some exclusions may apply • With Coupon • Valid April 1-30, 2026