



Dave's
BERNINA

2017 N. 550 W. • Provo

801-374-5520

691 E. St. George Blvd • St. George

435-656-1498

www.davesbernina.com

BERNINA SPRING NEWSLETTER 2026 • PROVO

Dave's  **BERNINA**

AT YOUR SERVICE!



SEW WHATEVER



Date: Every Wednesday
(unless otherwise indicated, see schedule)
Time: 6:00 - 9:00 p.m. • Teacher: Staff
Class Fee: \$10.00 per session

Embrace the joy of sewing with friends at Dave's BERNINA on Wednesday evenings from 6 to 9 p.m. Bring your own project to work on — we're happy to answer questions and help you in any way we can.

The last Wednesday of every month will be dedicated to Angel Apparel. This program offers an opportunity to sew burial clothing for pre-mature, miscarried and stillborn babies. Bring your machine, materials will be provided.

SCHEDULE

MAY

May 6: Open sew
May 13: Open sew
May 20: Open sew
May 27: Angel Apparel

JUNE

June 3: Open sew
June 10: Open sew
June 17: Open sew
June 24: Angel Apparel

JULY

July 1: Open sew
July 8: Open sew
July 15 NO SWE
(Red, White & YOU Retreat)
July 22: Open sew
July 29: Angel Apparel

AUGUST

August 5: Open sew
August 12: Open sew
August 19: Open sew
August 26: Angel Apparel



PERMISSION to PLAY!

You're invited to join our Permission to Play events!

Bring your sewing machine and supplies to sew with us all day on our designated P2P (Permission 2 Play) days. These events are a fantastic opportunity to dedicate uninterrupted time to your sewing projects in a supportive and inspiring environment.

Come and enjoy the camaraderie and interaction with fellow participants. Share tips, get inspired by others' creations, and connect with a community that shares your passion for sewing. Our knowledgeable staff will be on hand throughout the day to assist you with any questions or challenges you encounter with your projects, offering expert guidance and support to help you achieve your creative vision.

DATES:

May 15, 23 & 29
June 6, 19 & 27
No events in July
(summer retreat)
August 8, 21 & 29

TIME:

10:30 a.m. to 4:30 p.m.
Teacher: BERNINA Staff
Cost: FREE!
Enrollment for P2P must be made PRIOR to class in order to attend.

COME PLAY WITH US!

Thread Heads

The Next Level Machine Embroidery Club



Take your stitching beyond the basics and join Thread Heads, our new advanced machine embroidery club! This bi-monthly gathering is designed for enthusiasts who are ready to push their machines — and their creativity — to the limit. We'll move past simple stabilizers and standard designs to explore the full potential of your embroidery unit.

In this club, we'll tackle complex projects and specialized techniques, including:

- **Multi-Hooping Mastery:** Learn how to accurately align and stitch designs that are larger than your largest hoop.
- **In-the-Hoop (ITH) Innovation:** Discover the magic of creating fully finished items — like bags, stuffies and tech cases — entirely within the embroidery hoop.
- **Textile Exploration:** Expand your repertoire by learning how to successfully embroider on challenging materials like leather, velvet, knits and sheer fabrics.
- **Advanced Utility & Decor:** Dive into specialized techniques like freestanding lace, cutwork and 3D appliqué to add professional texture to your work.

Whether you're looking to master the technical side of your machine or just want to find inspiration among a community of fellow makers, Thread Heads is the place to refine your skills and turn "what if" into "look what I made."

CLASSES & PROJECTS

Time: 10:30 - 1:30 (All dates)

Cost: \$125 for all 15 Classes

\$15 per class al-la-cart

May 19: Hats in the Hoop

June 2: No Class

June 16: Patriotic Table Runner

June 30: Vinyl Zipper Bag

July 14: Edge Edge Quilting

July 28: Large Embroidery Designs on

Clothing or Pillows

August 11: Boo Manor

August 25: Boo Manor

September 8: Sweet Pea Circle Bag


September 22: Sweet Pea Circle bag

October 6: Pie Banner

October 20: Letter to Santa

November 3: Letter to Santa

November 17: Christmas Gift card tags



2026 SUMMER RETREAT



DATES:
July 16, 17 & 18

TIME:
10 a.m. to 9 p.m.

COST:
\$40 Per Day (includes lunch)

The first annual Red White and YOU retreat will take place July 16, 17 and 18. This event is designed as a “PIGS” (Projects in Grocery Sacks, meaning unfinished projects) style retreat, so bring your sewing machine and prepare to accomplish your projects!

Get ready to pack your bags (and maybe a few snacks for the road), because this retreat promises three days packed with creativity, laughter and inspiration! Imagine the buzz of sewing machines, the friendly chatter between old friends and new, and the satisfying feeling of finishing those projects you’ve been meaning to finish.

Between “FREE” breakout classes where you can pick up fresh tips, silly games that will get everyone giggling and an endless supply of tasty treats, there will never be a dull moment. Whether you’re a seasoned stitcher or just looking to try something new, the Red White and YOU retreat is your chance to learn new skills, show off your handiwork and create memories that will last until next year’s get-together! Seats and dates are limited — reserve yours now.





BERNINA SOFTWARE CLASSES

V9 SOFTWARE MASTERY CLASS

Software V9 Creator owners can attend classes 1 & 2 and Software V9 Designer Plus (Full Version) can attend classes 1-4. Class is FREE with software purchase from Dave's BERNINA or \$300 if purchased elsewhere.

MAY 8
MAY 15
JULY 8

JULY 22
AUGUST 12
AUGUST 19

ALL CLASSES
10:30 a.m to
1:30 p.m.

SOFTWARE BUILDING BLOCKS

You will need current BERNINA V8 or V9 software, a laptop and a subscription to the skill hub for these classes.

DATES: Mondays or Tuesdays
(see schedule)

CLASS FEE: \$15

TEACHER: Stacie Dartnell

MONDAY CLASSES

10 a.m. - 1 p.m.

May 18

June 15

No classes in July

August 17

September 21

TUESDAY CLASSES

6 - 9 p.m.

May 19

June 16

No classes in July

August 18

September 22

BEYOND THE BASICS SOFTWARE CLASS

Classes for V8 & V9 Software Owners **TEACHER: Wendy Copus**

Have you taken your software classes and want to expand your possibilities? This class will help you go beyond the basics. It will include different types of projects and take you far beyond the basic abilities, refining your software skills.

Time: 10:30 a.m. to 1:30 p.m.

May 27: Cutwork

June: No Class

July 29: Color Photo Stitch

August 27: Auto vs. Manual Digitizing

WHAT'S NEW AT BU!

We're always excited to go to Bernina University to see all the NEW and EXCITING things that BERNINA is coming out with and what's new in the sewing, quilting and embroidery world! Sign up to come August 7 at 3:00 & 6:00 p.m. to hear all about it!



BU (BERNINA University) is the yearly BERNINA Conference where Dealers go to learn about all the new goodies coming your way!! From Machines to Designs, Feet to Techniques....there's soooo much to learn in such a short time! We'll bring the best to you in this fun show & tell event! Pre-order specials and sneak peeks too! Remember, BU isn't only about BERNINA products (as if there could be more!) We are so excited!! **Space is limited!**

MASTERY CLASSES

*Classes are included with machine purchase from Dave's BERNINA.
If purchased elsewhere, there will be a class fee.*

BLACK BOBBIN SEW

\$150 or included with purchase

DATES:

May 1, 5, 18 & 28
June 4 & 23
July 9 & 22
August 11, 21 & 25
September 2, 10 & 28

BLACK BOBBIN ADVANCE

DATES:

May 7
June 25
August 20

FEATURES

DATES:

May 7
June 18
No class in July
August 13

BLACK BOBBIN EMBROIDERY

\$150 or included with purchase

DATES:

May 21 & 27
June 1 & 24
July 10
August 3 & 28
September 9 & 25

BASIC SERGER CLASSES

DATES:

May 23
June 18
No class in July
August 22

SILVER BOBBIN SEW

DATES:

May 14
June 18
July 8
August 10
September 23

990 SEW

DATES:

July 7
August 13

990 EMBROIDERY

DATES:

July 21
August 20

990 QUILTING

DATES:

July 28
August 27

BEGINNING SEWING CLASS!

Dates: June 8, June 15, June 22, June 29

Time: 10:30 a.m. – 1:30 p.m.

Taught by: Kim McCloskey and Sarah Kellis

This class is for the true beginner and those who have a limited knowledge of sewing. We'll walk you step-by-step through the techniques you will need to make a series of small, functional projects that can be completed during the class (no homework required). Each project will increase in complexity, so that by the end of the series you will have a wide range of techniques in your toolbox. We will provide the sewing machines and you will provide the materials for the projects.

CLASS SCHEDULE:

JUNE 8: Lecture on machine anatomy, sewing supplies, pressing, and project prep.

Supplies needed: (this will be cut in class, ready to sew on June 15)

- 7/8 yard main fabric (cotton or flannel recommended)
- 3/8 yard cuff fabric

JUNE 15: Project- Speedy Pillowcase with French seams. (These make great gifts)

Supplies needed:

- Pins or mini fabric clips
- 50 wt. sewing thread to match the color of your main fabric (available in store)
- If you missed the first class, please take note of the supplies needed.

JUNE 22: Project – Lined Drawstring Bag

Supplies needed:

- 3 fat quarters (cotton fabrics)
- 2 yards grosgrain ribbon or twill tape (available at Hobby Lobby, Micheals, or Walmart)
- Large safety pin

JUNE 29: Project – Zipper Pouch

Supplies needed:

- ¼ yard OR 1 fat quarter for exterior (cotton fabric)
- ¼ yard OR 1 fat quarter for lining
- ½ yard fusible interfacing (such as Pellon SF101 Shape-Flex or fusible fleece, both available in store)
- 9" or longer all- purpose polyester zipper (Hobby Lobby, Micheals, or Walmart)

Specialty classes

Candy Wrapper Class

June 22 & August 24

10:30 a.m. to 1:30 p.m.

Cost: \$15

Teacher: Shawn Schouten

In this beginner-friendly class, you'll learn to turn candy wrappers or chip bags into zippered pouches. Bring a friend and create unique, fun bags for friends and family. Imagine the possibilities as you transform vibrant snack packaging into stylish accessories!



Whether you're a craft newbie or a DIY enthusiast, this workshop is all about laughter, creativity and making memories together. You'll leave with the skills to turn everyday trash into treasure — plus, your handmade pouches are sure to spark smiles wherever you go. Grab your favorite treats, share some stories and let your imagination run wild!

Take A Stand Class

September 4 & 5

10:30 a.m. to 5:30 p.m.

Cost: \$25

Teacher: Hilary Checketts

Stand-up totes in two sizes have an easy-to-install zippered top that opens wide for easy access to the contents. Each Take A Stand tote features an adjustable, detachable carrying strap and plenty of room for supplies and more. Two zippered pockets on the outside of the tote and two inner mesh pockets keep everything organized and easy to view.



The small Take A Stand tote make a perfect stand for the Tool Case in our Running With Scissors pattern. Just fold the Tool Case over so the inner pockets are exposed. Place the Tool Case "billboard-style" over the upright tote. You'll love the stability and easy access to all your supplies. The large tote will hold the Running With Scissors Tool Case and/or fabric, tools and more.

Serger Carpet Bag

September 4 & 5

10:30 a.m. to 5:30 p.m.

Cost: \$25

Teacher: Hilary Checketts

Unlock the full potential of your serger and move beyond the basics! This project is designed as a "technique showcase." Each panel of the bag features a different serger application, allowing you to master a variety of specialized feet and decorative capabilities. Whether you are a serger novice or looking to expand your skills, you'll leave with a beautiful bag and the confidence to use your machine for more than just finished edges.



Running with Scissors

August 14 & 15

10:30 a.m. - 4:30 p.m.

Cost: \$25

Teacher: Hilary Checketts

Handy zip-up tool case that will carry and store your rotary cutters, scissors and all your quilting notions. A variety of easy to access pockets in vinyl, mesh & quilted fabrics. This can be customized to fit your favorite tools and be made the way you love.



Create Your Own Design Class

May 31, July 1 & August 1

10:30 a.m. - 1:30 p.m.

Teacher: Wendy Copus

Bring your own laptop we will be using a machine simulator to create the design, load onto a USB, to sew at home. 7, 8 & 9 Series machine friendly class.


Baby Romper from Men's Dress Shirt

July 27

10:30 a.m. - 2:00 p.m.

Teacher: Sarah Kellis

Bring your own men's dress shirt and we will help you make it into a cute baby romper!



Show & Tell Quilt Club

Featuring Elizabeth Hartman's
 "Show and Tell" pattern

Teacher: Becky Weber

Dates: May 9, June 6, July 11 & August 15

Cost: \$25 per class

"Show me all your quilts!" Join us for a special 4-session quilting intensive where we bring Elizabeth Hartman's most charming forest friends to life. These critters are ready to show off their patchwork, and we're ready to help you finish yours!

Meeting all day Saturday once a month, this club is designed for those who want to dive deep and get things done. Whether you're working on the adorable foxes, bears or bunnies, you'll enjoy a full day of "conventional" patchwork piecing in a productive, social atmosphere.

WHAT TO EXPECT:

Expert guidance: Beckie Weber will be with you every step of the way, providing her expertise to help you master the detailed piecing and small-scale assembly required for these darling blocks.

- **The Saturday sprint:** With a full day of dedicated sewing time, the goal is to finish your blocks during class so you can stay on track to complete your quilt top by the end of the four months.
- **Sewing with friends:** Experience the joy of a quilting retreat once a month! Share fabric, tips, and plenty of laughs while you sew.
- **Show and tell:** In the spirit of the pattern, we'll have our own "Show and Tell" to celebrate our progress.

THE COZY COLLECTIVE: A CUDDLE FABRIC WORKSHOP

Teacher: Hiliary Checketts

Dates: June 9, July 21 &
 August 18

Time: 10:30 a.m. to 5 p.m.

Cost: \$25

Ready to master the softest fabric on the planet? Join The Cozy Collective, a hands-on series dedicated to conquering the world of "Cuddle" fabrics. If you've ever hesitated to sew with these plush textiles because of the stretch or the "fuzz," we are here to show you that with the right techniques, it's a total dream!



In this workshop, we'll move beyond the basics to create three beautiful, touchable projects. You'll learn how to tame the fluff, stop the "creep" and achieve professional results every time.

WHAT WE'LL CREATE:

- **The Quilter's Cuddle Quilt:** Discover how to handle larger spans of plush fabric to create a luxurious, heavy-weight quilt.
- **The Strip Baby Quilt:** Master the "Stitch and Flip" method — the fastest and most effective way to create a stunning, multi-textured baby gift.

- **The Plush Companion:** Put your skills to the test with 3D construction as we sew a darling stuffed animal, learning how to manage curves and bulk in soft fabrics.

WHAT YOU'LL LEARN:

- **Taming the textures:** The best needles, threads and "must-have" tools (like the walking foot) for success.
- **Precision cutting:** Tips for prepping your fabric to minimize "Cuddle dust" and keep your sewing space clean.
- **Stability secrets:** How to use pinning, clipping and stabilizers to ensure your seams never shift or stretch.



The Cuddle Quilt



The Plush Companion

Leave the stress behind and embrace the snuggle. Whether you're making gifts or something for yourself, The Cozy Collective will give you the confidence to sew anything soft!

EMBROIDERY Club WITH SHAWN!

Embroidery Club is designed for those who are new to machine embroidery. In this class, you'll learn the essentials of operating an embroidery machine from setup to stitching. Gain the confidence to create beautiful custom designs on fabric. Whether you're looking to personalize gifts, enhance your quilting projects or simply explore the creative possibilities, this class will provide all the foundational knowledge you need. Kits will be available for purchase at class.

ALL CLASSES \$99 • CLASS AL-LA-CART \$15

1

LECTURE: "UPLOAD/ DOWNLOAD DESIGNS: HOW DO I GET MY DESIGNS?"

June 23, 10:30 a.m. to 1:30 p.m.
August 6, 6:00 p.m. to 9:00 p.m.



5

TACK & TRIM APPLIQUE

August 18, 10:30 a.m. to 1:30 p.m.
September 3, 6:00 p.m. to 9:00 p.m.



2

LECTURE: "STABILIZERS AND MY FAVORITE TOOLS."

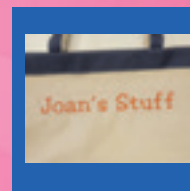
You don't want to miss this one!
July 7, 10:30 a.m. to 1:30 p.m.
August 13, 6:00 p.m. to 9:00 p.m.



6

PUT A NAME ON IT

All about how to place names on items.
September 1, 10:30 a.m. to 1:30 p.m.
September 10, 6:00 p.m. to 9:00 p.m.



3

BEGINNING PROJECT: LEARNING TO USE OUR MACHINE

July 21, 10:30 a.m. to 1:30 p.m.
August 20, 6:00 p.m. to 9:00 p.m.



7

ITH (IN THE HOOP) ZIPPERED BAG

September 8, 10:30 a.m. to 1:30 p.m.
September 24, 6:00 p.m. to 9:00 p.m.



4

CLOTHING

August 4, 10:30 a.m. to 1:30 p.m.
August 27, 6:00 p.m. to 9:00 p.m.



8

FREE STANDING LACE

September 29, 10:30 a.m. to 1:30 p.m.
October 1, 6:00 p.m. to 9:00 p.m.



9

MAKE-UP CLASS

October 13, 10:30 a.m. to 1:30 p.m.
October 15, 6:00 p.m. to 9:00 p.m.

MAY

All classes located at Dave's Bernina Provo Location unless otherwise indicated.

2026

Sun	Mon	Tue	Wed	Thu	Fri	Sat
					10:30 a.m. Bernina Black Bobbin SEWING Mastery Class	1 2
					10:30 a.m. V9 Software Mastery Series (4 Part Class)	
3	4	10:30 a.m. Bernina Black Bobbin SEWING Mastery Class	5	10:30 a.m. Embroidery Club (Spring Session)	6	10:30 a.m. Bernina Black Bobbin Advanced Mastery Class
			6:00 p.m. Sew Whatever Open Sew		10:30 a.m. Features Class	10:30 a.m. Permission to Play (P2P)
10	11	10:30 a.m. Bernina Black Bobbin SEWING Mastery Class	12	10:30 a.m. Embroidery Club (Spring Session)	13	10:30 a.m. Bernina Sliver Bobbin SEWING Mastery Class
			10:30 a.m. Create Your Own Designs Within Your Machine		10:30 a.m. V9 Software Mastery Series (4 Part Class)	10:30 a.m. Permission to Play (P2P)
17	18	10:30 a.m. Software Building Blocks	19	10:30 a.m. Embroidery Club (Spring Session)	20	10:30 a.m. Bernina Black Bobbin EMBROIDERY Mastery Class
	10:30 a.m. Bernina Black Bobbin SEWING Mastery Class	6:00 p.m. Software Building Blocks Club	6:00 p.m. Sew Whatever Open Sew		10:30 a.m. Sergers Carpet Bag	10:30 a.m. Sergers Carpet Bag
24	25	10:30 a.m. Bernina Black Bobbin SEWING Mastery Class	26	10:30 a.m. Bernina Black Bobbin EMBROIDERY Mastery Class	27	10:30 a.m. Bernina Black Bobbin SEWING Mastery Class
	HOLIDAY: STORE CLOSED, Summer Hours Begin Mon-Fri 10 a.m. - 5 p.m. Sat 10 a.m. - 3 p.m.		10:30 a.m. Beyond the Basics		10:30 a.m. Permission to Play (P2P)	10:30 a.m. Permission to Play (P2P)
31			6:00 p.m. Sew Whatever Angel Apparel			

JUNE

All classes located at Dave's Bernina Provo Location unless otherwise indicated.

2026

Sun	Mon	Tue	Wed	Thu	Fri	Sat						
	10:30 a.m. Bernina Black Bobbin SEWING Mastery Class	1	2	6:00 p.m. Sew Whatever Open Sew	3	10:30 a.m. Bernina Black Bobbin Advanced Mastery Class						
	10:30 a.m. UVQG Service Day					10:30 a.m. Bernina L890-L860 Serger Mastery Class						
						10:30 a.m. Show N Tell Quilt Club						
7	10:30 a.m. Beginning Sewing Class	8	10:30 a.m. The Cozy Collective: A Cuddle Fabric Workshop	9	6:00 p.m. Sew Whatever Open Sew	10	11	10:30 a.m. Permission to Play (P2P)	12	10:30 a.m. Permission to Play (P2P)	13	
14	10:30 a.m. Software Building Blocks Club	15	10:30 a.m. Thread Heads	16	2:30 p.m. Edge to Edge Basics	17	10:30 a.m. Sergers Basic Mastery Class	18	10:30 a.m. Permission to Play (P2P)	19	10:30 a.m. All 8: Embroidery Club Saturday Session	20
	10:30 a.m. Beginning Sewing Class		6:00 p.m. Software Building Blocks Club		6:00 p.m. Sew Whatever Open Sew		10:30 a.m. Bernina Sliver Bobbin SEWING Mastery Class				10:30 a.m. #8 FSL: Embroidery Club Saturday Session	
21	10:30 a.m. Beginning Sewing Class	22	10:30 a.m. Embroidery Club (Fall Session)	23	10:30 a.m. Bernina Black Bobbin EMBROIDERY Mastery Class	24	10:30 p.m. Bernina Black Bobbin Advanced Mastery Class	25	26	26	10:30 a.m. Permission to Play (P2P)	27
			10:30 a.m. Embroidery Club (Summer Session)		6:00 p.m. Sew Whatever Angel Apparel							
28	10:30 a.m. Beginning Sewing Class	29	10:30 a.m. Thread Heads	30								



CLASS POLICIES



Classes here are to be fun for both teacher and student! By following a few rules we are able to run classes with the least amount of interruptions and cancellations.

- *Class fees are due at registration.
- *ONE WEEK CANCELLATION notice is required to refund or credit class fees. No refunds on visiting teachers, retreats, or special events.
- *Be sure to get the materials list when you register. Please **READ AND PREPARE BEFORE CLASS.**
- *All brands of sewing machines and sergers are welcome.
- *Please turn off cell phones during class.
- *Plan to be in your seat, machine set up and ready to learn on time.
- *No kids in adult classes, no adults in kid classes.
- *No pets are allowed in the store due to allergies. (Certified Service Dogs are always welcome.)
- *Please, NO fragrances - many people are sensitive to scents.

CLASS/EVENT REMINDERS

REGISTRATION AND FEE POLICY: The class fee is charged per participant. If spouse's or additional family members would like to attend, they must register separately and pay the individual class fee.

CANCELLATION NOTICE: If you are unable to attend class or an event, please extend the courtesy of notifying us in advance. This allows us to offer your spot to someone on the waitlist who would appreciate the opportunity. Thank you for your understanding!

DISCOUNTS

Each class participant will receive a 10% discount on supplies purchased on the day of class. You receive 20% off during a retreat. This applies to all classes but excludes machines, software, and sale items. ("No Double Dipping!")

COUPONS

Valid at both Provo & St. George Locations

MAY COUPON

25% OFF
CORDLESS QUILTERS
COMPACT IRON

One Coupon Per Customer · Some exclusions may apply · With Coupon · May 1-30, 2026

JUNE COUPON

25% OFF
THE GYPSY QUILTER
PRESSER BAR 12"

One Coupon Per Customer · Some exclusions may apply · With Coupon · Valid June 1-30, 2026

JULY COUPON

30% OFF
STABILIZERS

One Coupon Per Customer · Some exclusions may apply · With Coupon · Valid July 1-31, 2026

AUGUST COUPON

25% OFF
BOBBINS

One Coupon Per Customer · Some exclusions may apply · With Coupon · Valid August 1-31, 2026