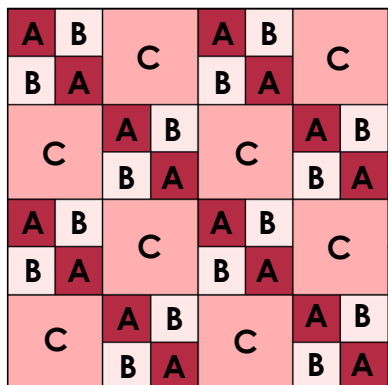


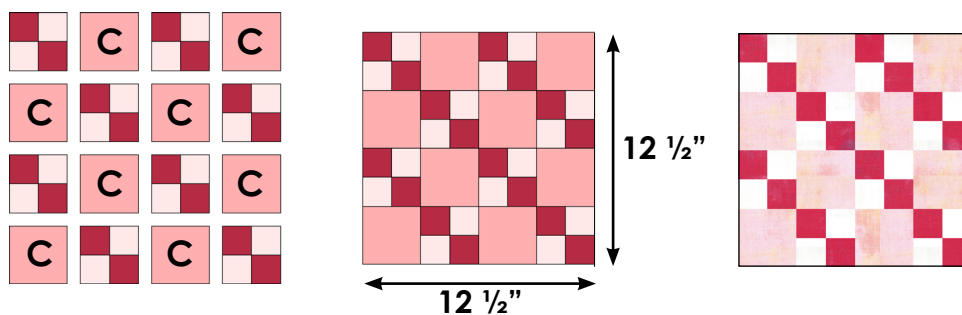
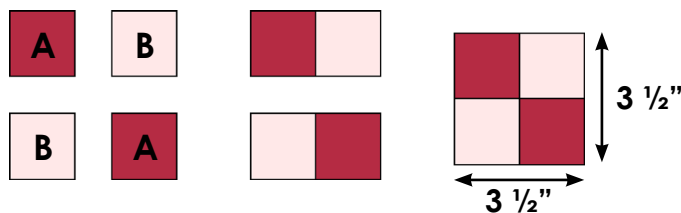
Cutting



A	(16) 2" squares. Grunge #30150 253
B	(16) 2" squares. Grunge #30150 101
C	(8) 3 1/2" x 3 1/2" squares. Grunge #30150 64

Assembly

- Begin block assembly by creating 4-patch units. Sew (2) A squares and (2) B squares into a 2 x 2 grid, alternating between prints. Press toward the darkest fabric.
- Repeat to make (8) identical 4-patch units measuring 3 1/2" x 3 1/2" unfinished.
- Lay out all 4-patch units created in the above steps and (8) C squares in an alternating pattern. Please note that A and B squares should create chains throughout the block running opposite directions.
- Sew the units together in (4) horizontal rows pressing toward the C squares.
- Sew the horizontal rows together to complete the block. Press to complete. Block should measure 12 1/2" x 12 1/2" unfinished.



Be sure to share your block and progress online!
#ModaStitchPink