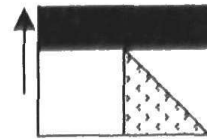
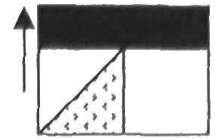


Step 10 – Undercover in Houston VII

Sew a 2½" x 8½" (2" x 6½") rectangle of fabric #4 to the top of all of the E and F units from Step 8 to make eight of each unit as shown at the right. Press the seam allowances toward fabric #4.

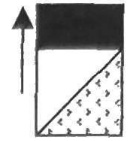


E unit
make 8



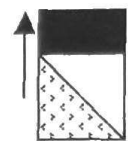
F unit
make 8

Sew a 2½" x 4½" (2" x 3½") rectangle of fabric #4 to a half-square triangle unit from Step 6 to make a K unit. Press the seam allowances toward fabric #4. Repeat to make two K units.



K unit
make 2


Sew a 2½" x 4½" (2" x 3½") rectangle of fabric #4 to a half-square triangle unit from Step 6 to make an L unit. Press the seam allowances toward fabric #4. Repeat to make two L units.



L unit
make 2

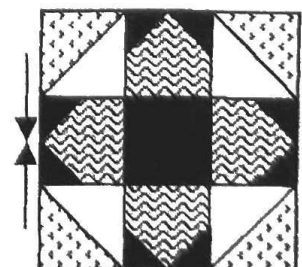
Step 11 – Undercover in Houston VII

Use the G and H units from Step 9 to piece eight Rabbit's Paw blocks. Press the seam allowances toward the G units, as shown by the arrows.



Rabbit's Paw
make 8

Use the I and J units from Step 9 to piece seven North Country blocks. Press the seam allowances toward the J units.



North Country
make 7