

MAKERS MAGAZINE



CREATORS CLUBHOUSE

3-DAYS OF SEWING,
QUILTING AND
EMBROIDERY!

MACHINE OWNERS RETREAT

OUR IN-DEPTH OWNERS
PROJECT WORKSHOP



the future is
handmade



TABLE OF CONTENTS



THE CLUB SERIES

Join the CClub. Create with Confidence.

06

THE CLASSICS

Our Byrne Sewing True Fit Classes

09

GARMENT SEWING

Start with a Good Foundation

10

BLOCK OF THE MONTH

Explore quilting block by block

16

CREATORS CLUBHOUSE

Royal flush of educators and creations

19

IN THE BAG

Become the most stylish maker

24



BE BOLD.

There is a moment every year when you can feel it. The air shifts. The light changes. And suddenly everything feels possible again.

Summer has a way of waking up our creativity. The windows are open, the days are longer, and the fabric shelves start calling your name a little louder. Those bold florals you thought were “too much” in February? Perfect. The punchy pinks, the electric aquas, the citrusy oranges? Absolutely yes. This is not the season for playing small. I always find that my projects take on a different energy this time of year. It feels lighter. More playful. A little less about rules and a little more about joy. A quick project before heading out to dinner. A bright new tote for farmer’s market mornings. A cheerful quilt block stitched while the kids run through the sprinkler.

Summer sewing does not have to be complicated to be meaningful. At Byrne Sewing, we believe creativity should feel alive. And nothing feels more alive than stitching with color that makes you smile the second you unfold it. Let this be the season you mix the bold stripe with the oversized floral. Let it be the season you finally cut into that fabric you have been saving. Fabric was never meant to sit quietly on a shelf. It was meant to be used. Loved. Turned into something that tells your story.

So here is your invitation. Open the windows. Turn up the music. Choose the brighter print. Make something just because it feels good.

-Jess

BELLA PAPER PIECING

MAY 2 | 10:30AM- 4:30AM | \$120 [Instructor: Sharon Curran]



Place Description Here

The Club Series

Join the Circle.
Create with Confidence.

Our Club Classes are the natural next step after your Customer Care courses. This is where knowledge turns into confidence. In Club, we take the techniques you have been introduced to and apply them to real, beautiful projects. You will stitch with purpose, explore features you may not have tried on your own, and gain the kind of hands-on experience that makes your machine feel like second nature.

Bernina Embroidery Club

June 20
July 11
Aug. 22

Conquer all the features and skill of your Bernina Embroidery Machine through fun and modern projects. Hands-on workshop taught by our expert Bernina expert.
[Instructor: Maryann Willard]
9:00AM-12:30PM | \$66



SEWING OFFICE

JUNE



WITH ORNAMENTS

JULY



ALL IN PIECES

AUGUST

IN THE CLUB GET STITCHIN'

Serger Club

May 20
June 17
July 22
August 19

Conquer all the features and skill of your serger through fun and modern projects. Hands-on workshop taught by our expert serger expert, [Instructor: Maryann Willard] 5:00PM-8:00PM | \$66



WONKY RUNNER
MAY



WOVEN TOP
JUNE



PRESENT RUNNER
JULY



COVERSTITCH CLUTCH
AUGUST

Embroidery 101

May 17
June 28
July 19
Aug. 16

Embroidery 101 is the perfect introduction to machine embroidery. Through a series of fun and practical projects, you will learn foundational skills that build confidence and creativity at the hoop.

[Instructors: Michelle Schopf & Carolee Rounsaville] 11:00AM-2:00PM | \$66.



E2E QUILTING
MAY



CUTWORK NAPKINS
JUNE



NOTEBOOK COVER
JULY



HALLOWEEN TILE SCENE
AUGUST

LET'S GET SOCIAL

Open Sew

Sometimes the best creativity happens when you simply sit down and stitch. Open Sew is dedicated studio time at Byrne Sewing where you can bring your own project, spread out, and enjoy uninterrupted making alongside fellow creators.

MAY 1 | JUNE 5
10:00AM-4:00PM
\$29 PER SESSION



Stay & Sew In-Store Retreat

Step away from the everyday and settle in for three relaxing days dedicated entirely to sewing. Our in-store retreat is the perfect opportunity to work on your favorite projects while enjoying great company and plenty of creative inspiration alongside your newest sewing besties.

JULY 15-17
10:00AM-10:00PM
\$229 PER SESSION*

BYRNE CLASSICS

Learn sewing fundamentals

Sewing 101



May Session: 5/4 | 5/11 | 5/18
June Session: 6/1 | 6/8 | 6/15 | 6/22
July Session: 7/6 | 7/13 | 7/20 | 7/27
August Session: 8/3 | 8/10 | 8/17 | 8/24

6:00 PM- 8:00PM | \$99 (per month)

Freestyle sewing with an expert

Sewing 201



May Session: 5/12 | 5/22 | 5/26
June Session: 6/9 | 6/30
July Session: 7/7 | 7/21 | 7/31
August Session: 8/11 | 8/25
10:30AM- 1:30PM | \$45 (per class)

May Session: 5/13
June Session: 6/10
July Session: 7/8
August Session: 8/12
4:30PM- 7:30PM | \$45 (per class)



BELLA QUILT COAT



AUGUST 29 | 10:30AM - 4:30PM | \$120

FLYING GEESE HOODIE

We will take a readymade sweatshirt, disassemble it, and add quilting before reassembling it. You can use quilt pieces from the paper piecing class or any other quilt blocks you may have. [Instructor Sharon Curran]

take the paper piecing Bella coat workshop first to learn to make flying geese accents



CONQUERING ZIPPERS

Get over your fear!! Learn to install 4 different style zippers. [Instructor: Lynn Beach]

June 3 | 12:00PM - 4:00PM | \$88



Pants Bootcamp (2 part series)

PANT BASICS

Frustrated because the pants you sew never quite fit the way you imagined? In this foundational class, Lynn will guide you through creating and fitting a muslin so you can truly understand your shape and adjust your pattern for a custom fit. [Instructor: Lynn Beach]

June 2 & 4 | 10:30 AM- 2:30PM | \$175

PANT CONSTRUCTION

Now that your muslin fits just right, it is time to turn that hard work into a finished garment. In Pant Construction, you will use the fitted muslin you created in Pant Basics as your roadmap to sew a polished pair of well fitting pants with professional construction techniques. By the end of the series, you will have a pair of pants that look as good as they feel. [Instructor: Lynn Beach]

June 16 & 18 | 10:30 AM- 2:30PM | \$175

Creating A Bodice

Using your measurements and design rulers, create a bodice sloper that can be used and reused in the future to create any design to fit. The foundation of pattern making.

[Instructor: Lynn Beach]

May 20 & 21 | 10:30 AM- 1:30PM | \$132



The Bondi Top

An absolute wardrobe staple and pairs perfectly with jeans, a great pair of fitted harem pants, or tucked into a skirt. [Instructor: Lynn Beach]

June 30 | 2:30 PM- 6:30PM | \$88

FAN FAVORITES

Q 16 PLUS ON HOOP FRAME

NOW \$9,499*
MSRP \$12,499



Q 16 ON ADJUSTABLE FOLDABLE TABLE

NOW \$6,999*
MSRP \$9,449



*Offer valid May 1-31, 2026 at any participating BERNINA Dealerships in the United States of America. Available while supplies last. Exclusions may apply. See store associate for details.

BERNINA
made to create

Byrne Benefits:

- FREE CUSTOMER CARE CLASSES FOR A LIFETIME
- DELIVERY & INSTALLATION
- OPTIONAL AT HOME MACHINE CLEANINGS
- OPTIONAL EXTENDED WARRANTY PLAN



Q 20 ON 10FT STUDIO FRAME

NOW \$13,499*
MSRP \$18,449



Q 16 PLUS ON HOOP FRAME

NOW \$9,499*
MSRP \$12,499

*Offer valid May 1-31, 2026 at any participating BERNINA Dealerships in the United States of America. Available while supplies last. Exclusions may apply. See store associate for details.

12
BERNINA
made to create

Byrne
sewing

Stitch Society

OUR AVERAGE
CUSTOMER SAVE
\$570 WITH OUR
MEMBERSHIP + ALL
THE OTHER PERKS!

**20
26**

BYRNE SEWING'S
EXCLUSIVE
MEMBERSHIP CLUB
GRANTS MEMBER'S
ONLY SAVINGS,
DEALS AND EVENTS

**New
Members:
\$299**

**Renewing
Member:
\$249**

Membership Benefits:

- 10% off daily purchases
- 20% off class enrollment fees
- \$100 off one sewing machine maintenance
- Free machine customer care courses on any current product
- Early access to sales
- Unlimited scissor sharpening
- 10% End of bolt discount
- Gift with purchase (while supplies last)
- Birthday gift: fill your membership bag for a special birthday discount!
- Exclusive members only event

Star Spangled Pillow

MAY 15 | 10:30AM- 2:30PM | \$88 [Instructor: Sharon Curran]



Block of the Month



Show & Tell

Show & Tell Block of the Month walks you through the process of creating Elizabeth Hartman's signature character filled quilt blocks one step at a time. Each session focuses on precise piecing, clever construction techniques, and the joy of watching these whimsical designs come to life. By the end of the program you will have a finished quilt full of personality and a new set of piecing skills to take into your next project.

Registration Fee: \$479

Includes:

- 12 months of hands-on workshops
- Tips & Tricks
- Exclusive Facebook group
- Printed Pattern

4th Tuesday of every month
(starting Sept. 22)

5:30PM-7:30PM

the future is handmade

There is something magical about watching a child sit down at a sewing machine for the very first time. Their feet barely reach the pedal, their hands are a little unsure, and then suddenly the needle starts moving and their face lights up. That moment never gets old. I do not believe every child will grow up to be the next Max Alexander, though if you have not seen his work you absolutely should. He is seriously impressive. But that is not the goal. We are not raising Instagram fashion prodigies. We are raising makers.

Sewing is not just about learning how to fix a button or mend a torn hem, although those life skills matter. It is about challenging kids to take what is in their wildly creative brains and bring it to life with their own two hands. It is about choosing fabrics that feel exciting, mixing colors that make no sense to anyone else, and turning scraps into something real. Sewing teaches patience, problem solving, confidence, and resilience. It shows them that mistakes are part of the process and that trying again is where the magic happens.

Sewing is not a dying art. If anything, the hunger to create has never been stronger. What may be fading are the brick and mortar spaces that fully believe the future is handmade and invest in teaching the next generation. That is why it matters so much that we invite kids into our sewing rooms. Let them dump out your scrap bin. Let them design clothes for their doll babies. Let them sew something crooked and wonderful and completely their own.

If you have a young sewist in your life, our kids and teen sewing summer camps are one of the best ways to spark that creative confidence. There is something powerful about learning alongside other young makers, surrounded by encouragement, color, fabric, and possibility. Camp gives them skills, yes, but even more importantly it gives them belief in what they can create. Kids are the most fun humans to teach because they are fearless. They are not worried about perfection. They are not obsessing over doing it the right way. They simply create. And if every sewist teaches just one young maker how to thread a machine and believe in their own ideas, this art will never fade.

The future of sewing is not complicated. It is sitting at your kitchen table, reaching for your fabric pile, ready to make something extraordinary.



(above) Caroline, Jess's Daughter, picking out her favorite fabrics



(above) Debbie Byrne, founder of Byrne Sewing, sewing on a serger at her family fabric store.

KIDS SUMMER CAMPS

Always on the Go

Get ready to stitch up the ultimate summer accessories. In Sew & Go Camp, young makers will learn the basics of sewing while creating fun projects like a tote bag, a water bottle carrier, and customized zipper pouches. No experience is needed and we provide everything, including fabric kits and sewing machines. AGES 7+.

Basic Camp Registration: **\$399**
Premium Camp Registration **\$649**
(includes a sewing machine to go home with at the end of camp)

June **23-26**
10:00AM-4:00PM



WATER BOTTLE CARRIER



DRAWSTRING BAG



CUSTOMIZED ZIPPER POUCH



BED ORGANIZER



PATCHWORK PILLOW



NIGHTSTAND TRAY

Room Makeover

Give your space a handmade glow-up at Room Makeover Sewing Camp. Young makers will learn the basics of sewing while creating a patchwork pillow, a bedside organizer, and a cute fabric tray to add a personal touch to their room. No experience needed. We provide everything including fabric kits and use of our classroom machines. AGES 7+.

Basic Camp Registration: **\$399**
Premium Camp Registration **\$649**
(includes a sewing machine to go home with at the end of camp)

August **4-7**
10:00AM-4:00PM



Creators Clubhouse

Your chance to try longarming at our Creators Clubhouse event!

LONGARM CLUB

Step into our Bernina Longarm Club, a lecture demo and open forum designed for Q Series owners ready to deepen their quilting knowledge. Together, we explore the many techniques and options available on both frame and sit down longarms, while sharing insights, tips, and real-world experiences. [Instructor: Maryann Willard]

MAY 7 & AUGUST 20 | 12:00 PM-2:00PM | \$44 PER SESSION

Creators CLUBHOUSE

Join us for the ultimate
sewing, quilting, embroidery, and serging PARTY

OCTOBER 8th-10th | 9:00am-5:00pm

Hosted at: Doylestown Rec Center | 425 Wells Road, Doylestown, PA 18901.

It's a full house:

- 3 full days of interactive sewing, embroidery, and longarm quilting
- 3 hands-on projects using the newest machine
- Top educators and machine experts to inspire you
- Exclusive deals and attendee gifts
- Clubhouse happy hour & entertainment



**Pam
Mahsie**



**Adam
Ratecliff**



**Kelly
Willams**

INDUSTRY BEST EDUCATORS

Limited Seating- You won't want to miss this royal flush!

includes kits, lunch, and classroom machine

Registration: \$299 (Value \$499)

*NOT STITCH SOCIETY ELIGIBLE






Highland Framed Art

AUGUST 1 | 10:30AM- 2:30AM | \$88

[Instructor: Tracy Whiteman]



QUILTING

FINISHING A QUILT



Finish your quilt with confidence in this technique focused workshop designed to take your project from quilt top to beautifully completed piece. [Instructor: Patty Eberle]

AUGUST 16 & 30 | 2:30 PM - 5:30 PM | \$132

CONQUER CURVES



Curved piecing does not have to feel intimidating. In Conquering Curves, learn a streamlined approach to stitching curved quilt blocks with little to no pinning or clipping of seam allowances. [Instructor: Michelle Schopf]

AUGUST 30 | 11:00 AM - 2:00 PM | \$66

QUILTING 101



New to quilting and not sure where to begin? Quilting 101: Cutting & Piecing is the perfect starting point to learn the foundational techniques of accurately cutting fabric and piecing quilt blocks with confidence. [Instructor: Patty Eberle]

MAY 17, MAY 31 & JUNE 28 | 3:00 PM - 5:00 PM | \$132

SPILL THE TEA &



MOMMAS & MIMOSA

Celebrate the superstar mom or grandma you are at our Mommas & Mimosas Workshop, a full day of creative pampering. Spend the morning stitching a custom Momma sweatshirt, then unwind in the afternoon designing a beautiful floral arrangement to take home. Enjoy mimosas, charcuterie boards, and a day filled with creativity, laughter, and well deserved celebration.

MAY 9TH | 10:00AM- 3:00PM | \$149*



DO IT FOR (YOUR) DAD

Celebrate the father figure in your life with our Do It For (Your) Dad Workshop. In this fun beginner friendly class, you will create a fully customized dopp kit complete with a stitched monogram that matches Dad's style. No experience needed. We provide the machines, the kits, and the guidance so you can craft a thoughtful handmade gift he will use for years.

JUNE 13TH | 10:00AM- 1:00PM | \$79*



BYRNE FAMILY FUN WEEKEND

Byrne Family Fun Day is a celebration for the whole family and the incredible community of makers that has grown around Byrne Sewing. Enjoy sewing make and takes, games, bouncy houses, BBQ, sewing machine giveaways, and fun raffles throughout the day. It is a joyful summer gathering filled with creativity, laughter, and hands on fun for makers of every generation.

JULY 24-25TH | FREE ADMISSION



ME MADE FASHION SHOW

Me Made Fashion Show celebrates Me Made May and the incredible garments created by our Byrne makers. Join us for a fun runway style show where makers model the pieces they have sewn themselves. Byrne Bonus: Create your runway look using our Fableism fashion fabrics for a chance to win a Byrne Sewing gift card. Want to model your makes? send us an email at info@byrneseiwng.com

MAY 15 | 6:00 PM- 8:00PM | FREE ADMISSION

MARK YOUR CALENDAR

ON ALL OUR UPCOMING EVENTS



BRUNCHIN' WITH BERNINA

Brunch with BERNINA is our launch celebration for the newest machines and accessories revealed at BERNINA University. Join us for a morning of brunch while getting the first look at what is coming next from BERNINA. Every attendee will enjoy giveaways and door prizes, and your registration fee will be credited back to you at check in.

JULY 8 | 10:00 AM- 11:30 AM | \$10



BRUNCHIN' WITH BROTHER

Our launch celebration highlighting the latest innovations revealed at Brother's annual conference. Join us for a relaxed morning of brunch while getting the first look at the newest Brother machines, accessories, and creative technology coming soon. Every attendee will enjoy giveaways, door prizes, and your registration fee will be credited back to you at check in.

AUGUST 21 | 10:00 AM- 11:30 AM | \$10

Mommas & Mimosa

MAY 9TH | 10:00AM- 3:00PM | \$149*

A close-up photograph of a light grey sweatshirt with the word 'MAMA' embroidered in large, blue-outlined letters. The sweatshirt is paired with blue denim jeans. A white coffee cup is visible in the bottom left corner.

MAMA

*NOT STITCH SOCIETY ELIGIBLE



CLAM UP

The Clam Up Bag

Create the popular Clam Up Bag by Annie, a stylish and functional zippered pouch perfect for organizing sewing supplies, travel essentials, and everyday items. [Instructor: Lynn Beach]

AUGUST 21 | 2:00 PM- 5:00PM | \$66



Ultimate Travel

Ultimate Travel

Create the Ultimate Travel Bag by Annie, a spacious and beautifully structured bag filled with pockets and compartments. [Instructor: Lynn Beach]

MAY 8, 19, 27 | 4:00PM- 7:00PM | \$198



QUARRY TOTE

Quarry Tote

Sew the Quarry Tote by Noodlehead, a modern everyday bag featuring clean lines, functional pockets, and sturdy construction perfect for carrying your projects in style. [Instructor: Lynn Beach]

JULY 22 & 29 | 12:30 PM- 4:00PM | \$110



Bertie Wallet



Lucky Penny

Lucky Penny

Simple, slim wallet designed for cork fabric, leather or vinyl. [Instructor: Nancy Heintzelman]

MAY 28 | 11:00AM-2:00PM | \$66


The Bertie Wallet

Bertie Wallet by Sallie Tomato is sporty, and compact . Big on function, this design blends modern style with thoughtful details that make it incredibly versatile. [Instructor: Lynn Beach]

MAY 5 & 6 | 2:30 PM-5:30PM | \$132



Applique Tote



Applique Tote

Create a one of a kind tote in this beginner friendly workshop while learning the art of reverse appliqué to stitch and reveal a beautifully layered design [Instructor: Nancy Heintzelman]

JUNE 12 | 1:00 PM-4:00PM | \$66



Embroidered Beauty

Create a beautifully embroidered beauty and craft bag that is just as functional as it is stylish. Perfect for storing your favorite tools or packing essentials for vacation or your next quilting or sewing retreat, this project combines decorative embroidery with practical organization. [Instructor: Michelle Schopf]

JUNE 6 & 27 | 10:30AM-1:30PM | \$132

GOT THIS IN THE BAG

Zip It Up

Create the Zip It Up or Running with Scissors bag by Annie, a smartly designed organizer filled with customizable pockets to keep sewing tools, art supplies, cosmetics, and more neatly stored and protected. In this class you will learn Annie's signature bag making techniques while tailoring the pocket layout to perfectly fit your favorite tools. [Instructor: Lynn Beach]

AUGUST 18 & 26 | 3:00PM-7:00PM | \$175





Embroidered Clock

June 14 | 11:00AM- 2:00PM | \$66 [Instructor: Carolee Rounsaville]

“Thanks, I
made it!”

the best feeling ever

SCAN N CUT

IN PERSON - 11:00AM - 1:00PM - \$44

GHOUL GREETINGS HOLIDAY CARDS ARTSPIRA EXPERT BEACH TRUCK



AUGUST 2



JULY 12



JUNE 7



MAY 3





OVERSIZED QUILTED TOTE

FREE PATTERN
AVAILABLE AT
FABLEISM.COM

OUR TOTE IS MADE USING
PATTERNS FROM OUR FABLEISM
COLLECTION (AVAILABLE IN
STORE AND ONLINE)

EMBROIDERY

CRAZY QUILTING



Explore the playful art of Crazy Quilting as you mix fabrics, stitches, and creative embellishments to build one of a kind quilt blocks. This relaxed, creativity driven class is all about experimenting with fabric and thread while discovering the joy of expressive quilting [Instructor: Michelle Schopf]

JULY 11 | 2:00PM- 5:00PM | \$66

GRAFFITI EMBROIDERY



Add a playful twist to machine embroidery with Graffiti Embroidery, where stitched designs become your canvas. In this creative class you will embroider fun motifs and then use crayons to add bold, customizable color, creating unique "coloring style" placemats in any palette you love. [Instructor: Michelle Schopf]

AUGUST 28 | 10:30AM-1:30PM | \$66

PUFFY HOLIDAY RUNNER



Bring a little Christmas magic to your summer sewing! Stitch a bright and dimensional table runner using puff foam embroidery that makes every design pop. It's a fun, relaxed project with impressive results. [Instructor: Tracy Whiteman]

JULY 18 | 10:30AM-2:30PM | \$88

Create a clever Travel Checkers Set that rolls up for easy packing and fun on the go. In this class you will sew your own checkerboard and game pieces while choosing a custom color palette that reflects your personal style. [Instructor: Michelle Schopf]

AUGUST 8 | 11:00AM- 2:00PM | \$66

TRAVEL CHECKERS



Stitch a set of Notion Bags using fun in the hoop embroidery techniques that make these zippered organizers quick, easy, and completely customizable. Each bag features a clear vinyl window so you can easily see and organize everything from sewing notions to craft supplies. [Instructor: Michelle Schopf]

MAY 29 | 11:00AM- 2:00PM | \$66

NOTIONS BAG



Create a charming Freestanding Lace Gingerbread Castle using your embroidery machine while learning how simple and magical FSL techniques can be. With just a change of thread colors, this versatile design can be stitched to match any season or décor. [Instructor: Michelle Schopf]

JULY 30 | 1:00PM-3:00PM | \$44

GINGERBREAD CASTLE



Celebrate classic red, white, and blue style by creating the Americana Embroidery Pillow by Riley Blake. In this class you will combine decorative machine embroidery with simple sewing techniques to stitch a charming pillow that adds a touch of patriotic flair to your home décor.

[Instructor: Michelle Schopf]

AMERICANA DECOR



ITH BLOCKS

MAY 27 | 1:00 PM-4:00PM | \$66

Get a head start on the holiday season by learning how easy and fun it is to create embroidered greeting cards using your embroidery machine. In this festive class, you will stitch beautiful designs directly onto cards to create handmade holiday greetings that are truly one of a kind. [Instructor: Michelle Schopf]

SEASONS GREETINGS



PAPER ART

JULY 10 | 1:30 PM-3:30PM | \$44

Stitch a stunning embroidered Oceanic Scene and bring the beauty of the sea to life through embroidery. In this class you will learn in the hoop techniques to create a layered ocean themed design filled with texture, detail, and vibrant stitching. [Instructor: Michelle Schopf]

OCEANIC SCENE



APPLIQUE

JUNE 17 | 1:00 PM-4:00PM | \$66

B

ringing Batiks Back,

I never thought I'd see the day we'd be bringing batiks back. You all know I'm a modern fabric girl to the end.

Now don't get me wrong. Batiks are absolutely beautiful. The artistry behind them is incredible. But for a long time I felt like they just weren't speaking to my customer base the way they once had. Every fabric store slowly takes on the personality of its owner, and when I purchased Byrne Sewing the shop was filled floor to ceiling with batiks. Entire walls of them.

YEAH!



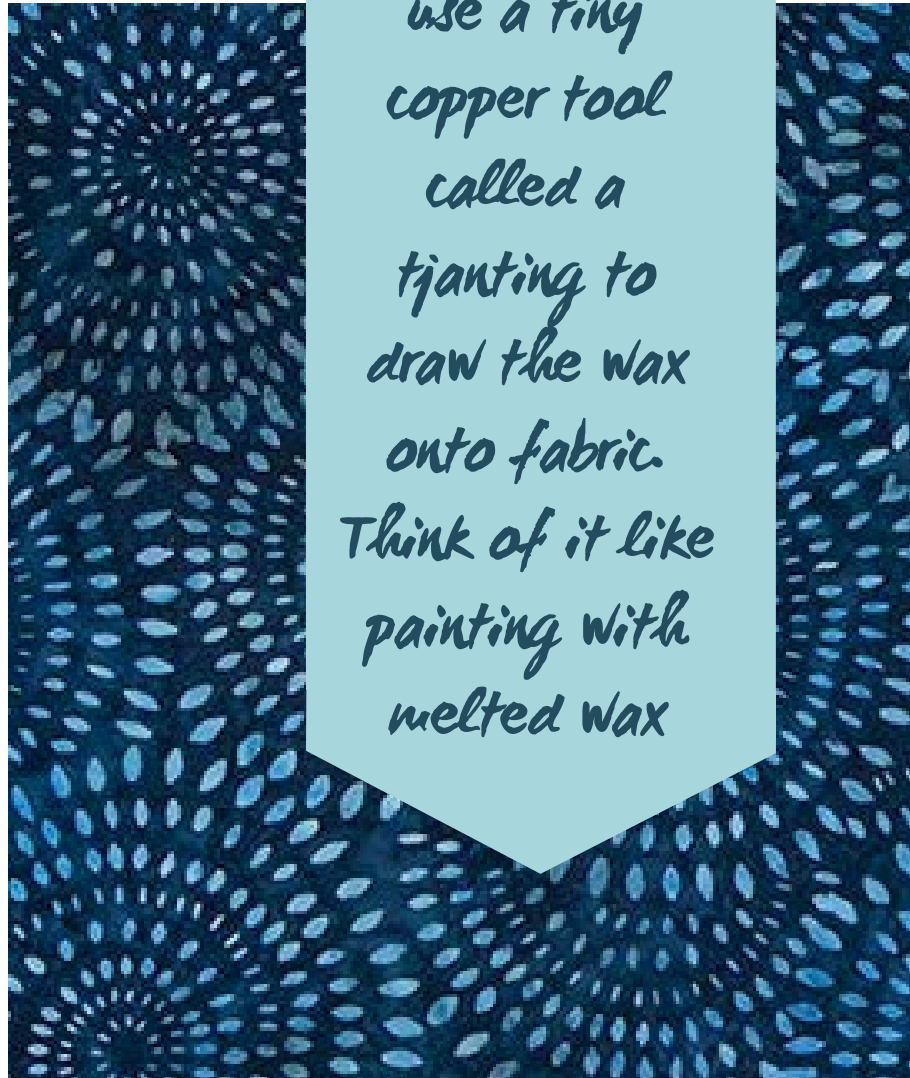
For most of my early years here, batiks filled our shelves. So when I made the decision to discontinue our batik section after taking over the store, it honestly felt like a bit of a grey cloud moment. In some ways it felt like I was removing a piece of the shop's identity. But I also felt strongly that a new generation of makers were asking for different fabrics, brighter palettes, and more modern styles.

But like everything in the creative world, what goes around always comes back around. So... we're bringing batiks back.

And this time they are returning with a fresh perspective. New colors, modern palettes, and the same beautiful craftsmanship that made them so special in the first place. Byrne Besties, you asked, and I listened.

Batiks are officially making their return to Byrne Sewing (in a BIG way).

Artisans often use a tiny copper tool called a tjanting to draw the wax onto fabric. Think of it like painting with melted wax



Twilight Garden

BLOCK OF THE MONTH
BERNINA 990 & 7 SERIES

BOBBINWORK | COUCHING | ITH QUILTING | DECORATIVE
STITCHING | SPECIALITY PRESSER FEET | APPLIQUE



Step into the beauty of Twilight Garden, a block of the month experience designed to showcase the incredible capabilities of your BERNINA while creating a quilt that feels as elegant and layered as a garden at dusk. Each month you will build a new block while exploring techniques that add texture, detail, and artistry to every stitch. This series features expert knowledge from BERNINA expert Maryann Willard, shared through inspiring in-person lecture demonstrations. Each session will walk through the techniques used in the upcoming block so you can learn directly from a BERNINA expert before bringing those ideas back to your own machine.

Throughout the program you will expand your skills with techniques such as precision piecing, decorative stitch quilting, couching, layered appliqué, dimensional thread work, and creative use of specialty presser feet. You will also learn how to take advantage of the advanced features built into the BERNINA 990 and 7 Series machines to elevate your quilting and surface design.

REGISTRATION FEE: \$599

Includes: Fabric kit (2 colorway options), 12 spool thread kit, 12-months of in-person classes, & skill hubs online classes (\$900 VALUE).

THE 4TH THURSDAY OF EVERY MONTH
6:00PM - 7:00PM (STARTING SEPT. 23RD)



RETREAT
HIGHLIGHTS:

Avener Owners Retreat

So you've brought home the incredible Brother Avener EV1. Now it's time to really play with it.

Our Avener Owners Retreat is where we go far beyond the basics covered in Customer Care classes and start exploring the features that make this machine truly jaw dropping. Think of this as the deep dive. The "wow, I didn't even know my machine could do that" moment. Together we will explore the powerful tools, smart technology, and creative features that make the Avener one of the most exciting machines ever built.

But this is not just a lecture. We learn by making. Throughout the retreat you will create a fun project designed to walk you through some of the most impressive capabilities of your machine so you can see exactly how and when to use them in your own sewing and embroidery.

At Byrne Sewing our promise on education does not stop after Customer Care courses. When you invest in a machine like the Avener, you deserve the confidence to truly use it. That is why this retreat is offered as a complimentary experience for all Byrne Sewing Avener owners.

AUGUST 9 & 10 | 10:00AM -4:00PM

REGISTRATION: **\$299** (COMPLIMENTARY TO BYRNE SEWING OWNERS)
REQUIRED CLASS KIT: **\$39**

*NOT STITCH SOCIETY ELIGIBLE

LEARN ADVANCED EDITING



INTEGRATED STITCH REGULATOR



HIGH-TECH FEATURES





thread painting

We are so lucky to welcome world renowned thread painting artist Joyce Hughes to Byrne Sewing. As a Bucks County native, it makes this experience even more special as we bring her incredible talent here to our creative community.

In this hands on workshop, you will learn the art of painting with thread as Joyce guides you through building dimension, blending colors, and creating lifelike detail using your sewing machine. This is your opportunity to learn directly from one of the best in the industry while creating a stunning piece of your own.



WITH JOYCE HUGHES

AUGUST 15 | 10:00AM-5:00PM | \$249 (INCLUDES FABRIC AND THREAD KIT)



Ultimate Travel Bag

MAY 8, 19, 27 | 4:00PM- 7:00PM | \$198 [Instructor: Lynn Beach]

422 EAST BUTLER AVENUE, NEW BRITAIN, PA 18901
WWW.BYRNESEWING.COM
215-230-9411

