




Ultimate Travel  
Bag  
Page 11







# INSIDE THIS ISSUE

- 4 ..... Byrne Classics
  - 6-7 ..... Home & Apparel
  - 8 .....Sewing plus Quilting
  - 11..... By Annie’s Afficianados
  - 12-14 .....Clubs
  - 14-15 .....Quilting and Embroidery
- \*Supply lists and class material needs can be found on the website under each class listing\*



- 1.Ultimate Travel Bag pg.11
- 2. Beginning Quilt Next Stepspg.14
- 3.Petal Pouch pg. 7





EXPLORE SEVERAL OF THE MOST UNIQUE TECHNIQUES THAT A SERGER CAN DO - SOME THAT YOUR SEWING MACHINE JUST CANNOT. FROM CREATING WIRE-EDGE RIBBONS TO ADDING SPARKLE TO FABRICS WITH BEADING AND SEQUINS, THIS EVENT WILL SHOWCASE THE BERNINA L8 OVERLOCKERS AND VARIOUS PRESSER FEET THAT WILL HELP YOU ELEVATE YOUR CREATIVITY. OTHER TECHNIQUES INCLUDE GATHERING OF SEVERAL DIFFERENT FABRICS, SERGER PINTUCKS, CURVE CUTOUTS AND APPLIQUE, CHAIN STITCH PIECING, AND CHAIN STITCH QUILTING PLAID.

**MAY 3RD & 4TH 10AM-4PM**

**\$89.99 (MACHINE, KIT, AND LUNCH PROVIDED)**



# Byrne's SEWING CLASSICS

## Sewing 101



\$80.00

### Beginner

This 4 week course teaches basics from cutting, pinning and zippers to sewing seam allowances.

Instructor: Lynn Beach

10 a.m. - 12 p.m.  
5/7, 5/14, 5/21, 5/28  
6/4, 6/11, 6/18, 6/25  
7/2, 7/16, 7/23, 7/30  
8/6, 8/13, 8/20, 8/27

6 p.m. - 8 p.m.  
5/6, 5/13, 5/20,  
6/3, 6/10, 6/17, 6/24  
7/1, 7/8, 7/15, 7/22  
8/5, 8/12, 8/19, 8/26

## Sewing 201



\$80.00

### Confident Beginner

This course works at your own pace with help along the way with day and evening classes available.

Instructor: Lynn Beach

4:30 p.m. - 7:30 p.m. 5  
/22, 6/26, 7/17, 8/28

10 a.m. - 1 p.m.  
5/23, 6/27, 7/18, 8/29

## Stitch & Mingle



\$80.00

### Confident Beginner

Regularly practice your sewing skills and mingle with other sewists, receiving targeted help as needed in this four week course.

Instructor: Lynn Beach

5/7, 5/14, 5/21, 5/28

6/4, 6/11, 6/18, 6/25

7/2, 7/16, 7/23, 7/30

8/6, 8/13, 8/20, 8/27 12:30 - 2:30 p.m.

## Sip N Sew



\$79.99

### All Levels

Grab the gals and join us for a night of wine and creativity! Machines, materials, snacks and vino all included!

7/19 6 p.m. - 9 p.m.

## Open Sew



\$20.00

### All Levels

Open Sew is an opportunity to come and enjoy freestyle sewing with other sewists and quilters.

6/7, 7/5, 8/2 10 a.m. - 2 p.m.





# FANCY FEET

## *For Your Serger*

This class is for Bernina L8 Series owners to take your serging to a new level. Join Kathy Shalda for our hands-on event, creating a travel crossbody, all while using Bernina's plentiful feet to transform your serging. This class is for Bernina L890, L860, or L850 owners only

**MAY 2ND 10 AM - 4 PM**

**\$59.99**



# SEWING & QUILTING *Home* & APPAREL

## Pocketed Apron



\$30.<sup>00</sup>

### *All Levels*

When you need a quick cover up or Hostess gift, make an apron! Perfect for the budding artist, kitchen helper, or Grill Master.

Instructor: Lynn Beach  
6/19 4 p.m. - 7 p.m.

## Jeans Workshop



\$90.<sup>00</sup>

### *Intermediate*

Learn to make these jeans, the best pair you'll ever wear!

Instructor: Lynn Beach  
8/10 10 a.m. - 7 p.m.

## Heather Hippo Stuffed Toy



\$40.<sup>00</sup>

### *Advanced Beginner*

Such a cute squishy, fun toy for you or your loved ones! Learn how to make an adorable stuffed 13" hippo

Instructor: Lynn Beach  
7/31 4 p.m. - 8 p.m.

## Simple Sack



\$30.<sup>00</sup>

### *All Levels*

Catalog-Make your own full-size (14"x 12"x 7") lightweight, washable, shopping bags. These useful sacks fold into their front pocket to save space, yet make it easy to be green.

Instructor: Lynn Beach  
5/1 10 a.m. - 1 p.m.

## Petal Pouch Bag



\$30.<sup>00</sup>

### *Confident Beginner*

This easy, fun to make wedge-shaped pouch can be made with the dresden plate style colorful fan, or your fashion fabric.

Instructor: Lynn Beach  
7/24 4:30 p.m. - 7:30 p.m.

## Mesh Drawstring Bag



\$20.<sup>00</sup>

### *Beginner*

A mesh bag is perfect for many applications. You can quickly sew a variety of sizes too!

Instructor: Lynn Beach  
5/16 10 a.m. - 12 p.m.



# SEWING & QUILTING *Home* & APPAREL

## Market Bag



\$20.00

### *Beginner*

Need a cute bag to carry the kids toys or extra clothes when you're out for the day? This is the class for you!

Instructor: Joyce Beck  
6/7 2:30 p.m. - 4:30 p.m.

## Easy Wallet



\$20.00

### *Intermediate*

These easy to make wallets have 6 pockets to carry your cards. These wallets can be made in a couple of hours too,

Instructor: Joyce Beck  
7/10 - 12 p.m. - 2 p.m.

## Autumn Leaf Quilted Pot Holder




\$40.00

### *Intermediate*

Decorate your kitchen with this easy to make pot holder. Bring your quilting friends for a few hours of sewing and leave with a functional decor piece.

Instructor: Joyce Beck  
8/7 10 a.m. - 2 p.m.

@thesewcialmediagal



Our social media gal and class catalogue creator has taken on learning to sew! Follow along on Instagram while she uses a Bernina 435!





# SEWING

plus

# QUILTING

## Christmas Tree in July



\$60.00

*Intermediate*

This class will help you master the curved piecing needed for this seasonal wall hanging.

Instructor: Dot Fabian  
6/8 10 a.m. - 4 p.m.

## Paper Piecing Year Round



\$30.00

*Advanced Beginner*

Each season/holiday, we will make a paper-pieced square for a pillow. This will let you change the front of your pillow through the seasons. Have a new coordinating pillow each month

Instructor: Carolee Rounsaville  
5/20,6/17,7/15,8/19 12 p.m. - 3 p.m.

## Interfaced Binding



\$30.00

*Intermediate*

Learn a different technique for applying a binding. This method is fun. We'll expand your skills of quilting. Best used on a project that has a solid fabric border.

Instructor: Dot Fabian  
5/15 12 p.m. - 3 p.m.

## Half Square Triangles



\$30.00

*Beginner*

In this class learn about making this versatile quilt block. You'll learn 3 ways (or more!) to make a half square triangle including how to trim them to size, advantages and disadvantages of some methods.

Instructor: Melanie Shelly  
6/5 1 p.m. - 4 p.m.

## Cutting, Piecing and Pressing




\$30.00

*Beginner*

This class will help you learn to more easily read a quilt pattern, accurately cut with a rotary cutter, get a precise seam while learning the advantages of different kinds of pressing found in patterns.

Instructor: Melanie Shelly  
5/29 3 p.m. - 6 p.m.

## Edge to Edge Quilting with Embroidery



\$30.00

*Intermediate*

Let's test out our Edge to Edge quilting designs and add that border function in our machines to make an elegant table runner.

Instructor: Michelle Schopf  
6/14 1 p.m. - 4 p.m.



# CREATE HOLIDAY WONDER WITH

# KIMBERBELL® NORTH POLE

TIER TRAY TWO-DAY MACHINE EMBROIDERY EVENT



July 24th and 25th

10 a.m. - 4 p.m.

\$219.99



At Kimberbell's two-day machine embroidery event, you'll receive the Attendee Project Kit to make a beautiful Christmas display with 12 dimensional projects:


- ◆ SANTA & MRS. CLAUS STUFFIES
- ◆ MILK & COOKIES MINI PILLOW
- ◆ NAUGHTY OR NICE LIST
- ◆ RUDOLPH PORTRAIT
- ◆ SANTA'S WORKSHOP HOOP
- ◆ SNOWFLAKE FAIRY LIGHTS
- ◆ SMALL & LARGE HOLIDAY PARCELS
- ◆ 3D TREES (3 SIZES)



STITCH 12 DESIGNS IN 4x4, 5x7, AND 6x10 HOOPS!



# IN-STORE RETREAT



**ENJOY TIME TO SPEND JUST SEWING AND MAKING WITH FELLOW CREATORS. SPEND THREE DAYS IN OUR CLASSROOM SPACE WORKING ON ALL THOSE PROJECTS! YOU'LL HAVE AMPLE ROOM TO SPREAD OUT, USE OUR IRONING BOARDS, AND CUTTING TABLES. WE WILL BE PROVIDING LUNCH AND DINNER FROM VARIOUS DOYLESTOWN FOODIE PLACES! TO ALLOW FOR AMPLE SEWING SPACE, THIS RETREAT HAS LIMITED SEATING AVAILABLE.**

**AUGUST**

**14TH-16TH, 2024**

**10AM-10PM**

**\$225.00**

**422 E BUTLER AVE,  
DOYLESTOWN, PA**



# By Annie's Groupies

Afficionados

## Clam Up Bag



\$30.00

### *Advanced Beginner*

We will make the Medium size Clam Up bag in class, but the technique is the same for any size you choose. An optional strap with swivel hook can be added.

Instructor: Lynn Beach

8/9 3 p.m. - 6 p.m.

## Courtside Duffle



\$120.00

### *Advanced Beginner*

Spacious backpack/duffle bag for the racket sport player or traveler, it can go easily to the gym, across town, or under the airplane seat.

Instructor: Lynn Beach

5/24 1p.m. - 5 p.m.

5/29, 6/12 10 a.m. - 2 p.m.

## Pack It In



\$80.00

### *Intermediate*

Organize your stash, closets, or suitcase with these handy multi-sized cases.

Instructor: Lynn Beach

8/21, 8/28 10 a.m. - 2 p.m.

## Ultimate Travel Bag



\$90.00

### *Beginner*

Perfect for the weekend or to keep your most important items with you on the plane. The Ultimate Travel Bag is a versatile handled bag for the overnight or weekend traveler.

Instructor: Lynn Beach

6/20, 6/28, 7/19 10 a.m. - 1 p.m.



# My Design Center Club

\$20.<sup>00</sup>

*All Levels*

Join Michelle Schopf virtually for a new project every month using all the tools in My Design Center.

5/20,6/17,7/15,8/19  
10a.m. - 12 p.m.



May



June



July



August

S E R  
C C L

## Gail's Favorite Serger Tote



\$30.<sup>00</sup>

*All Levels*

Keep your things corralled with your newly serged bag. A zip pocket and outer pocket make it easy to keep track of your sunscreen and essentials. Instructor: Maryann Willard

6/12 5 p.m. - 8 p.m.

## Let's Take Cover



\$30.<sup>00</sup>

*All Levels*

Relax in style with a light summery coverup. Make use of knits and your serger to whip up this stylish wrapped cover

Instructor: Maryann Willard

7/18 5 p.m. - 8 p.m.

G E R  
U U B B

## Bolster Pillow



\$30.<sup>00</sup>

*All Levels*

Get ready for the summer with a perfect bolster for relaxing this summer. A simple closure keeps it easy.

Instructor: Maryann Willard

5/15 5 p.m. - 8 p.m.

## Just Stuff It



\$30.<sup>00</sup>

*All Levels*

Pieced quilt blocks and fun techniques, all on your serger, make this bag a cinch.

Instructor: Maryann Willard

8/22 5p.m.-8p.m.



# BERNINA EMBROIDERY CLUB

## Longarm Quilter Club

\$25.00

*Beginner*

Join Maryann Willard and other Byrne longarm owners for tips and tricks as well as essential care of your longarm machine. Topics will vary.

6/4,8/20 5 p.m. - 7:30 p.m.



### Beach Tote Bag



\$30.00

*All Levels*

This totebag is perfect for the beach. Sand and water falls right through and your embroidery will brighten the coming summer days.

Instructor: Maryann Willard

5/22 10 a.m. - 1 p.m.

### Perfect Patches



\$30.00

*All Levels*

Create free-standing patches that you will be able to apply to hats, bags, clothes or suitcases!

Instructor: Maryann Willard

6/15 9 a.m. - 12 p.m.

### Easy as Pie



\$30.00

*All Levels*

Summer calls for picnics and pie! Protect your hands with these hot pads that look good enough to eat!!

Instructor: Maryann Willard

7/13 9 a.m. - 12 p.m.

### Take Note



\$30.00

*All Levels*

It's reverse applique! And it's cork! Try your hand at this new technique and fabric.

Instructor: Maryann Willard

8/17 9 a.m. - 12 p.m.



# Scan N Cut Club

\$35.00

## All Levels

Join Michelle Schopf every month virtually for a new Scan n Cut project to expand your skills.

5/20, 6/17, 7/15, 8/19

12:30 p.m. - 2:30 p.m.



# 3 B EMBROIDERY CIRCLE

\$20.00

## All Levels

Join Michelle Schopf for a new project every month

5/30 10 a.m. - 12 p.m.

6/21 2 p.m. - 4 p.m.

7/13 1 p.m. - 3 p.m.

8/22 12 p.m. - 2 p.m.



May- Gnome Pillow



June- Snap Tabs



July- Embroidered TShirt



August- Earrings

# Quilting Classes

## Creative Quilt Bindings



\$30.00


## Beginner

Michelle will teach you several different ways to bind your quilts using all the tools that you already have at hand.

Instructor: Michelle Schopf

6/22 - 10 a.m. - 1 p.m.

## Beginning Quilt Next Steps



\$25.00

## Confident Beginner

After you have learned piecing of a quilt top, learn about the next steps to put that quilt together. The course focuses on the method and skills to make a quilt. A finished project will not be done in class.

Instructor: Patty Eberle

6/12 - 2:30 p.m. - 5 p.m.

BYRNE SEWING | SUMMER 2024



# EMBROIDERY CLASSES

## Embroidered Pocket Fitted Blouse



\$80.00

### *Beginner*

Create a front button fitted blouse with embroidered patch pockets.

Instructor: Lynn Beach & Michelle Schopf

8/23 , 8/30 3 p.m. - 7 p.m.

## Summer Dragonfly Rope Coasters



\$30.00

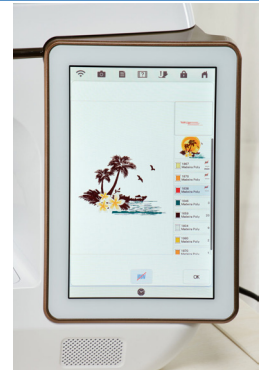
### *Intermediate*

These coasters are fun and easy! We'll start by using the sewing side of our machine and move over to the embroidery side once the coasters are finished.

Instructor: Michelle Schopf

5/16 1 p.m. - 4 p.m.

## Making Tech Easy



\$30.00

### *Intermediate*

Let's take out the scariness of using technology! We'll learn purchasing designs on-line, downloading and transferring them. We will go over how to update or upgrade your machines. Open to all machine brands.

Instructor: Michelle Schopf  
6/18 5 p.m. - 7 p.m.

## Stabilizer 101



\$20.00

### *Beginner*

We'll cover everything you need to know: from choosing the correct stabilizer for your project through how to hoop it for a fabulous finished project!

Instructor: Michelle Schopf  
5/24 - 10am-12pm

## Butterfly Window



\$30.00

### *Confident Beginner*

Let's create a beautiful butterfly in a transparent window. We'll use some unconventional materials to create this project.

Instructor: Michelle Schopf  
7/19 1 p.m. - 4 p.m.



CREATE 3 LUXURIOUS PROJECTS!

KIMBERBELL®  
*Day at*  
**the Spa**

ONE-DAY EVENT

IN-STORE



May 11th  
10 AM to 4 PM



# Byrne Sewing's Store & Class Policies

## MACHINE CARE COURSES

Guide classes are FREE classes which we offer to familiarize you with all the different facets of your machine or software. We offer FREE instructional guide classes on all of the machines and software that we sell. Give us a call or email us at [info@byrnesewing.com](mailto:info@byrnesewing.com) and we can send you a link. You must have taken your guide classes or have a good working knowledge of your machine before you can sign up for regular classes! Bought your machine elsewhere? Classes are available for a fee!

## REGISTER TODAY

Please sign up for classes at least 1 week in advance. Registration can be done by phone, in person, or online at [byrnesewing.com](http://byrnesewing.com)

## CLASS REGISTRATION

It is necessary to pre-register for ALL classes. You may register in-person or by phone. Payment must be made in full to assure your place in class. We need this commitment from you in order for our classes to run as smoothly as possible and so that our teachers can properly prepare for class. BE SURE AND ASK FOR YOUR SUPPLY LIST! In many cases it is necessary to do things ahead to be properly prepared for class, so be sure and check your supply list ahead of time!

## REFUND POLICY

We must make our commitment to teachers one week prior to the start of their class. Therefore, refunds are available when your cancellation is made at least ONE WEEK PRIOR TO THE FIRST CLASS. No exceptions. In the event that a class must be cancelled, individuals will be contacted and given a full refund.

## MACHINE REPAIR

Our full service department has certified and qualified technicians on staff. We repair all makes and models of sewing and/or embroidery machines. We also repair most makes and models of sergers and vacuums. Friendly reminder...machines should be serviced once a year!

## IMPORTANT REMINDER

If you have purchased a machine or software at Byrne Sewing and have not received your FREE basic instructional guide classes, please give us a call. Don't forget the guide classes are FREE when you purchase your machine from us and are a requirement before taking regular classes. SIGN UP TODAY! When you take your FREE guide classes, you are eligible for a 20% discount on machine accessories.

## BAD WEATHER POLICY

In inclement weather, all students will be notified if the class is canceled. A new class date will be scheduled. If you are unable to attend the rescheduled date, a full refund will be issued.