



# Stitches in the Sand

## September 2023

**MEETING DATE: September 14th at the Norman P. Murray Center and Zoom at 7:00pm.**

### Programs

This month's speaker is Libby Williamson "Fiber Artist & Teacher"

Growing up with artists as parents, Libby Williamson explored many ways of creating, and this is reflected in her fiber art today. With complex layers of fabric, paint, dye, print, thread, and more, Libby's work surprised viewers with the abstract detail you see when you get in close. She completed a four year study in printmaking and art education which earned her a BA in Fine Art and is a credentialed Art teacher in New York, and California.



Her Unique, Mixed -Media Artworks have been exhibited in Museums, Galleries, and Quilt Exhibitions world wide. In addition to making art for juried exhibitions and sale, Libby teaches mixed-media art quilting and sewing to students of all ages in her studio in Orange, California, and at art retreats, museums, guilds, and art stores across the world. Libby has been featured on Quilting Arts TV, and The Quilt Show.

Hand-sewing, free-motion machine stitching, painting, dyeing and printing on fabric all find their way into Libby's art. " My approach to art and sewing is very loose, joyous, and forgiving." In Libby's world, not much can outshine paint caked beneath her fingernails, glue in her hair, and a bowl of ice cream!

Visit Libby Williamson's website for more info: [www.libbywilliamson.com](http://www.libbywilliamson.com)

Join us for at 4:00 pm for "Dinner with the Speaker" at Wood Ranch BBQ & Grill located at 28016 Greenfield Drive, Laguna Niguel, CA Please text your RSVP to Margie (949) 233-3350 by Tuesday September 12, 2023.

Happy Quilting  
Margie Bushaw  
1st VP/Programs

Upcoming Speakers:  
October: President 's Quilt Reveal  
November : To Be Announced  
December: Holiday Program

### Inside this issue:

President's Message	2
From the Past President	3
Nominating Committee	3
Photos from August	4
Fall Tea & Tour	7
Bee Thankful Challenge	9
Sewing Room Tour	10
Quilters' Marketplace	13
Things to Do	13
Note from the Treasurer	14
Quilt Show 2024	15
Friendship Circles	16
Sunshine & Shadows	16
Upcoming Speakers	16
Monthly Mini	17
Opportunity Quilt Travel	17
Workshops	18
Philanthropy News	19
Show and Tell	20
From other quilt guilds	20
August Show and Tell	21
Block Party—Hearts	22
Membership Form	23
Advertisers	24
For Sale by Quilter	27

*Connect with us on social media to join in the fun :*

<https://www.facebook.com/Beach-Cities-Quilters-Guild-105189137693733>  
Or Members Only Group  
<https://www.facebook.com/groups/672436387018111>

*BCQG's Board Meeting is held the Third Thursday of the Month via Zoom.*

## From the President

It is September and I am working on projects for our upcoming Tea and Tour on Saturday, September 30<sup>th</sup>, which is one of my favorite events the Guild hosts. I always get wonderful organizational and decoration ideas from our Hostesses. My challenge piece has had a few setbacks and a seam ripper was involved, but I am nearing the finish line and very happy with where it is going. I hope that you enter something also, even a simple block in a design that brings you joy and a grateful heart for this hobby we all love so much. Additionally, I need to have a few quilt tops edge-to-edge quilted in the coming months so I can enter 2 of them in our Quilt Show next spring. Do you stack-up quilt tops with good intentions and then just look at them for a while? I need to get mine moving closer to the finish line, so they don't resemble the bed in "The Princess and the Pea" story. There just aren't enough hours and working full-time definitely hampers my productivity. Sewing with friends helps move the needle on projects and if you are not doing this, please see the lovely Karen Bean at our Friendship Groups table. I recently had a stay-cation week and made the goal to sew with a girlfriend every day - which made me want to quit my job, join friendship groups, yada-yada. Russ is a little worried. ☺ In the meantime, I will continue to putter on my sewing projects a little every day and find happiness in what I can accomplish. Fall is coming, Halloween is around the corner and all the fun holidays are ahead for us to get together during and make gifts for others.

This is my last article as President of BCGQ and I am so truly honored to have been in this lovely volunteer position. I highly recommend both the VP of Programs job and the President's role, which are very fulfilling. My sewing sisters on the Board have been kind, encouraging, supportive and understanding. Many, many thanks to them for the past year and lending their time. I encourage you to get involved with Margie's events and committees because we are definitely going to have FUN.

Cheers,

Keri Follmer  
2022-23 BCQG President



## *From the Past President*

### President's Quilt

Thank you to everyone who took the time to attend a quilting bee and quilt some stitches on Keri's quilt. It all looks so good! From the reports I was given, it sounds like you had fun too! Many thanks to the hostesses who offered up their homes for a week as well, Karen Brewin, Julie Patterson Eileen Campbell and Jan Hirth. It's a huge commitment and I'm so thankful to these wonderful and generous women.

I'm pleased to report the quilting was finished early! Yay! Now to make the quilt even more special with the appliqué and finishing touches...

Jennifer Morgan, Past President

## *Nominating Committee*

The Nominating Committee met on Tuesday, August 8th, at the home of Marsha Burns. The following is the slate of officers for 2023 - 2024, that was approved by the Committee, to present to the general membership for a vote in September.

### Proposed Slate of Officers for 2023-2024

President - Margie Bushaw

1st VP Programs - Donna Wester

2nd VP Membership - Judy Ward

3rd VP Facilities - Norah Dopudja and Marti Ryncarz

Secretary - Janet Crothers

Treasurer - Syntheia Nagel

Parliamentarian - Jennifer Morgan

Past President - Keri Follmer

### Nominating Committee

Marsha Burns

Julie Greenspan

Martha Hurlburt

Elaine Pappas Puckett

Patricia Pardo

Janice Trumbauer


Marian Mapes, Parliamentarian

# Photos from August Meeting

Kayley Rose



# Photos from August Meeting



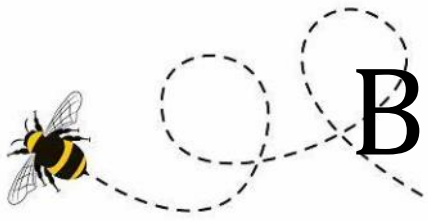
*Glenna Anderson*



# Photos from August Meeting

Hanne Lohde





# Bee Thankful

Saturday, September 30, 2023

The Fall Tea and Tour is less than a month away, and we hope you are planning on joining us! It is always one of the Guild's most fun events. We will start by going on a sewing room home tour...five of our members are generously opening up their sewing rooms for us to tour. It's always so inspiring to see the spaces where we create! Then we will end up at the Murray Center for lunch, and to view the challenge items and raffle baskets. It's a day of friendship and quilty fun! See you there!

Maggie Thompson and Jennifer Morgan, Chairs

## **Ticket Sales**

Donna Wester and Martha Hurlburt still have a few tickets to sell. The last day to buy tickets is the September guild meeting. You can also contact Martha directly. The price is \$40 per ticket. She cannot take checks through the mail however. The tickets are necessary to enter the homes on the tour as well as the luncheon at the Murray Center.

## **Challenge Kits:**

The challenge items are due at the September guild meeting. We can't wait to see what you make! And you will get a gift for entering, made by us! Challenge rules and entry form are listed below.

Julie Greenspan and Jennifer Morgan, Challenge Chairs

## **Sewing Room Tour:**

As the guild prepares for the 2023 Tea and Tour, the excitement grows as this is always a fun event. We have 5 gracious ladies who have volunteered to open their sewing rooms and homes for us to visit and drool over. Those ladies are Teresa Thordarson(Trabuco Canyon), Nancy Lane (Foothill Ranch), Sharon Farley (Lake Forest), Sandy Corbin (Laguna Hills) and Anne Hicks (Laguna Niguel). Heaps of thanks for volunteering.

Each one of these ladies has a sewing room unique to their wants and needs. They all have fabulous stashes and so organized. You may feel you want to go home and reorganize! Three ladies have long arm machines. No more hints.

Now is the time to take a look at the flyer in the envelope with your ticket to plan your driving course. You can go in any order, whatever works best for you. You want to maximize the time at each home. Also, start getting together with other quilters to plan your carpool. CARPOOLING IS NECESSARY. Parking is always a problem plus it is a lot more fun going with a group.

If you do not have anyone to carpool with, please contact me. I will be driving to each home that day and can fit several in my car. If you are driving with a few empty seats, also contact me. I may be able to get those seats filled!!

The guild cannot thank these ladies enough. We know you will thoroughly enjoy becoming more acquainted with them and seeing the environment in which their fabulous creations are made.

Patricia Pardoen [patpardoen@gmail.com](mailto:patpardoen@gmail.com) (949) 370-4196



# Fall Tea and Tour Continued

## **Raffle Baskets:**

Looking to gather any and all finished Raffle Baskets and donations!

Liz and Wendy are putting together some remarkable baskets and fun items for the Tea and Tour. There will be all sorts of fun things from a Gift Card Tree to a work cart full of all sorts of notions and fabric to a picnic basket with wine! A basket filled with pre-cuts and the cutest Halloween basket you've ever seen! There will also be some of Jim's famous quilt racks that you will want for your home.

We will happily take your finished basket donations or arrange to pick them up by September 21, please be sure that you have an itemized list of contents and an approximate value for the label or one that we add for you.

You will also be able to purchase your tickets at the September guild meeting, ahead of the Tea so that you can get your name on them before you arrive.

The prices are:

6 tickets \$5

12 tickets \$10

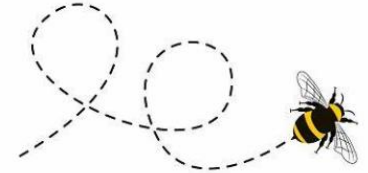
30 tickets \$20

(Cash preferred)

The more you purchase the bigger chance you have of going home with a wonderful basket! Tickets will also be for sale on the day of the Tea at the Murray Center.

Can't wait to see you there!

Wendy and Liz



## **Raffle Basket Information**

Maker or Group Donating?

---

Contents?

---

---

---

---

Approximate Value?

---

Please have item complete and turned into  
Wendy Price or Liz Pickering by  
September 14, 2023



## Bee Thankful Tea Challenge

We are so excited to kick off our Fall Tea Challenge “Bee Thankful”!

These wonderful wallhangings, garments and bags will adorn the room during the tea luncheon. It’s so fun to see how each member interprets the challenge theme and uses their fabric. The rules are simple:

- Members must buy a kit to participate. Kits will be available at meetings until sold out. \$15, cash or check only.
- Your entry must be inspired by our theme, Bee Thankful.
- You must use each of the three fabrics, a little or a lot, front or back, dyed or whatever! We just must be able to recognize it.
- You must include the two included charms, (the bee and the flower), a piece of the twine, and one hexagon shape. The shape can be appliquéd, pieced, quilted, drawn, embroidered, etc. The white fabric with the hexagon shape already on it does not count!
- Perimeter of the quilt should be no less than 48”, not greater than 160”.
- Patterns are WELCOME!
- form are included in your kit.
- Challenges will be **DUE AT THE SEPTEMBER 14, 2023 GUILD MEETING.**
- Awards, including Viewers Choice on the day of the event, will be given.
- Every entry will receive a “thank you for participating” gift made by us, for you!

Here is the bolt information for the Hoffman fabric should you need more than provided. (Or you can purchase an extra kit while available):

Orange: Hoffman 103 Apricot, color 198

White/Gray: Hoffman S4762 Gray, color 48

Floral: Hoffman U4987 Mulberry/Gold color 428



**\*A special thank you to Hoffman Fabrics for the wonderful fabric donation!**

Any questions? Please feel free to contact us at [jsm728@aol.com](mailto:jsm728@aol.com) (Jennifer) or [greenpanfamily@aol.com](mailto:greenpanfamily@aol.com) (Julie).

# Bee Thankful Entry Form

Member's Name \_\_\_\_\_ Phone Number \_\_\_\_\_

Name of Entry \_\_\_\_\_ Dimensions \_\_\_\_\_

Please Circle the following Categories that apply to your entry:

Machine Pieced   Machine Appliqued   Machine Quilted   Original Design

Hand Pieced   Hand Appliqued   Hand Quilted   Embroidered

Includes work from another person (Name) \_\_\_\_\_

Tell us something about your entry \_\_\_\_\_

\_\_\_\_\_  
\_\_\_\_\_

Turn in this completed form, pinned to your entry at the September 14, 2023

**BCQG general meeting.** Submission of the Challenge entry gives permission for the entry to be photographed and for the photograph to be included in the BCQG newsletter, website, social media and/or other medium.



# Sewing Room Tour

## HOSTESS BIOS

Since several of the ladies who are volunteering their sewing rooms for the tour, I thought it would be nice to know a bit more about them.

## SHARON FARLEY

I began sewing as a 10 year old 4-H'er. I was in 4-H for 10 years and loving the competition. I majored in Home Economics in college continuing my passion. When I went to graduate school I met a faculty person who became my friend and partner in crime. She was a quilter and tried her best to entice me. I held firm that I could sew anything but was NOT a quilter.

The year my mom passed I found quilt tops in a cedar chest. Unfinished! Sewn by my grandmother. I could not stand it. A work that was started and unfinished did not make sense to me. I reached out to my "Quilter Friend" to figure out what to do to finish them. Once again a student of hers! Together we problem solved. At that point I recognized that I cannot stand seeing works incomplete, never realizing the life they were destined! That was the green light for my friend. I was presented over and over challenges to rescue unfinished works. A sashing here, a border there. In this timeframe I moved and found myself in South County. What else is in South County - BCQG! I went to a meeting then another and another. For FIVE years I showed up because I was always so inspired by the art of the speakers. My mantra was that I loved the inspiration but I am not a quilter.

At the time of the pandemic I had NO stash. I was gifted many huge totes of fabric. I was home alone with you-tube, going nowhere and now I have a whole lot of fabric. I perfected half square triangles. I perfected 4 patches and 9 patches. I cut them up and disappeared them. On and on it went. There was a dear lady that kindly drove to my house representing BCQG and picked up what I was sewing for philanthropy. I'm forever grateful. I decided to do a challenge because everyone on you-tube kept talking about them and I thought "Why Not"? I did 100 blocks in 100 days. I finished early!

In 2022 I joined the guild. I'm super happy to support the good it does. I continue to be inspired for the speakers. I find the members friendly and supportive. I am in 2 friendship circles. And I still am in love with rescuing and finishing projects others lose interest in.

See you in September! Please carpool. My neighbors will thank you!!!!

## TERESA THORDARSON

My love of sewing started at 14 when my mother gifted by first sewing machine, a Kenmore. I made clothes, pillows, curtains, stuffed animals and did many alterations; I just loved it. Later after becoming a busy Mom and a few years away from my machine, I started up again in a big way when my daughter became a competitive figure skater. All of a sudden she needed a costume for every routine; Short Program, Long Program and Artistic and I needed a serger! The costumes were beautiful, elaborate, crystals and I loved it! The thing I loved the most is that her creative outlet was also mine, I was so proud of her but also a bit proud of myself. We got asked many times at competition where we got her dresses and when they found out would ask if I could make one for their daughter; the answer always I'm sorry but no. I was always too busy away from the rink with my other two sons, a husband and a business to take that on. Honestly, there were times she skated with a new costume that I wondered if the glue on the crystals was actually dry. My daughter is a grown up woman now, married and a successful producer in LA, again so proud of her. So, my machines were put away again for a few years.

Until...my amazing friend Tina Mudd introduced me to quilting. She talked about it often, knowing I was a sewer, but I really didn't think it was something I'd be interested in. When she invited me to the 2019 Tea and Tour, I decided to go because time with Tina was always well spent. The Tour was amazing and the Tea was such a good time, I won 2 huge baskets! I don't usually win anything, perhaps a higher power was nudging me. COVID hit just months later and although most of the world was looking to fill time I was heads down twelve hours a day in a business that doubled in just a matter of weeks. After a year of that I turned my attention back to quilting and finally finished my first quilt using fabrics from the basket I won at the Tea and Tour. It was nothing special, I didn't even use a pattern, in fact, I didn't know there were patterns, ha ha! I did one more without a pattern but once I discovered patterns and the guild, I was off and running. Now you can find me in my studio almost every evening, it is truly a happy place.

## NANCY LANE

My name is Nancy Lane, I have loved sewing and fabrics for as long as I can remember. I learned to sew from my grandma, she lived to be 106 years old and was still sewing and crocheting up until she was 100 years old. I attended Cal Poly Pomona and majored in Home Economics with an emphasis in Clothing Construction and Pattern Making. After graduating from college I worked at Disneyland Costuming for 18 years, I changed career paths in 1999, and began teaching Home Economics at my high school alma mater for 17 years. I made my first quilt 30 years ago... after retiring 7 years ago I have made too many

## Sewing Room Tour Continued

quilts to count... I love to make pieced quilt blocks (the smaller the piece the better) and sew them into quilts. My favorite quilt and fabric designers are Sherri McConnell, Chelsi Stratton, and Lori Holt... I may have a few more favorites... I love collecting vintage treasures to display in my sewing room. I am a mom, wife, grammy, and auntie... You can always find me in my sewing room when I am not gardening, cross stitching, playing pickleball, traveling, or spending time with my family. Happy Quilting! Have a great day!

### **SANDY CORBIN**

Like many quilters I started sewing in Jr. High. I have always had a love for fabrics. I began making quilts in the 70's and started taking classes in the 80's. I started using as many different fabrics as possible in a quilt, which led to my love of making "Scrappy Quilts". By the 90's I was obsessed with all things quilting. "Sandy's Designs" was founded in 2002 when I started creating patterns and teaching at local quilt shops. Beach Cities Quilters Guild has been an important part of my quilting life. I have served as President, V. P. Programs, Quilt Show Chair, and many other guild positions. It brings me great joy to share my passion for quilting. I like to keep it "FUN AND DONE".

### **ANNE HICKS**

Way back in 7th grade I learned to sew in Home Economics. I remember my first project - an A-line skirt out of blue duck cloth, and how I boldly cut right down the fold line as I cut out the pattern! I sewed most of my own clothes and my first job was in the fabric department of JJ Newberry's for \$1.45 an hour. When we got married I made my first and only quilt, our bedspread, out of all those scraps.

Then life happened - my career, other hobbies (mini schnauzers, gardening, cooking, card making) ....and a sewing machine that was notorious for breaking thread every time I tried to sew. I stopped except for "reluctant mending" and doggy toy repair for about 40 years.

My sister became a quilter, and she coaxed me into a road trip up to Carpinteria to see Roxanne's. I had never seen anything like the Kaffe Fassett fabrics or those restored Featherweights....and SEW it began about 4 years ago. Since then, I have learned and enjoyed so much! I started with jelly rolls - and then started going to classes - at Road to California, classes through Guilds, and private classwork with master longarmers. Two years ago, I got my own longarm and have had more fun learning about texture and how it enhances the piecing. I love free motion and ruler work. I joined BCQC in July 2022 and have thoroughly enjoyed participating in Philanthropy. Piecing and longarming for philanthropy is so rewarding!! This year's goals are to continue with philanthropy quilting, become comfortable with curved piecing and experimenting more with thread painting. My room - Pretty much everything is in a secondary bedroom - it is vacuum packed - but I love it!

I can't wait to have you come!

# Quilters' Marketplace

(Previously known as the Fabric/Rummage Sale)

- Survey
- Marketplace
- September Focus



Greetings from the Quilters' Marketplace!

**Survey:** Thank you to those who filled out the survey. We will have them at the Sept. meeting for anyone who didn't get the chance to give their input.

**Marketplace:** You may have noticed that we are adding into the marketplace, a few boutique items; fun gifts for someone special. Prices are reasonable and as with everything, all proceeds go towards our wonderful philanthropic organizations.

**September:** The Market will focus on fall fabrics. We have many prints that would make wonderful Thanksgiving table runners and napkins, or even a new apron to wear! Spread the word to your friends and invite them to shop at our meetings! If you need to shop mid-month, give me a call and we can make special shopping arrangements for you. 1-800-GOT FABRIC (Kidding.... 714-883-9499)

See you soon!

Creating your world colorful,

Patti, Donna, and Elaine

## Things to Do

### September

- |    |                                                                 |                                                                                                                             |
|----|-----------------------------------------------------------------|-----------------------------------------------------------------------------------------------------------------------------|
| 16 | Quilts for All Seasons—Flying Geese Quilters Guild's quilt show | <a href="http://www.quiltsforallseasons.com/">http://www.quiltsforallseasons.com/</a>                                       |
| 23 | Sewing Room Tour/Luncheon                                       | <a href="http://orangegrovequiltersguild.com">orangegrovequiltersguild.com</a>                                              |
| 24 | Old Town Tustin Home and Garden Tour                            | <a href="https://tustinhistory.com/tustin-home-and-garden-tour/">https://tustinhistory.com/tustin-home-and-garden-tour/</a> |
| 30 | BCQG Fall Tea and Tour                                          | <a href="http://www.beachcitiesquilters.org/tea--tour.htm">www.beachcitiesquilters.org/tea--tour.htm</a>                    |

### October

- |   |                                      |                                                                                                    |
|---|--------------------------------------|----------------------------------------------------------------------------------------------------|
| 7 | Old Town Temecula Outdoor Quilt Show | <a href="http://valleyofthemistquilters.com/new-page-1">valleyofthemistquilters.com/new-page-1</a> |
|---|--------------------------------------|----------------------------------------------------------------------------------------------------|

### November

- |   |                               |                                                                                                                     |
|---|-------------------------------|---------------------------------------------------------------------------------------------------------------------|
| 3 | Quilted Treasurers Quilt Show | <a href="http://www.fallbrookquiltguild.com/quilt-show.html">http://www.fallbrookquiltguild.com/quilt-show.html</a> |
|---|-------------------------------|---------------------------------------------------------------------------------------------------------------------|

# From the Treasurer

My dear fellow members, I have four items to report this month:

1. As I did last month, I will send out the link to the July Profit & Loss Report with the last snippet of the month - August 27th. I made a few changes to the report, the biggest is that I created two new lines that show how much sales tax we take in, and how much we pay out. As of January 2023, the State of California requires quarterly reports (and payouts) instead of an annual payment. And, our illustrious Special Event Treasurer, Karen Bean, has been on an extended vacation, so I wrote some Tea & Tour expense checks against our General account. Karen and I will move those expenses over to the Tea & Tour account when she returns.
2. The Budget Committee met on Sunday, July 30th to review the Committee Chair recommendations for the BCQG 2023-2024 Budget.



After almost two hours of discussion, and despite our best efforts, we are still looking at a deficit this - a Quilt Show - year. We agreed to dip into our cash reserves up to \$7,500 this fiscal year, if it is needed. And it is clear that we need to find additional revenue streams and/or further reduce expenses for the 2024-2025 fiscal year and going forward.

Key items that we changed:

**We have increased the Workshop fee for members from \$30 to \$35. All non-members will pay \$60 for our workshops. This will be effective with the November 2023 workshop**

We will continue to have three storage units, one for Philanthropy, one now for Ways and Means (their storage unit fee will come out of their monthly income), and our general unit that stores our records and event items.

We split out the Operations Expense line into two entries. Now, Operations expense is for required State fees, Tax Preparer fees, and P.O. Box fees. The SCCQG expense line originally was for mileage to meetings, but now all SCCQG meetings will be on Zoom. We moved our annual membership and insurance certificate fees to this line (no change financially).

## Things to keep in mind:

- Despite the pandemic, our guild managed not to dip into reserves.
- We did not have a Quilt Show in 2020, and then we moved it to a new location, a different date, and went from 3 days to 1 day and an evening event.

The Committee believes if we - as a guild - diligently advertise our upcoming Quilt Show, and have a discussion about other ways to reduce expenses in the future (i.e., going dark one month in the year, increase membership dues slightly, find local speakers to reduce hotel and travel expense, etc.) we can continue in a more fiscally responsible way.

Respectfully submitted:

Liz Pickering, Treasurer

Keri Follmer, President

Margie Bushaw, 1st Vice-President,

Jennifer Morgan, Past President and Co-Chair of the 2023 Tea & Tour

Margaret Gordon, Workshops committee and Co-Chair of the 2024 Quilt Show

Syntheia Nagel, Future Treasurer

3. The Board approved this budget on August 17th. I plan to send out a link to the new Budget the week of August 27th.
4. Our bylaws require that our members (that means YOU!) must also approve the 2023-2024 Budget, so **please make every effort to attend our September Guild meeting, even if it is just to vote!!** (But stay for Libby Williamson, I hear she is a hoot!) We must have 111 votes to have a Quorum, and we are averaging just under that number at our meetings. Every vote counts!

As always, please contact me if you have any questions, or might be willing to help our Guild's Budget next year by finding and applying for Grants.

Liz Pickering

# Quilt Show 2024

## LET'S GET READY TO "CELEBRATE COLOR" AT THE 2024 QUILT SHOW

Mark your calendars for April 26th and 27th.

Let's all pitch in to make the 2024 Quilt Show a huge success! Here are some things you can do...

Buy your Opportunity Quilt and Treasure Chest tickets early starting with the October Guild meeting. Purchase \$35 (42 tickets) and we will label and deposit your tickets for you! Cash, check or credit card accepted.

Start planning your Quilt Show entry. It's never too early! Turn in your submission forms at the December and January Guild meetings. Deadline is January 11, 2024. Entry form is available on the website or click [HERE](#).

Did you make an item for the 2022 Quilt Show Boutique? Need a great idea for a 2024 boutique item? We are gathering information and would love your feedback! Visit our Boutique Chair, Laurel Hathaway, at her table at the September Guild meeting or send her an [email](#).

Lastly, we need to fill 2 more positions on the Quilt Show Committee...**WE NEED YOU!**

Silent Auction - Coordinate the Silent Auction of high value items we anticipate will be donated to the Quilt Show.

Decorations & Signage - Prepare the signage needed to effectively direct our visitors to all the areas of the Quilt Show. Prepare minimal decorations.

This is a great way to get more involved in the Guild and meet lots of terrific people. If you're interested in a position or have any questions please contact one of our Co-Chairs, [Karen Brewin](#) or [Margaret Gordon](#).



Over 150 Quilts on Exhibit  
Opportunity Quilt Drawing  
Raffle Baskets  
Boutique & Vendors  
Auction Saturday 2:00pm

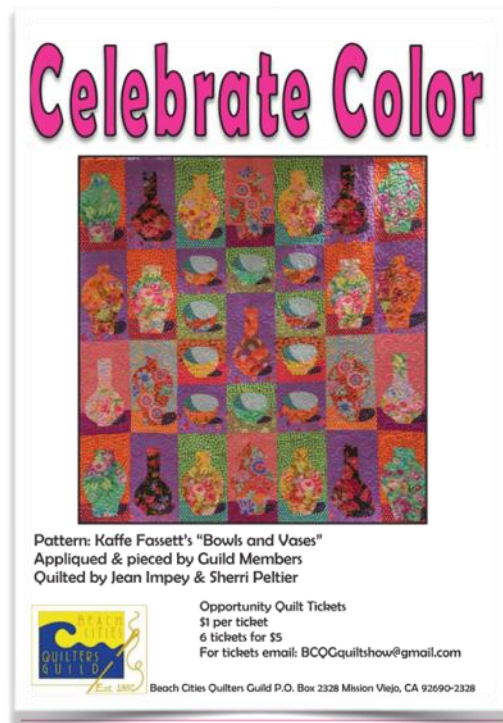
**Quilt Show**

**April 26 - 27, 2024**  
Friday 5:30pm — 8pm  
Fundraiser Preview \$25  
(includes access to Saturday Event,  
Wine Pull, Appetizers & More! )  
Saturday 10am — 5pm  
General Admission \$10


NO STROLLERS

Norman P. Murray Community & Senior Center  
24932 Veterans Way  
Mission Viejo, CA 92692  
Air Conditioned—Free Parking

For more information:  
Beach Cities Quilters Guild  
[www.beachcitiesquilters.org](http://www.beachcitiesquilters.org)



**Celebrate Color**



Pattern: Kaffe Fassett's "Bowls and Vases"  
Appliqued & pieced by Guild Members  
Quilted by Jean Impey & Sherri Peltier

Opportunity Quilt Tickets  
\$1 per ticket  
6 tickets for \$5  
For tickets email: [BCQGQuiltshow@gmail.com](mailto:BCQGQuiltshow@gmail.com)

Beach Cities Quilters Guild P.O. Box 2328 Mission Viejo, CA 92690-2328

## Friendship Circles

I would like to offer a 'short term' friendship circle specifically for making Crazy Quilt blocks.

My thoughts are that both hand and machine sewers are welcome, as well as hand and machine embellishers. I have made a few blocks both by hand and machine but I never got around to actually finishing the embellishments.

I know that the first thing a crazy quilter needs is strips, or scraps, of many different pretty and unusual fabrics. We can use everything, satin, taffeta, brocade, and velvet, wool suit scraps and more. I thought the first meeting we could get together, bringing whatever unusual fabrics each of us might have to cut and share, so we all have plenty of fabrics to choose from for our own blocks. It doesn't take much of any one fabric to make a crazy quilt block.

I mentioned this at a board meeting and Jean Impey suggested we have a display of finished blocks at the quilt show next year!

Janice Shaw has offered the meeting room at her condo complex so I think we will be able to accommodate sewing machines.

If you are interested, please text me your name and mention 'Crazy Quilt' and I will call you back as soon as possible to discuss a meeting time etc. There will also be sign-up sheets at the Friendship Circle table at the guild meeting specifically for this group.

Karen Bean



## Sunshine & Shadows

"Congratulations to past president LeAnn Goettel!!! After putting her husband through college and raising her three sons, she returned to college to finish the degree she started 43 years ago. LeAnn just recently graduated with a Bachelors in Science in Professional Studies with an emphasis in Health Services from Brigham Young University- Idaho. Way to go LeAnn!!!"

The only source for gathering information is through you. If you have something you would like to include in this column please contact me. Please include your name and contact information, and if about someone else, their name and contact information for verification.

Thank you, Debra Halverstadt

## Upcoming Speakers - Beach Cities Quilters

October 2023      President's Quilt Reveal

November 2023      To be Announced

December 2023      Holiday Program



## Monthly Mini



Our August Monthly Mini was won by Lupe Maher. Cute story here. Lupe was last years Monthly Mini Chair when Jean Impey donated her cute owl. And finally her month came up and Lupe was the winner!!

The month of September, getting ready for fall, we have a lovely wool applique pillow from Deborah Komatsu!



## Opportunity Quilt Travel

### BEACH CITIES QUILTERS GUILD NEEDS YOU!!

By now you have all seen our beautiful Opportunity Quilt. It is now time to take this quilt to other guilds to sell raffle tickets. The money we make on this quilt goes to support the guild in many ways such as securing speakers, paying for our wonderful meeting venue, just to name a few. So far, the quilt has been taken to a few guilds and all have raved about it. Everyone loves Kaffe Fassett patterns and fabric.

Now WE NEED YOUR HELP. The quilt has been booked to be shown at quite a few guilds and have some volunteers signed up to take the quilt. However, there are some dates that still need volunteers. They are:

Thursday Sept 7th	Acacia Guild - Buena Park (evening)
Thursday Sept 28th	OC Modern - Laguna Woods (evening)
Thursday Oct 5	Fallbrook Guild - Fallbrook (afternoon)
Monday Oct 16	North County Guild - Escondido (evening)
Tuesday Jan 9	Valley of the Mist - Temecula (evening)
Monday Jan 15	Canyon Quilters - San Diego (evening)
Tuesday Feb 20	South Bay - Torrance (evening)

Taking the quilt to other guilds is always fun. You can meet new quilters, see what fun things their guild is doing, get to hear great speakers. Go with friends and make an outing of it - quilt shops you might never get to shop at, have dinner and enjoy. Our quilt show is in April so there will be more guilds that I will be contacting. Carol and Kelly have taken the quilt and really have enjoyed the experience. They want you all to have the same fun.

Please contact us if you would like to volunteer to do this. We are waiting to hear from you!!

Patricia Pardoen	patpardoen@gmail.com	(949) 370-4196
Carol Gobrogge	cmgobrogge@gmail.com	(949) 291-3562
Kelly Counseller	Spartans @cox.net	(949) 361-4348



# Workshops

## Friday September 15, 2023 Libby Williamson

This class will be held at the Laguna Hills Community Center, 25555 Alicia Pkwy LH in the Physical Room on the first floor. Workshop is currently full but cancellations always occur. Contact [Margaret Gordon](#) for the waitlist

[Libby Williamson, a fiber artist, will teach a fabric collage class. Libby will be teaching at the Empty Spools seminar at Asilomar next year so this is a perfect opportunity to learn from an in demand instructor. Students will purchase a kit for the class from Libby for \\$35.](#)

Visit Libby Williamson's website for more inspiration: [Libby Williamson](#)



## Wednesday November 8, 2023 TBD

Oops! There are a few roadblocks that need to be circumvented before we can finalize the November workshop. Check the website and snippets for the most current information. The workshop will be held at the Norman P Murray Center on the Wednesday before the November 9<sup>th</sup> Guild Meeting.

## Workshop General Information/Locations

### NEW:

Only BCQG members can sign up during the first month that registration is available. Snippets, the newsletter, and the website will state that only members can sign up during that definitively stated time period. The Guild aims to open registrations three months in advance. Actual dates will be published in snippets, newsletter and on the website.

Please note that the online registration system is turned off on the guild meeting days so that we can accurately accept in-person registrations. The system is turned back on once we have reconciled all the in person and online registrations.

Workshops run from 10:00 AM -4:00PM Please arrive 15 -30 minutes early to set up your workspace. After the workshop chair helps the speaker and sets up the classroom, she will be happy to help you if you need assistance. Remember to bring your lunch/drink/snack for the LIMITED lunch break time.

Workshop Fees are usually \$30 per day. Starting with the November 2023 workshop, fees are \$35 for members and \$60 for nonmembers. Workshop description in the newsletter includes additional material/supply fees due to speaker.

[Workshops are held at the Norman P Murray Community Center Juniper room, 24932 Veterans Way, Mission Viejo, CA 92692](#)

**[Note: The September workshop is at the Laguna Hills Community Center, 25555 Alicia Pkwy LH in the Physical Room on the first floor.](#)**

You may cancel and receive a refund if you let the workshop chair (Margaret Gordon) know by email at least 45 days before the workshop. After that time, you will only be refunded if there is a person to fill your spot from the waiting list. We will issue a refund check after payment is received from the replacement for your spot.

# Philanthropy News

Wow! This month 99 quilts, 216 pillowcases, 20 NICU blankets, 20 bonding squares, 5 fleece blankets and 5 chicken aprons were gifted to our community!

## Philanthropy needs fleece!

1 1/2 yards x 60" cuts of cheerful, bright, soft, fun and sweet fleece for children ages 1-18. Help us support CAST, Child Abuse Services Team.

Check out their amazing services here:

<https://ssa.ocgov.com/abuse-reporting/child-abuse-services-team-cast>  
(<https://ssa.ocgov.com/abuse-reporting/child-abuse-services-team-cast>)

Our next **Operations Showers Of Appreciation**, supporting our military families, will be held **October 14th**. LOTS of baby quilts needed! Thank you!

## Going Back To Our Roots

The Philanthropy Team is working hard to make things more manageable. With the support of BCQG's board, will be implementing these changes starting in the month of October:

- We will be accepting **finished quilts only**. No tops, blocks or partially finished quilts.
- We will continue to offer baby and children quilt kits, they will include batting and must be returned quilted and bound.
- We plan to have a list of longarm quilters who are willing to donate their help on a limited basis. Members can then reach out to them for help finishing their quilts.
- We plan to demonstrate domestic machine quilting techniques at future Sew Day meetings to enable and encourage members to finish their quilts.
- We will continue to have NICU, pillowcase, Teddy bear kits and tops paired with batting, backs and bindings ready for quilting available at Sew Day and guild meetings.

**We appreciate your support as we navigate these necessary changes! : )**

## Our next Sew Day.. come and see our new location!

**Monday, September 11**

\*one week later due to Labor Day

10 AM - 3 PM

**Presbyterian Church Of The Master**

26051 Marguerite Pkwy, Mission Viejo, CA 92692

Corner of Oso and Marguerite

The parking lot of the church has entrances off Oso and Marguerite, enter at either but park near Oso if possible. Proceed to the courtyard at the center of the church. Someone will be there to direct you to our new, big, beautiful sewing space!

## Upcoming Sew Day dates:

October 2

November 6

December 4

January 8, 2024 \*one week later due to New Years Day

\*Sew Day is the first Monday of the month unless otherwise noted.

We will have quilt, pillowcase and NICU kits, batting and as always bins of free fabric! Show and Tell starts at 11, join us!

Start Where You Are. Use What You Have. Do What You Can.

Arthur Ashe

Julie Greenspan

[Greenspanfamily@aol.com](mailto:Greenspanfamily@aol.com)

## Show and Tell

August! How many projects have you made this year? Do you pick your projects by opening the drawer and picking one; or do you make a list of projects and do one at a time? For some reason there are always more projects than time!

We received a suggestion that we encourage people to bring their English Paper Piecing projects to Show and Tell. We think this is a great suggestion! So, all those that are busy with EPP please bring a block or a finished quilt. We really want to see your projects!

Stop by our table and we will provide forms for you to complete with info about your wonderful quilts.

Your Show and Tell Committee.  
Anne, Eileen, and Marsha

*If you have show and tell and not able to make the meeting or forgot to bring your quilt to share — please email [carelynn@me.com](mailto:carelynn@me.com) and you can be added to our monthly show and tell photos.*

## From Other Guilds

*Flying Geese Quilters Guild*

*Presents*

*“Quilts for all Seasons”*

*2023 Quilt Show*

*at*

*Norman P Murray*

*Community and Senior Center*

*24932 Veterans Way*

*Mission Viejo, CA 92692*

*Saturday, September 16*

*10 am - 4 pm*

*[www.QuiltsForAllSeasons.com](http://www.QuiltsForAllSeasons.com)*



# August Show and Tell



1



2



3



4



5



6



7



8



9




1. Susan Probst—100 Modern Blocks
2. Anne Hicks
3. Judi Nagel—Red Queen
4. Mary King—Pineapple
5. Mary King—Poolside Bag
6. Mary Ruth Huffer—Courtyard— Fabric Café
7. Carol Gobrogge
8. Gina Whitelaw—Civil War Sampler
9. Mandy Salzedo—Double Wedding Ring Quilt

# Block Party— Hearts

## Hearts – Quilt Assembly

### Layout:



### Fabric Requirements:

Fabric	Size
Sashing	½ yard
Corner Stones	16 2" squares (1/8 yard)
Borders & Binding	1 1/4 yard

### Cutting:

1. **Sashing**  
Cut 2" strips WOF  
Sub cut strips to 12.5"
2. **Corner Stones**  
Cut 16" squares for corner stones
3. **Borders**  
Cut 5 5" strips WOF
4. **Binding**  
Cut 5 strips 2 ¼" (or 2 ½") for binding

### Assembly:

1. **Arrange blocks**  
Arrange the layout of the blocks to your preference.
2. **Sashing**  
Sew a sashing strip to the right side of each heart block.  
For the left column of 3 blocks, attach a sashing strip to the left side of the block.  
Assemble the blocks to make a row of 3 blocks.  
-----  
Create 4 rows of sashing blocks with corner stones.  
Attach a row of sashing to each row of hearts.  
Attach these finished rows together.  
Attach the last row of sashing blocks to the bottom of the last row.
3. **Borders**  
Measure and size the left and right borders to quilt size and attach.  
Measure and size the top and bottom borders to the quilt.
4. **Finish**  
Quilt as desired and attach binding.

# Membership

To join the guild please print, complete and bring this form to the next meeting. You can also join online: <https://www.beachcitiesquilters.org/join-us.htm>.



## BEACH CITIES QUILTERS GUILD MEMBERSHIP APPLICATION / RENEWAL FORM

The information you provide will be used in the Beach Cities Guild directory. A completed membership application must be submitted no later than the December general meeting to be included in the directory for the current membership year. The directory is distributed to guild members and is not made available to other sources.

Name			<input type="checkbox"/> \$40 New Member <input type="checkbox"/> \$40 Renewal Membership # _____ <input type="checkbox"/> Check # _____ <input type="checkbox"/> Cash Date _____
<input type="checkbox"/> <i>If you are renewing your membership, please review your information in the last directory. Include any needed changes below or check the box to indicate that your information is current.</i>			
Address			
City	State	Zip	
E-Mail Address			
Home Phone#		Work Phone#	
Cell Phone#		Birthday Month _____ Day _____	
Emergency Contact (if desired)		Emergency Contact Phone Number	

Check Box to indicate that Beach Cities Quilters' Guild has permission to use your photo in hard copy and on-line publications. (for Example use of Show & Tell picture in the newsletter)

- BCQG is a nonprofit organization whose purpose is to provide a creative atmosphere, to share knowledge of methods and techniques, and to encourage each member's growth and talent in the field of quilt making and related subjects.
- Meetings are held the 2<sup>nd</sup> Thursday of each month at the Norman P. Murray Center, 24932 Veteran's Way, Mission Viejo.
- Social time begins at 6:30 pm with the General Meeting & Program from 7:00 pm to approximately 9:00 pm.
- Dues are payable prior to the start of each membership year, annually from October 1 through September 30.
- Please bring this completed form and your dues (check payable to BCQG) to the Membership Table at the General meeting or mail it to:

**Beach Cities Quilters Guild - Membership**  
**P.O. Box 2328**  
**Mission Viejo, CA 92690-2328**

Check Box to indicate that you have questions and/or would like to be put in contact with other guild members.

## Featured Advertiser

This year we are offering our advertisers a chance to tell you about their business.

This month we are featuring “**Sewing Center of OC**”.

The Sewing Center first opened in SoCal when we took over the last two “Fabric City” stores in September of 2001, one in Anaheim and the other in Temple City. Sadly, the fabric store was centered around a sewing machine department business model which was no longer viable in SoCal, so we closed the two locations. Subsequently, we became the Singer Sewing Center of Orange County and set up shop across the parking lot from M & L Fabrics where we sold Singer and Baby Lock machines and a limited selection of fabric. Some years later we had the opportunity to join forces with the Quilt Cupboard Quilt shop in Garden Grove where we enjoyed a long run of serving the sewing community and building our brand. We dropped the Singer brand and removed their name from ours, and we added the Elna line of sewing machines as changes in the sewing machine industry developed. When the Calico House Quilt Store sadly closed its doors, Sheri (the owner of the Quilt Cupboard) and I felt like their old location was a definite upgrade from our Garden Grove location. And as luck would have it, our lease was up so we moved to the wonderful city of Placentia and became neighbors again. Since then, we have added the Juki and Janome machine lines.

### Now for a few fun facts about the sewing center!

- Our motto is; We Will Make YOUR Day Better!
- We are the only shop in Orange County that always has a factory trained Tech on duty.
- We perform all repairs and services in our location, your machine does not leave our location.
- We service all makes and models of machines
- We sell Baby Lock, Elna, Juki, and Janome machines
- When we sell a machine, we always give a one-on-one guide class right then and there!

### We also sell Notions:

- Mettler sewing thread, Madiera serger threads, Sulky blendables quilting 30 wt. thread.
- We sell Schmetz and Klasse needles
- We sell Exquisite embroidery thread variegated, 60 wt. and 40 wt. in 1000 meter spools, and the most popular colors in the 5000 meter spools
- We sell the King Star metallic thread
- We sell a full line of embroidery stabilizers
- We sell the full line of Dime software and stock many of the magnetic hoops, tools, and fun gadgets
- We sell a large selection of accessory feet

Stop by the Sewing Center of OC, Steve would love to see you



**Sewing Center**  
OF ORANGE COUNTY  
Guaranteed best price on everything in the store!

www.SewingCenterOfOrangeCounty.com  
1239 EAST IMPERIAL HWY. PLACENTIA, CA 92870 1-714-993-2SEW

**baby lock JANOME elna JUKI®**  
**SEWING CENTER OF OC**  
Steve Shuman, Manager

1-714-993-2SEW (2739)  
info@sewingcenteroforangecounty.com  
1239 East Imperial Highway, Placentia CA 92870  
www.sewingcenteroforangecounty.com  
Facebook: <https://www.facebook.com/sewingcenterofoc>  
Twitter: sewingoc • Instagram: sewingcenteroc





**VISIONS ART MUSEUM**  
Contemporary Quilts + Textiles

2825 Dewey Road  
San Diego, CA 92106  
619-546-4872

Tues - Sat 10 to 4  
Sunday 12 to 4  
closed major holidays

*Estuary, detail, Melody Money*



*Jean Impey*  
**Long Arm Quilting Services**  
31182 Casa Grande Drive  
San Juan Capistrano, CA 92675  
Jean@SewJean.com  
714/815-7884  
Computerized, Edge to Edge and Custom work Available

**Diana's Stitchery**  
Longarm Quilting & Fiber Arts  
Creative Designs in Fabric

Diana O'Connor      23361 Cobblefield Mission Viejo, CA  
cell 978-239-7830      www.dianasstitchery.com




**Orange Quilt Bee**

*Pebble Gilb & Lisa Wiltse, Owners*

714-639-3245  
628 E. Katella Ave., Orange, CA 92867  
www.orangequiltbee.com  
email: oqbshop@orangequiltbee.com  
Hours: Mon-Thu: 10-8, Fri-Sat: 10-5, Sun: 12-4



**Moore's**  
Sewing Machines · Ceiling Fans · Vacuums  
Specialists in Sales & Service  
A Fourth Generation Family Business

MISSION VIEJO · 25390 Marguerite Pkwy · (949) 580-2520  
HUNTINGTON BEACH · 15041 Goldenwest St. · (714) 899-3222  
CORONA · 591 N. McKinley St. #106 · (951) 736-5457  
VICTORVILLE · 16210 Bear Valley Road · (760) 240-4477  
TEMECULA · 26490 Ynez Road, Ste. F & G · (951) 297-3796  
OUTLET CENTER · 22532 Avenida Empresa, RSM · (949) 829-9459

www.moores-sew.com

**PAL's** Sewing & Vacuum Since 1967  
www.PalsSewVac.com

 Dress the Globe

 **Handi Quilter**  
OFFICIAL RETAILER

 **Superior**

**(949)645-7257**

**JANOME elna melco**

**FREE** 5yr Protection/Service Plan  
with every new machine purchase

**FREE** In-Home Installation & Set -Up  
with Every Longarm Purchase

- \* **Lowest Price Guarantee**
- \* **In House Service of All Brands**
- \* **Free Service/Repair Estimates**
- \* **Same Day Service Available**

**Ask for 15% BCQG Discount**  
2299 Harbor Blvd  
Costa Mesa, CA 92626



**SEWING PARTY**

Contact : info@sewingparty.com  
instagram@sewingparty  
Shop : www.sewingparty.com



**Store Hours**  
 Monday, Wednesday & Friday: 10am - 4pm  
 Tuesday & Thursday: 10am - 3pm  
 Saturday: 9am - 2pm  
 Sunday: Closed

**Contact Us**  
 Phone: (951) 304-9787  
 Website: [sewtreasuredquiltshop.com](http://sewtreasuredquiltshop.com)  
 Email: [sewtreasured@stquiltshop.com](mailto:sewtreasured@stquiltshop.com)  
 Facebook: Sew Treasured Quilt Shop  
 Instagram: @sewtreasuredquiltshop

26855 Jefferson Ave, Suite D, Murrieta, CA 92563




**Sewing Center**  
**OF ORANGE COUNTY**  
 Guaranteed best price on everything in the store!  
[www.SewingCenterOfOrangeCounty.com](http://www.SewingCenterOfOrangeCounty.com)  
 1239 EAST IMPERIAL HWY. PLACENTIA, CA 92870 1-714-993-2SEW

**baby lock JANOME elna JUKI**

**SEWING CENTER OF OC**  
 Steve Shuman, Manager

1-714-993-2SEW (2739)  
[info@sewingcenteroforangecounty.com](mailto:info@sewingcenteroforangecounty.com)  
 1239 East Imperial Highway, Placentia CA 92870  
[www.sewingcenteroforangecounty.com](http://www.sewingcenteroforangecounty.com)  
 Facebook: <https://www.facebook.com/sewingcenterofoc>  
 Twitter: sewingoc • Instagram: sewingcenteroc



**HATHAWAY**  
**QUILTWORKS**

*Computerized Longarm Quilting*

- Precise edge-to-edge stitching by a Gammill Statler Longarm in a clean and professional quilting studio
- Countless E2E patterns available from our in-house catalog and vendor's website (save, review, share)
- Binding services by hand or machine; custom designed quilt labels
- Stitch Rewards and Friend Referral Bonus
- Share your quilting journey with us; beginners welcome

Laguna Hills Business Park  
 Near I-5 at Lake Forest & Moulton Parkway  
[hello@hathawayquiltworks.com](mailto:hello@hathawayquiltworks.com)

**Call or Text Laurel 949-534-2934**

**Batik and tropical fabrics**  
 Island-themed quilt patterns  
 Hawaiian-style quilts

**New Store - Open 2023!**

27001 La Paz Rd Ste 116  
 Mission Viejo, CA 92691

(949) 994-1199  
[www.quiltpassions.net](http://www.quiltpassions.net)

**GRAND COUNTRY QUILTS**

*Rachel Graves-Hill*  
*Roxanne Thomsen*

PRIMITIVE SHOP- 760.471.1114  
 MODERNS AND MORE- 442.515.3088

Open Mon-Sat 10am-3pm  
[www.grandcountryquilts.com](http://www.grandcountryquilts.com)



FOR SALE:

Handi Quilter 18" Longarm quilting machine with 10' frame. Has ruler base, extra-wide leader, bobbin winder, glide foot, bobbins, needles, etc.

\$1500. [Nancy.Gasparotti@cox.net](mailto:Nancy.Gasparotti@cox.net)

