



# Stitches in the Sand

August 2023

**MEETING DATE: August 10th at the Norman P. Murray Center and Zoom at 7:00pm.**

## Programs

This month brings "Member Showcase". We are so lucky to have three wonderful and talented BCQG members show their quilts and share their quilting stories. Everyone's journey is unique and special!



### Kayley Rose

"I joined BCQG in March of 2011, the same month I moved to Laguna Beach. I was introduced to quilting when I was 17 years old and began reading the Quilters Newsletter magazine. I made my first quilt at 22 years old and like many it was a log cabin quilt using scissors, and templates. I have experienced many aspects of quilting over the years and in truth I love appliqué and hand quilting the best! I love visual images and story quilts. I will be sharing my Appliqué quilts and many others."



### Glenna Anderson

I just joined BCQG a few months ago! I started quilting when I discovered the quilt shop Material Possessions. Each of my 19 grand and great grand children have received a quilt made by me. I'm not particularly skilled but I am enthusiastic about this whole genre. I consider myself to be a Patron to the Art of Quilting, not necessarily a great quilter. And I think we need to bring the rising generation into this world of great fun!



### Hanne Lohde

"My name is Hanne (Mama) Lohde. My stitching journey is life long but my quilting journey is rather short! I made my first quilt top in 2016 and by 2019 I had discovered wool quilts....after that, there was no way back for me! By 2020 my quilt design business "Mama Lohde" was born and I joined the quilt guild that same year."  
[www.mamalohde.com](http://www.mamalohde.com)

**Join us at 4:30 pm for "Dinner with the Speaker" at Wood Ranch BBQ & Grill located at 28016 Greenfield Drive, Laguna Niguel, CA. Please text your RSVP to Margie (949) 233-3350 by Wednesday, August 9, 2023.**

Happy Quilting  
Margie Bushaw  
1st VP/Programs

### Upcoming Speakers:

September: Libby Williamson

October: President 's Quilt Reveal

### Inside this issue:

|                          |    |
|--------------------------|----|
| President's Message      | 2  |
| From the Past President  | 3  |
| Things to Do             | 3  |
| Fall Tea & Tour          | 4  |
| Bee Thankful Challenge   | 6  |
| Sewing Room Tour         | 6  |
| Quilters' Marketplace    | 9  |
| Sunshine & Shadows       | 10 |
| Note from the Treasurer  | 10 |
| Upcoming Speakers        | 10 |
| Monthly Mini             | 11 |
| Opportunity Quilt Travel | 11 |
| Workshops                | 12 |
| Philanthropy News        | 13 |
| Show and Tell            | 14 |
| From other quilt guilds  | 14 |
| July Show and Tell       | 15 |
| Block Party—Hearts       | 17 |
| Membership Form          | 19 |
| BCQG Volunteer Form      | 20 |
| Advertisers              | 21 |



Connect with us on social media to join in the fun :

<https://www.facebook.com/Beach-Cities-Quilters-Guild-105189137693733>  
Or Members Only Group  
<https://www.facebook.com/groups/672436387018111>

*BCQG's Board Meeting is held the Third Thursday of the Month via Zoom.*

## From the President

Happy summer stitching everyone. The heat came late to us this summer in OC but the past few weeks have made up for it. Sewing in the 90-degree temperatures has been tough so I have been sneaking in some lunchtime EPP sewing at work (in the AC), or first thing in the morning at home. How did pioneer women manage, truly?! They would marvel at all of our conveniences and tools. I was watching the show “1883” again and enjoying the quilts in the scenes. There are a few that I might have to make and add to our home. We found them to be so beautiful in the middle of such hardship.

Whenever I see a quilt in a movie or tv production, I have to holler out loud “quilt!” and my family laughs at my nerdy-joy of seeing one on the screen, like I am a birder, finding a rare breed. It has been a year for playing this eye-spy game as we have been re-watching shows and I freeze the screen to look at the quilts.

Want to join the fun? Visit Pinterest and search “quilts in movies” to see all of the beauties that others have found. It makes for a really a fun movie list, including many that I have not seen or noticed quilts in. Including the Lucy Boston movie with Dame Maggie Smith “From Time to Time.” Queen Charlotte on Netflix has stunning hand-embroidered coverlets and costumes with tatting and handmade lace (which all count, right?), and check out Murder on the Orient Express, Dances with Wolves, When Harry Met Sally, Practical Magic, Little Women (all), and How to Make an American Quilt, for which several of our members contributed quilting guidance to the production team (I recall this from years ago, even though not all suggestions were used – like the actresses hand-quilted with both hands on top of the quilt. Too funny!)

However you stitch this summer, stay cool and make it fun with great quilts in great movies.

Cheers!

Keri Follmer

2023 BCQG President



## From the Past President

### President's Quilt

Thank you to everyone who took the time to attend a quilting bee and quilt some stitches on Keri's quilt. It all looks so good! From the reports I was given, it sounds like you had fun too! Many thanks to the hostesses who offered up their homes for a week as well, Karen Brewin, Julie Patterson Eileen Campbell and Jan Hirth. It's a huge commitment and I'm so thankful to these wonderful and generous women.

I'm pleased to report the quilting was finished early! Yay! Now to make the quilt even more special with the appliqué and finishing touches...

Jennifer Morgan, Past President

## Things to Do

### August

19      Piecemakers Peddler's Market      <https://www.piecemakers.com/events/peddlers.html>

### September

16      Quilts for All Seasons—Flying Geese Quilters Guild's quilt show      <http://www.quiltsforallseasons.com/>

23      Sewing Room Tour/Luncheon      [orangegrovequiltersguild.com](http://orangegrovequiltersguild.com)

24      Old Town Tustin Home and Garden Tour      <https://tustinhistory.com/tustin-home-and-garden-tour/>

30      BCQG Fall Tea and Tour      [www.beachcitiesquilters.org/tea--tour.htm](http://www.beachcitiesquilters.org/tea--tour.htm)

### October

7      Old Town Temecula Outdoor Quilt Show      [valleyofthemistquilters.com/new-page-1](http://valleyofthemistquilters.com/new-page-1)

### November

3      Quilted Treasurers Quilt Show      <http://www.fallbrookquiltguild.com/quilt-show.html>



# Bee Thankful

Saturday, September 30, 2023

The Tea and Tour planning is well underway, and we hope you will plan on joining us! It is always one of the Guild's most fun events. We will start by going on a sewing room home tour...five of our members are generously opening up their sewing rooms for us to tour. It's always so inspiring to see the spaces where we create! Then we will end up at the Murray Center for lunch, and to view the challenge items and raffle baskets. It's a day of friendship and quilty fun! Save the date!

Maggie Thompson and Jennifer Morgan, Chairs

### **Ticket Sales**

Donna Wester and Martha Hurlburt began selling tickets for the Fall Tea & Tour at the June and July general meetings. There are still tickets left, but we anticipate selling out soon. They will sell at the August meeting as well, until they are sold out. If you want to ensure you get a seat, please contact Martha directly. The price is \$40 per ticket. The tickets are necessary to enter the homes on the tour as well as the luncheon at the Murray Center.

We will be selling a total of 240 tickets. As the tables at the Tea will be set for 8, members may purchase tickets for a group of 8 friends; however, the tickets must be purchased together at the same time to guarantee a table. Of course, individuals may purchase tickets as we will seat guests together. This is a fun way to get to know new friends in guild. So get your friends on board and plan on getting your tickets early!

### **Challenge Kits:**

We have a few challenge kits left. If you want one, please contact Jennifer Morgan. The challenge items are due at the September guild meeting. We can't wait to see what you make! Challenge rules are listed below.

Jennifer Morgan and Julie Greenspan, Challenge Chairs

### **Sewing Room Tour:**

The sewing room tour is always exciting as we get to see where and how other members create their beautiful quilts. We have 5 gracious ladies who have volunteered to open their rooms and homes for us to visit and drool over. Those ladies are Anne Hicks (Laguna Niguel), Sandy Corbin (Laguna Hills), Sharon Farley (Lake Forest), Nancy Lane (Foothill Ranch) and Teresa Thordarson (Trabuco Canyon). While each of these ladies has a sewing room unique to their wants and needs, there are a few similarities. They all have fabulous stashes and are extremely organized. You may feel the need to go home and reorganize!! Get to know these ladies better, their bios are below.



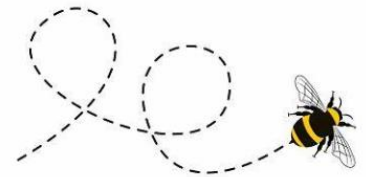
# Fall Tea and Tour Continued

The guild cannot thank these ladies enough. We know you will thoroughly enjoy becoming more acquainted with them and seeing their environments in which their fabulous creations are made. If there are any questions, you can contact me.

Patricia Pardoen patpardoen@gmail.com (949) 370-4196

## **Raffle Baskets:**

Calling all Friendship Groups and members! Liz and Wendy are working on the Raffle Baskets for the Tea and Tour and we have not heard from very many of you and what you are planning to donate and we need your help! Please fill out the attached form and let us know what you are planning so we can make plans to have room for it at the Tea. There are so many themes and fun ideas to fill a basket and we will gladly help you with a basket or a Tree for gift cards and help make it pretty for the Tea. You can email the form to Wendy@pricepowell.com or bring the form to the next meeting in August. We're counting on you.



Wendy and Liz

## Raffle Basket Information

Maker or Group Donating?

---

Contents?

---

---

---

---

Approximate Value?

---

Please have item complete and turned into  
Wendy Price or Liz Pickering by  
September 14, 2023

# Bee Thankful Tea Challenge

We are so excited to kick off our Fall Tea Challenge “Bee Thankful”!

These wonderful wallhangings, garments and bags will adorn the room during the tea luncheon. It’s so fun to see how each member interprets the challenge theme and uses their fabric. The rules are simple:

- Members must buy a kit to participate. Kits will be available at meetings until sold out. \$15, cash or check only.
- Your entry must be inspired by our theme, Bee Thankful.
- You must use each of the three fabrics, a little or a lot, front or back, dyed or whatever! We just must be able to recognize it.
- You must include the two included charms, (the bee and the flower), a piece of the twine, and one hexagon shape. The shape can be appliquéd, pieced, quilted, drawn, embroidered, etc. The white fabric with the hexagon shape already on it does not count!
- Perimeter of the quilt should be no less than 48”, not greater than 160”.
- Patterns are WELCOME!
- form are included in your kit.
- Challenges will be **DUE AT THE SEPTEMBER 14, 2023 GUILD MEETING.**
- Awards, including Viewers Choice on the day of the event, will be given.
- Every entry will receive a “thank you for participating” gift made by us, for you!

Here is the bolt information for the Hoffman fabric should you need more than provided. (Or you can purchase an extra kit while available):

Orange: Hoffman 103 Apricot, color 198

White/Gray: Hoffman S4762 Gray, color 48

Floral: Hoffman U4987 Mulberry/Gold color 428



**\*A special thank you to Hoffman Fabrics for the wonderful fabric donation!**

Any questions? Please feel free to contact us at [jsm728@aol.com](mailto:jsm728@aol.com) (Jennifer) or [greenspanfamily@aol.com](mailto:greenspanfamily@aol.com) (Julie).

# Sewing Room Tour

## HOSTESS BIOS

Since several of the ladies who are volunteering their sewing rooms for the tour, I thought it would be nice to know a bit more about them.

### SHARON FARLEY

I began sewing as a 10 year old 4-H'er. I was in 4-H for 10 years and loving the competition. I majored in Home Economics in college continuing my passion. When I went to graduate school I met a faculty person who became my friend and partner in crime. She was a quilter and tried her best to entice me. I held firm that I could sew anything but was NOT a quilter.

The year my mom passed I found quilt tops in a cedar chest. Unfinished! Sewn by my grandmother. I could not stand it. A work that was started and unfinished did not make sense to me. I reached out to my "Quilter Friend" to figure out what to do to finish them. Once again a student of hers! Together we problem solved. At that point I recognized that I cannot stand seeing works incomplete, never realizing the life they were destined! That was the green light for my friend. I was presented over and over challenges to rescue unfinished works. A sashing here, a border there. In this timeframe I moved and found myself in South County. What else is in South County - BCQG! I went to a meeting then another and another. For FIVE years I showed up because I was always so inspired by the art of the speakers. My mantra was that I loved the inspiration but I am not a quilter.

At the time of the pandemic I had NO stash. I was gifted many huge totes of fabric. I was home alone with you-tube, going nowhere and now I have a whole lot of fabric. I perfected half square triangles. I perfected 4 patches and 9 patches. I cut them up and disappeared them. On and on it went. There was a dear lady that kindly drove to my house representing BCQG and picked up what I was sewing for philanthropy. I'm forever grateful. I decided to do a challenge because everyone on you-tube kept talking about them and I thought "Why Not"? I did 100 blocks in 100 days. I finished early!

In 2022 I joined the guild. I'm super happy to support the good it does. I continue to be inspired for the speakers. I find the members friendly and supportive. I am in 2 friendship circles. And I still am in love with rescuing and finishing projects others lose interest in.

See you in September! Please carpool. My neighbors will thank you!!!!

### TERESA THORDARSON

My love of sewing started at 14 when my mother gifted by first sewing machine, a Kenmore. I made clothes, pillows, curtains, stuffed animals and did many alterations; I just loved it. Later after becoming a busy Mom and a few years away from my machine, I started up again in a big way when my daughter became a competitive figure skater. All of a sudden she needed a costume for every routine; Short Program, Long Program and Artistic and I needed a serger! The costumes were beautiful, elaborate, crystals and I loved it! The thing I loved the most is that her creative outlet was also mine, I was so proud of her but also a bit proud of myself. We got asked many times at competition where we got her dresses and when they found out would ask if I could make one for their daughter; the answer always I'm sorry but no. I was always too busy away from the rink with my other two sons, a husband and a business to take that on. Honestly, there were times she skated with a new costume that I wondered if the glue on the crystals was actually dry. My daughter is a grown up woman now, married and a successful producer in LA, again so proud of her. So, my machines were put away again for a few years.

Until...my amazing friend Tina Mudd introduced me to quilting. She talked about it often, knowing I was a sewer, but I really didn't think it was something I'd be interested in. When she invited me to the 2019 Tea and Tour, I decided to go because time with Tina was always well spent. The Tour was amazing and the Tea was such a good time, I won 2 huge baskets! I don't usually win anything, perhaps a higher power was nudging me. COVID hit just months later and although most of the world was looking to fill time I was heads down twelve hours a day in a business that doubled in just a matter of weeks. After a year of that I turned my attention back to quilting and finally finished my first quilt using fabrics from the basket I won at the Tea and Tour. It was nothing special, I didn't even use a pattern, in fact, I didn't know there were patterns, ha ha! I did one more without a pattern but once I discovered patterns and the guild, I was off and running. Now you can find me in my studio almost every evening, it is truly a happy place.

### NANCY LANE

My name is Nancy Lane, I have loved sewing and fabrics for as long as I can remember. I learned to sew from my grandma, she lived to be 106 years old and was still sewing and crocheting up until she was 100 years old. I attended Cal Poly Pomona and majored in Home Economics with an emphasis in Clothing Construction and Pattern Making. After graduating from college I worked at Disneyland Costuming for 18 years, I changed career paths in 1999, and began teaching Home Economics at my high school alma mater for 17 years. I made my first quilt 30 years ago... after retiring 7 years ago I have made too many

## Sewing Room Tour Continued

quilts to count... I love to make pieced quilt blocks (the smaller the piece the better) and sew them into quilts. My favorite quilt and fabric designers are Sherri McConnell, Chelsi Stratton, and Lori Holt... I may have a few more favorites... I love collecting vintage treasures to display in my sewing room. I am a mom, wife, grammy, and auntie... You can always find me in my sewing room when I am not gardening, cross stitching, playing pickleball, traveling, or spending time with my family. Happy Quilting! Have a great day!

### **SANDY CORBIN**

Like many quilters I started sewing in Jr. High. I have always had a love for fabrics. I began making quilts in the 70's and started taking classes in the 80's. I started using as many different fabrics as possible in a quilt, which led to my love of making "Scrappy Quilts". By the 90's I was obsessed with all things quilting. "Sandy's Designs" was founded in 2002 when I started creating patterns and teaching at local quilt shops. Beach Cities Quilters Guild has been an important part of my quilting life. I have served as President, V. P. Programs, Quilt Show Chair, and many other guild positions. It brings me great joy to share my passion for quilting. I like to keep it "FUN AND DONE".

### **ANNE HICKS**

Way back in 7th grade I learned to sew in Home Economics. I remember my first project - an A-line skirt out of blue duck cloth, and how I boldly cut right down the fold line as I cut out the pattern! I sewed most of my own clothes and my first job was in the fabric department of JJ Newberry's for \$1.45 an hour. When we got married I made my first and only quilt, our bedspread, out of all those scraps.

Then life happened - my career, other hobbies (mini schnauzers, gardening, cooking, card making) ....and a sewing machine that was notorious for breaking thread every time I tried to sew. I stopped except for "reluctant mending" and doggy toy repair for about 40 years.

My sister became a quilter, and she coaxed me into a road trip up to Carpinteria to see Roxanne's. I had never seen anything like the Kaffe Fassett fabrics or those restored Featherweights....and SEW it began about 4 years ago. Since then, I have learned and enjoyed so much! I started with jelly rolls - and then started going to classes - at Road to California, classes through Guilds, and private classwork with master longarmers. Two years ago, I got my own longarm and have had more fun learning about texture and how it enhances the piecing. I love free motion and ruler work. I joined BCQC in July 2022 and have thoroughly enjoyed participating in Philanthropy. Piecing and longarming for philanthropy is so rewarding!! This year's goals are to continue with philanthropy quilting, become comfortable with curved piecing and experimenting more with thread painting. My room - Pretty much everything is in a secondary bedroom - it is vacuum packed - but I love it!

I can't wait to have you come!



# Quilters' Marketplace

(Previously known as the Fabric/Rummage Sale)

- Survey
- Packaging
- July Success
- August Summer Sale



Greetings from the Quilters' Marketplace! We want to let you know some of the changes and things to watch for this year.

**Survey:** Your input is very important to our success and we would like to know what you would like to see in the sale. For instance, do you like yardage, curated bundles, charm packs, panels, or simple fat quarters? Are you interested in kits and/or are you one that loves the challenge of taking someone else's UFO and finishing it for them? There will be a quick survey for you to fill out at the August meeting. We will have a drop box at our check out table and thank you in advance for filling them out. If you have questions or comments, please put your name and phone number on the sheet and I'll contact you directly.

## **Marketplace packaging and details:**

**Cabbage:** Also known as scraps and anything under 8" in width. May include strips, squares, and 1/8" cuts. These are great for scrap quilts, postage stamp quilts, strip quilts, leaders and enders, and so much more!

**Bundles:** Curated fabrics that are at least 10" square up to a fat quarter and sometimes more. The price will be the combined sizes that is included. For instance, 8 fat quarters and 1/2 yard. Price will be \$3.00 (or less).

**Yardage:** We are working on keeping cuts clean and true to pricing, however sometimes the yardage may have what I call "bites" out of them; small 5x5 sections off of a corner. Some may have larger bite out of them. The measurement for pricing is taken only of the full section. That is where the price begins. If there is a fat quarter attached onto it, then you may see an increase of \$.25. Prices may have a + sign if there is more in the package than priced.

**Kits:** We do go through the kits and confirm the contents. Notations are made on the kit if there is anything missing. Price is based on yardage only.

**Panels:** Panels can be used in so many ways. I have seen some remarkable quilts created with panels. Ours will be packaged with a photo of the panel for your convenience. Panels are \$1.00.

**UFOs:** I love UFOs. I have many, my mom left me many, and I understand just how they got left behind. I have labeled our UFOs with a tag stating "there is always hope". I have completed 3 UFOs tops and will be sharing them with you once I have quilted them. If you donated and recognize them, please let me know. They will be donated to the guild's charities. There is always hope.

**July:** We had a very successful "Christmas in July" sale and we couldn't have done it without you! Thank you! New donations have been pouring in. Each month we will put these at a table designated "new arrivals" for your ease of shopping. If you have a large amount, please call us. We have free pick-up service.

**August:** Summer Sale! Be sure to stop by the Marketplace at the August meeting and see what great deals you can find! Summer quilt fun is coming!

See you soon!

Creating your world colorful,  
Patti, Donna, and Elaine

## Sunshine & Shadows

Becky Silvaggio is recovering from removal of a kidney and large tumor. Did the cancer spread? NO! Now dealing with a cyst on the other kidney. Hopes to be back to normal, soon. We send our best wishes for a full and speedy recovery.

The only source for gathering information is through you. If you have something you would like to include in this column please contact me. Please include your name and contact information, and if about someone else, their name and contact information for verification.



Thank you, Debra Halverstadt

## From the Treasurer



Greetings fellow members! At the last meeting of the Southern California Council of Quilters Guilds (SCCQG), I listened to a presentation about Online Security. I learned many great tips, one was to review the information we are providing to a world that does not always have our best interests at heart. Our newsletter is available to anyone who accesses our website and the Board has decided to remove our financial report from the newsletter in order to keep our information more secure. We will provide access to our Monthly Profit & Loss Report on the last snippet of the month, to coincide with publishing the newsletter.

Only current members of our Guild receive the snippet. Please feel free to contact me if you have any questions or concerns.

*- Liz Pickering*

## Upcoming Speakers – Beach Cities Quilters

September 2023

Libby Williamson

[libbywilliamson.com](http://libbywilliamson.com)

October 2023

President's Quilt Reveal

## Monthly Mini



The stunning spool wall hanging was donated and made by Gail Brunnell and was won by Christi Valley, a fairly new member of our guild. Congratulations!!



Next month we have a small wall hanging, an owl, made by Jean Impey. Jean has been a member of our guild for many years. She teaches many different styles of quilt classes and is a very talented lady.

## Opportunity Quilt Travel

We have many quilt guilds who come to our meetings to show and sell raffle tickets for their Opportunity quilts. BCQG does the same and the following guilds have been booked. We encourage guild members to travel with the quilt as it is always fun to see other guilds. It is recommended that two people travel but if there is a group of three who would like to do this, that is fine. There are two medium size suitcases containing all that is needed, plus the quilt stand. The guilds have a table and chairs set up for us. Please look over the following information and let us know if you can help with this. Our Opportunity quilts are always gorgeous and always well received by the guilds.



**Monday, August 14<sup>th</sup> – Flying Geese Guild – Irvine – doors open at 6PM**

**Thursday, September 7<sup>th</sup>- Acacia Quilt Guild – Buena Park – doors open at 6PM**

**Tuesday, October 10<sup>th</sup> – Orange County Guild – Orange – doors open at 6PM**

**Wednesday, October 11<sup>th</sup>- Orange Grove Guild – Garden Grove – doors open 8:30AM**

**Monday, October 16<sup>th</sup>- North County Guild – Escondido – doors open at 5:30PM**

**Patricia Pardo (949) 370-4196**

**Carol Gobrogge (949) 291-3562**

**Kelly Counseller (949) 370-2627**

# Workshops

**Friday September 15, 2023 Libby Williamson**

**This class will be held at the Laguna Hills Community Center, 25555 Alicia Pkwy LH in the Physical Room on the first floor.**

Libby Williamson, a fiber artist, will teach a fabric collage class. Students will purchase a kit for the class from Libby for \$35. Members can register via email to [Margaret Gordon](#) or online registration at [here](#). Non-members are welcome to sign up starting July 1st.

Visit Libby Williamson's website for more inspiration: [Libby Williamson](#)



**Friday, November 8, 2023**

Oops! There are a few roadblocks that need to be circumvented before we can finalize the November workshop. Check the website and snippets for the most current information. The workshop will be held at the Norman P Murray Center on the Wednesday before the November 9th Guild Meeting.

## **Workshop General Information/Locations**

### **NEW:**

Only BCQG members can sign up during the first month that registration is available. Snippets, the newsletter, and the website will state that only members can sign up during that definitively stated time period. The Guild aims to open registrations three months in advance. Actual dates will be published in snippets, newsletter and on the website.

Please note that the online registration system is turned off on the guild meeting days so that we can accurately accept in-person registrations. The system is turned back on once we have reconciled all the in person and online registrations.

Workshops run from 10:00 AM -4:00PM Please arrive 15 -30 minutes early to set up your workspace. After the workshop chair helps the speaker and sets up the classroom, she will be happy to help you if you need assistance. Remember to bring your lunch/drink/snack for the LIMITED lunch break time.

Workshop Fees are usually \$30 per day. Workshop description in the newsletter includes additional material/supply fees due to speaker.

Workshops are held at the Norman P Murray Community Center Juniper room, 24932 Veterans Way, Mission Viejo, CA 92692 **Note: The September workshop is at the Laguna Hills Community Center, 25555 Alicia Pkwy LH in the Physical Room on the first floor.**

You may cancel and receive a refund if you let the workshop chair (Margaret Gordon) know by email at least 45 days before the workshop. After that time, you will only be refunded if there is a person to fill your spot from the waiting list. We will issue a refund check after payment is received from the replacement for your spot.

# Philanthropy News

It was another fantastic month of Philanthropy giving!

90 quilts, 28 pillowcases, 19 Beanie Babies, 10 fleece blankets and 169 chicken aprons were gifted to our community!

## Back To Our Roots

The Philanthropy Team is working hard to make things more manageable. With the support of BCQG's board, will be implementing these changes starting in the month of October:

- We will be accepting **finished quilts only**. No tops, blocks or partially finished quilts.
- We will continue to offer baby and children quilt kits, they will include batting and must be returned quilted and bound.
- We plan to have a list of long arm quilters who are willing to donate their help on a limited basis. Members can then reach out to them for help finishing their quilts.
- We plan to demonstrate domestic machine quilting techniques at future Sew Day meetings to enable and encourage members to finish their quilts.
- We will continue to have NICU, pillowcase, Teddy bear kits and tops paired with batting, backs and bindings ready for quilting available at Sew Day and guild meetings.

**We appreciate your support as we navigate these necessary changes! : )**

Speaking of Sew Day...

**WE HAVE A NEW LOCATION STARTING IN AUGUST!**

**Our next Sew Day:**

**Monday, August 7**

10 AM - 3 PM

**Presbyterian Church Of The Master**

26051 Marguerite Pkwy, Mission Viejo, CA 92692

Corner of Oso and Marguerite



The parking lot of the church has entrances off Oso and Marguerite, enter at either but park near Oso if possible. Proceed to the courtyard at the center of the church. Someone will be there to direct you to our new, big, beautiful sewing space!

**Upcoming Sew Day dates:**

August 7

September 11 \*one week later due to Labor Day

October 2

November 6

December 4

January 8, 2024 \*one week later due to New Years Day

\*Sew Day is the first Monday of the month unless otherwise noted.

We will have quilt, pillowcase and NICU kits, batting and as always bins of free fabric and surprises. Show and Tell starts at 11, join us!

"Alone we can do so little; together we can do so much." – Helen Keller

Julie Greenspan

[Greenspanfamily@aol.com](mailto:Greenspanfamily@aol.com)

\*Please feel free to email or call me with questions or concerns.

## Show and Tell

August! How many projects have you made this year? Do you pick your projects by opening the drawer and picking one; or do you make a list of projects and do one at a time? For some reason there are always more projects than time!

We received a suggestion that we encourage people to bring their English Paper Piecing projects to Show and Tell. We think this is a great suggestion! So, all those that are busy with EPP please bring a block or a finished quilt. We really want to see your projects!

Stop by our table and we will provide forms for you to complete with info about your wonderful quilts.

Your Show and Tell Committee.  
Anne, Eileen, and Marsha

*If you have show and tell and not able to make the meeting or forgot to bring your quilt to share — please email [carelynn@me.com](mailto:carelynn@me.com) and you can be added to our monthly show and tell photos.*

## From Other Guilds

*Flying Geese Quilters Guild*

*Presents*

*“Quilts for all Seasons”*

*2023 Quilt Show*

*at*

*Norman P Murray*

*Community and Senior Center*

*24932 Veterans Way*

*Mission Viejo, CA 92692*

*Saturday, September 16*

*10 am - 4 pm*

*[www.QuiltsForAllSeasons.com](http://www.QuiltsForAllSeasons.com)*



# July Show and Tell



1



2



3



4



6



5

1. Susan Probst
2. Karen Brewin (Reserve Arden by Anna Maria Horner)
3. Karent Brewin and friends (Mod Flower Box)
4. Val Hutchins
5. Phyllis Parente
6. Janet Cowart

# July Show and Tell


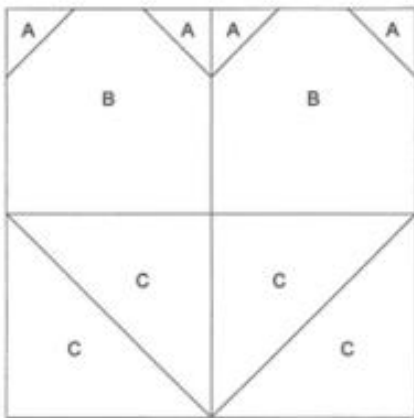


- 7. Gail Brunell
- 8. Pat Ballard
- 9. Elinor Nelson
- 10. Ellie Nelson
- 11. Anna Ahmed



# Block Party—Hearts

## Hearts – August



### Cutting Instructions:

| Fabric   | Size   |
|--|--|
| Background Fabric A - Yellow                             | Cut 4 - 2.5" squares                               |
| Print B (two different prints)                           | Cut 2 – 6.5" square                                |
| Heart Fabric C<br>• 2 different prints for hearts        | Cut 2 – 6.5" squares from heart fabric             |
| Background Fabric C<br>• 2 from Yellow background fabric | Cut 2 – 6.5" squares from Yellow background fabric |

1. Mark a diagonal line on the wrong side of each Yellow background small square (Fabric A). Place the squares on the top of the B heart fabric right sides together. One on the top left and one on the top right of each Print B. Sew on the lines; trim the corners leaving  $\frac{1}{4}$ " and press seams open.



2. Make a diagonal line on the wrong side of both large Yellow background squares (Fabric C) from corner to corner. Place the large squares on the bottom of the Fabric C print strips right sides together, with the marked lines as shown. Sew on the lines. Trim the corners leaving  $\frac{1}{4}$ ", and press the seams open.




3. Sew Left B (top) to Left B bottom using a  $\frac{1}{4}$ " seam. Sew Right B (top) to Right B bottom using  $\frac{1}{4}$ " seam. Press seams open
4. Sew the two halves of the heart block right sides together. Press seam open.

# Block Party— Hearts

## Hearts – Quilt Assembly

### Layout:



### Fabric Requirements:

| Fabric            | Size                     |
|-------------------|--------------------------|
| Sashing           | ½ yard                   |
| Corner Stones     | 16 2" squares (1/8 yard) |
| Borders & Binding | 1 1/4 yard               |

### Cutting:

- Sashing**  
Cut 2" strips WOF  
Sub cut strips to 12.5"
- Corner Stones**  
Cut 16" squares for corner stones
- Borders**  
Cut 5 5" strips WOF
- Binding**  
Cut 5 strips 2 ¼" (or 2 ½") for binding

### Assembly:

- Arrange blocks**  
Arrange the layout of the blocks to your preference.
- Sashing**  
Sew a sashing strip to the right side of each heart block.  
For the left column of 3 blocks, attach a sashing strip to the left side of the block.  
Assemble the blocks to make a row of 3 blocks.  
-----  
Create 4 rows of sashing blocks with corner stones.  
Attach a row of sashing to each row of hearts.  
Attach these finished rows together.  
Attach the last row of sashing blocks to the bottom of the last row.
- Borders**  
Measure and size the left and right borders to quilt size and attach.  
Measure and size the top and bottom borders to the quilt.
- Finish**  
Quilt as desired and attach binding.

# Membership

To join the guild please print, complete and bring this form to the next meeting. You can also join online: <https://www.beachcitiesquilters.org/join-us.htm>.



## BEACH CITIES QUILTERS GUILD MEMBERSHIP APPLICATION / RENEWAL FORM

The information you provide will be used in the Beach Cities Guild directory. A completed membership application must be submitted no later than the December general meeting to be included in the directory for the current membership year. The directory is distributed to guild members and is not made available to other sources.

|  |       |                                |  |
|--|-------|--------------------------------|--|
| Name   |       |                                | <input type="checkbox"/> \$40 New Member<br><input type="checkbox"/> \$40 Renewal<br>Membership # _____<br><input type="checkbox"/> Check # _____<br><input type="checkbox"/> Cash<br>Date _____ |
| <input type="checkbox"/> <i>If you are renewing your membership, please review your information in the last directory. Include any needed changes below or check the box to indicate that your information is current.</i> |       |                                |  |
| Address  |       |                                |  |
| City   | State | Zip                            |  |
| E-Mail Address   |       |                                |  |
| Home Phone#  |       | Work Phone#                    |  |
| Cell Phone#  |       | Birthday Month _____ Day _____ |  |
| Emergency Contact (if desired)   |       | Emergency Contact Phone Number |  |

Check Box to indicate that Beach Cities Quilters' Guild has permission to use your photo in hard copy and on-line publications. (for Example use of Show & Tell picture in the newsletter)

- BCQG is a nonprofit organization whose purpose is to provide a creative atmosphere, to share knowledge of methods and techniques, and to encourage each member's growth and talent in the field of quilt making and related subjects.
- Meetings are held the 2<sup>nd</sup> Thursday of each month at the Norman P. Murray Center, 24932 Veteran's Way, Mission Viejo.
- Social time begins at 6:30 pm with the General Meeting & Program from 7:00 pm to approximately 9:00 pm.
- Dues are payable prior to the start of each membership year, annually from October 1 through September 30.
- Please bring this completed form and your dues (check payable to BCQG) to the Membership Table at the General meeting or mail it to:

**Beach Cities Quilters Guild - Membership**  
**P.O. Box 2328**  
**Mission Viejo, CA 92690-2328**

Check Box to indicate that you have questions and/or would like to be put in contact with other guild members.

# BCQG Volunteer Survey



## BCQG VOLUNTEER SURVEY

Our Guild has been successful because of the time, energy, and generosity of its volunteers. Please take a few moments to review the descriptions of the various Board positions, printed in the Bylaws section of your BCQG Roster. These are just a few of the many ways you can become involved and get to know other members. Please include your name to indicate your interest or submit recommendations for the following offices and committees. Please return your completed survey by June 10th to the Parliamentarian. Please call or send an email if you have any questions. Marian Mapes, Parliamentarian, mmapes1231@aol.com or 33695 Marlinspike Dr, Dana Point, CA 92629. Please enter your name below for the position(s) for which you would like to be considered. Thank you!

### EXECUTIVE BOARD

President \_\_\_\_\_  
 1st Vice President – Programs \_\_\_\_\_  
 2nd Vice President – Membership \_\_\_\_\_  
 3rd Vice President – Facilities \_\_\_\_\_  
 Secretary \_\_\_\_\_  
 Treasurer \_\_\_\_\_

### STANDING COMMITTEES

|                      | Chair(s) | Assist/Help When Needed |
|----------------------|----------|-------------------------|
| Advertising          | _____    | _____                   |
| Block Party          | _____    | _____                   |
| Door Prizes          | _____    | _____                   |
| Friendship Circles   | _____    | _____                   |
| Hospitality          | _____    | _____                   |
| Internet             | _____    | _____                   |
| Monthly Mini         | _____    | _____                   |
| Newsletter           | _____    | _____                   |
| Philanthropy         | _____    | _____                   |
| Show & Tell          | _____    | _____                   |
| SCCQG Representative | _____    | _____                   |
| Quilt Show 2024      | _____    | _____                   |
| Spring Tea and Tour  | _____    | _____                   |
| Ways and Means       | _____    | _____                   |
| Welcoming            | _____    | _____                   |
| Workshops            | _____    | _____                   |

## Featured Advertiser

### Featured Advertiser – Orange Quilt Bee

This year we are offering the advertisers a chance to tell you about their business. This month we are featuring Orange Quilt Bee in Orange.

#### Pebble Gilb

I am co-owner of Orange Quilt Bee. “I have always dreamed of owning a quilt shop and providing a place for others with the same love for fabric and creating that I have. I look forward to seeing you all at the “dream house”, otherwise known as Orange Quilt Bee”.

#### Lisa Wiltse

I am co-owner of Orange Quilt Bee and I am as passionate about garment sewing as I am about quilting. “With the resurgence of interest in garment sewing and very limited facilities offering this type of class, I began teaching clothing classes – both beginner level and intermediate, hoping to inspire my students to develop their passion of garment sewing. It has always been my wish to share my love of sewing and fabric and I look forward to meeting new friends”!



### It's All About the Inventory

By Lisa Wiltse

New customers visiting our store for the first time often compliment us on our wonderful fabric selections. We are pretty proud of it and have come a long way from the mere 800 bolts on the shelves in 2009 when we opened the shop. Here is a little bit of information about fabric buying you might not know:

**Buying fabric should be really fun, right?** That's what we thought too. The truth is it's hard work, and it's not half as fun as hosting our favorite classes or seeing your smiling faces walk through our doors. It is, however, one of the most important parts of our job. As shop owners, Pebble and I try to choose fabrics that reflect our taste and style of fabrics that we like and hope YOU like too -- that's the goal in retail. If we choose well, the fabric sells quickly and we get to buy more; if we miss the mark -- well, there's a sale rack for that!

**How often do we buy?** There is A LOT of fabric to choose from! Each of our vendors has four or more “releases” per year and each release will have multiple “collections” from which to choose. Each collection may have as many as 40 prints offered in multiple colorways! Sometimes it can take three hours to look through the fabrics offered and make our selections. Our fabrics are scheduled to arrive each month and a spreadsheet of what's coming in helps to keep track of it all.

**How do we know what to pick?** There is no easy answer to this question -- maybe because it's pretty, it's fresh, it's new? Mostly we pick from collections we like best and think will appeal to our customers. Over the years, experience has taught us what to avoid - weird colors, excessively large prints, themed prints, etc. Sticking to a budget helps to keep our buying in check too!

**How do we decide what to do with it?** Some collections fly off the shelf, others need a little help with models and kits. OQB employees are the best at pulling fabrics and patterns and are always coming up with fun and unique ways to display the fabrics. Our goal is to create visuals that will inspire your creativity! And OQB certainly does a good job at that.

**Can you reorder fabrics from a previous line?** The answer is almost always no. Fabric manufacturers will print to meet the orders placed by shops. By the time the collection has shipped to stores, most of the prints are sold out. An exception to this rule is blenders which are usually reorderable.

That is just the tip of managing inventory! One thing we would like to convey is how much we appreciate our customers who have supported us through the years by purchasing directly from OQB. We are still in business because of you!



**VISIONS ART MUSEUM**  
Contemporary Quilts + Textiles

2825 Dewey Road  
San Diego, CA 92106  
619-546-4872

Tues - Sat 10 to 4  
Sunday 12 to 4  
closed major holidays

*Estuary, detail, Melody Money*



*Jean Impey*  
**Long Arm Quilting Services**  
31182 Casa Grande Drive  
San Juan Capistrano, CA 92675  
Jean@SewJean.com  
714/815-7884  
Computerized, Edge to Edge and Custom work Available

**Diana's Stitchery**  
Longarm Quilting & Fiber Arts  
Creative Designs in Fabric

Diana O'Connor      23361 Cobblefield Mission Viejo, CA  
cell 978-239-7830      www.dianasstitchery.com




**Orange Quilt Bee**

*Pebble Gilb & Lisa Wiltse, Owners*

714-639-3245  
628 E. Katella Ave., Orange, CA 92867  
www.orangequiltbee.com  
email: oqbshop@orangequiltbee.com  
Hours: Mon-Thu: 10-8, Fri-Sat: 10-5, Sun: 12-4



**Moore's**  
Sewing Machines · Ceiling Fans · Vacuums  
Specialists in Sales & Service  
A Fourth Generation Family Business

MISSION VIEJO · 25390 Marguerite Pkwy · (949) 580-2520  
HUNTINGTON BEACH · 15041 Goldenwest St. · (714) 899-3222  
CORONA · 591 N. McKinley St. #106 · (951) 736-5457  
VICTORVILLE · 16210 Bear Valley Road · (760) 240-4477  
TEMECULA · 26490 Ynez Road, Ste. F & G · (951) 297-3796  
OUTLET CENTER · 22532 Avenida Empresa, RSM · (949) 829-9459

www.moores-sew.com

**PAL's** Sewing & Vacuum Since 1967  
www.PalsSewVac.com

 Dress the Globe

 **Handi Quilter**  
OFFICIAL RETAILER

 **Superior**

**(949)645-7257**

**JANOME elna melco**

**FREE** 5yr Protection/Service Plan  
with every new machine purchase

**FREE** In-Home Installation & Set -Up  
with Every Longarm Purchase

- \* **Lowest Price Guarantee**
- \* **In House Service of All Brands**
- \* **Free Service/Repair Estimates**
- \* **Same Day Service Available**

**Ask for 15% BCQG Discount**  
2299 Harbor Blvd  
Costa Mesa, CA 92626



**SEWING PARTY**

Contact : info@sewingparty.com  
instagram@sewingparty  
Shop : www.sewingparty.com



**Store Hours**  
 Monday, Wednesday & Friday: 10am - 4pm  
 Tuesday & Thursday: 10am - 3pm  
 Saturday: 9am - 2pm  
 Sunday: Closed

**Contact Us**  
 Phone: (951) 304-9787  
 Website: [sewtreasuredquiltshop.com](http://sewtreasuredquiltshop.com)  
 Email: [sewtreasured@stquiltshop.com](mailto:sewtreasured@stquiltshop.com)  
 Facebook: Sew Treasured Quilt Shop  
 Instagram: @sewtreasuredquiltshop

26855 Jefferson Ave, Suite D, Murrieta, CA 92563



Guaranteed best price on everything in the store!

[www.SewingCenterOfOrangeCounty.com](http://www.SewingCenterOfOrangeCounty.com)  
 1239 EAST IMPERIAL HWY. PLACENTIA, CA 92870 1-714-993-2SEW

**baby lock JANOME elna JUKI®**

**SEWING CENTER OF OC**

Steve Shuman, Manager

1-714-993-2SEW (2739)


[info@sewingcenteroforangecounty.com](mailto:info@sewingcenteroforangecounty.com)

1239 East Imperial Highway, Placentia CA 92870

[www.sewingcenteroforangecounty.com](http://www.sewingcenteroforangecounty.com)

Facebook: <https://www.facebook.com/sewingcenterofoc>

Twitter: [sewingoc](https://twitter.com/sewingoc) • Instagram: [sewingcenteroc](https://www.instagram.com/sewingcenteroc)



**HATHAWAY  
 QUILTWORKS**

*Computerized Longarm Quilting*

- Precise edge-to-edge stitching by a Gammill Statler Longarm in a clean and professional quilting studio
- Countless E2E patterns available from our in-house catalog and vendor's website (save, review, share)
- Binding services by hand or machine; custom designed quilt labels
- Stitch Rewards and Friend Referral Bonus
- Share your quilting journey with us; beginners welcome

Laguna Hills Business Park  
 Near I-5 at Lake Forest & Moulton Parkway  
[hello@hathawayquiltworks.com](mailto:hello@hathawayquiltworks.com)

**Call or Text Laurel 949-534-2934**

**Batik and tropical fabrics**  
 Island-themed quilt patterns  
 Hawaiian-style quilts

**New Store - Open 2023!**

27001 La Paz Rd Ste 116  
 Mission Viejo, CA 92691

(949) 994-1199

[www.quiltpassions.net](http://www.quiltpassions.net)

**GRAND COUNTRY QUILTS**

*Rachel Graves-Hill*  
*Roxanne Thomsen*

PRIMITIVE SHOP- 760.471.1114  
 MODERNS AND MORE- 442.515.3088

Open Mon-Sat 10am-3pm  
[www.grandcountryquilts.com](http://www.grandcountryquilts.com)

Greetings fellow members! At the last meeting of the Southern California Council of Quilters Guilds (SCCQG), I listened to a presentation about Online Security. I learned many great tips, one was to review the information we are providing to a world that does not always have our best interests at heart. Our newsletter is available to anyone who accesses our website and the Board has decided to remove our financial report from the newsletter in order to keep our information more secure. We will provide access to our Monthly Profit & Loss Report on the last snippet of the month, to coincide with publishing the newsletter.

Only current members of our Guild receive the snippet. Please feel free to contact me if you have any questions or concerns.

[Liz Pickering](#)

BCQG Treasurer