



# Stitches in the Sand

July 2023

**MEETING DATE: July 13th at the Norman P. Murray Center and Zoom at 7:00pm.**

## Programs

Join us in July for BCQG's version of "Quilt University".

Mingle with your friends and make some new ones as you rotate through stations where our Super Talented Members teach a tip, technique, or tool. Each presentation will be like taking a mini-class where you can learn something new!

Presenters and their Demonstrations will be:



**Mary Kay Fitzpatrick**  
"Flange Binding "  
" Math for 1/2 Square Triangles"



**Johanne Gibson**  
"Rope Bowls "



**Liz Pickering & Mary Ann Wahl**  
"EZ String Blocks"



**Jan Hirth**  
"Joining Quilt Binding Ends"

Join us for at 4:30 pm for "Dinner with the Speakers" at Wood Ranch BBQ & Grill located at 28016 Greenfield Drive, Laguna Niguel, CA.

Please text your RSVP to Margie (949) 233-3350 by Tuesday July 11, 2023.

Happy Quilting  
Margie Bushaw  
1st VP/Programs

Upcoming Speakers:  
August: Members Showcase  
September: Libby Williamson  
October: President 's Quilt Reveal

### Inside this issue:

President's Message	2
From the Past President	3
Fall Tea & Tour	4
Bee Thankful Challenge	5
Sewing Room Tour	6
Raffle Baskets for Tea	8
Fabric Sale	9
Things to Do	9
Sunshine & Shadows	10
Hospitality	10
Upcoming Speakers	10
Pictures from June	11
Monthly Mini	14
Opportunity Quilt Travel	14
Note from the Treasurer	15
Workshops	16
Philanthropy News	17
Show and Tell	18
From other quilt guilds	18
June Show and Tell	19
Friendship Circles	21
Block Party—Hearts	22
Membership Form	24
BCQG Volunteer Form	25
Advertisers	26

Connect with us on social media to join in the fun :

<https://www.facebook.com/Beach-Cities-Quilters-Guild-105189137693733>

Or Members Only Group  
<https://www.facebook.com/groups/672436387018111>

BCQG's Board Meeting is held the Third Thursday of the Month via Zoom.

## From the President

Happy July everyone! I hope that you are enjoying vacations and barbeques with family and friends this month and decorating with your red, white and blue quilty-things. I have a bunch of décor items that I have to get out early this year and enjoy.

Lately, I have been walking lots of trails with our yellow rescue lab “Bear” and he is getting used to our home and routine. Bear likes to nap near my foot pedal when I’m sewing and is getting used to sitting while I EPP. He likes Russ, me, and Kaitlyn best, but is slowly making friends with others. Whatever July brings you; I hope it includes whatever your heart desires ... travel, new books, outdoors time, sewing, knitting, etc.

We have fun events ahead! The July meeting has our “Quilt University” night with demos by our terrific members, the August meeting is our much-loved “Members’ Showcase” night, followed by the September Tea and Tour event. I’m off now to finish my Challenge entry this month (or at least, that is the plan.)

Happy Fourth of July and Summer Fun,

Keri Follmer  
2022-23 BCQG President



## *From the Past President*

### President's Quilt

A big thank you to everyone who made a block for Keri's Garden and Wine quilt! Every time I look at the blocks I see something new that makes me smile...this guilds creativity is amazing! Johanne Gibson sewed the blocks into the top, a huge thank you to her!

But a top is not a quilt until it is quilted, and this guild always hand quilts the President's quilt. Four hostesses have very generously donated the use of their homes for quilting bees, thank you to Karen Brewin, Julie Patterson, Eileen Campbell and Jan Hirth.

Two of the bees were in June, which means there are still two bees, and two weeks time to do some hand quilting! Please contact Eileen or Jan directly to sign up for a time to hand quilt. Remember, you don't have to be an expert! Elaine Pappas-Puckett has put together a short video of how to hand quilt, contact her and she will send it to you.

Eileen Campbell (Mission Viejo) : July 10 - 15

Jan Hirth (Laguna Niguel): July 19 -23

I'm also looking for some good hand appliquers to work on the quilt, please contact me if you'd like to help.

Thank you!

Jennifer Morgan



# Bee Thankful

Saturday, September 30, 2023

The Tea and Tour planning is well underway, and we hope you will plan on joining us! It is always one of the Guild's most fun events. We will start by going on a sewing room home tour...five of our members are generously opening up their sewing rooms for us to tour. It's always so inspiring to see the spaces where we create! Then we will end up at the Murray Center for lunch, and to view the challenge items and raffle baskets. It's a day of friendship and quilty fun! Save the date!

Maggie Thompson and Jennifer Morgan, Chairs

### **Ticket Sales**

Donna Wester and Martha Hurlburt began selling tickets for the Fall Tea & Tour at the June general meeting. Half the tickets were sold! They will sell at the July meeting as well, until they are sold out. If you want to ensure you get a seat, please contact Martha directly. The price is \$40 per ticket. The tickets are necessary to enter the homes on the tour as well as the luncheon at the Murray Center.

We will be selling a total of 240 tickets. As the tables at the Tea will be set for 8, members may purchase tickets for a group of 8 friends; however, the tickets must be purchased together at the same time to guarantee a table. Of course, individuals may purchase tickets as we will seat guests together. This is a fun way to get to know new friends in guild. So get your friends on board and plan on getting your tickets early!

### **Challenge Kits:**

We have a few challenge kits left. We will have them available at the July meeting and beyond, until they are sold out. Remember, these challenges are small, and you still have plenty of time to make something! This is the time to stretch your creativity and get out of your quilting box! The kits are \$15, cash or check. Hoffman Fabrics has generously donated fabric for the kits, which contains 3 fat quarters and a few other surprises. We can't wait to see what you make! Entries are due at the September guild meeting. Challenge rules are listed below.

Jennifer Morgan and Julie Greenspan, Challenge Chairs

### **Sewing Room Tour:**

The sewing room tour is always exciting as we get to see where and how other members create their beautiful quilts. We have 5 gracious ladies who have volunteered to open their rooms and homes for us to visit and drool over. Those ladies are Anne Hicks (Laguna Niguel), Sandy Corbin (Laguna Hills), Sharon Farley (Lake Forest), Nancy Lane (Foothill Ranch) and Teresa Thordarson (Trabuco Canyon). While each of these ladies has a sewing room unique to their wants and needs, there are a few similarities. They all have fabulous stashes and are extremely



# Fall Tea and Tour Continued

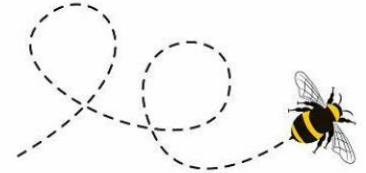
organized. You may feel the need to go home and reorganize!! Get to know these ladies better, their bios are below.

The guild cannot thank these ladies enough. We know you will thoroughly enjoy becoming more acquainted with them and seeing their environments in which their fabulous creations are made. If there are any questions, you can contact me.

Patricia Pardoen patpardoen@gmail.com (949) 370-4196

## **Raffle Baskets**

Of course we will have raffle baskets! Liz Pickering and Wendy Price are coordinating the baskets this year. If you've been to past Teas and Quilt Shows you know how fabulous they are. Wendy and Liz are soliciting completed baskets as well as items that can be made into baskets. Please contact them to donate.



## **Bee Thankful Tea Challenge**

We are so excited to kick off our Fall Tea Challenge “Bee Thankful”!

These wonderful wallhangings, garments and bags will adorn the room during the tea luncheon. It's so fun to see how each member interprets the challenge theme and uses their fabric. The rules are simple:


- Members must buy a kit to participate. Kits will be available at meetings until sold out. \$15, cash or check only.
- Your entry must be inspired by our theme, Bee Thankful.
- You must use each of the three fabrics, a little or a lot, front or back, dyed or whatever! We just must be able to recognize it.
- You must include the two included charms, (the bee and the flower), a piece of the twine, and one hexagon shape. The shape can be appliquéd, pieced, quilted, drawn, embroidered, etc. The white fabric with the hexagon shape already on it does not count!
- Perimeter of the quilt should be no less than 48”, not greater than 160”.
- Patterns are WELCOME!
- Forms are included in your kit.
- Challenges will be **DUE AT THE SEPTEMBER 14, 2023 GUILD MEETING.**
- Awards, including Viewers Choice on the day of the event, will be given.
- Every entry will receive a “thank you for participating” gift made by us, for you!

Here is the bolt information for the Hoffman fabric should you need more than provided. (Or you can purchase an extra kit while available):

Orange: Hoffman 103 Apricot, color 198

White/Gray: Hoffman S4762 Gray, color 48

Floral: Hoffman U4987 Mulberry/Gold color 428



**\*A special thank you to Hoffman Fabrics for the wonderful fabric donation!**

Any questions? Please feel free to contact us at [jsm728@aol.com](mailto:jsm728@aol.com) (Jennifer) or [green-spanfamily@aol.com](mailto:green-spanfamily@aol.com) (Julie).

# Sewing Room Tour

## HOSTESS BIOS

Since several of the ladies who are volunteering their sewing rooms for the tour, I thought it would be nice to know a bit more about them.

## SHARON FARLEY

I began sewing as a 10 year old 4-H'er. I was in 4-H for 10 years and loving the competition. I majored in Home Economics in college continuing my passion. When I went to graduate school I met a faculty person who became my friend and partner in crime. She was a quilter and tried her best to entice me. I held firm that I could sew anything but was NOT a quilter.

The year my mom passed I found quilt tops in a cedar chest. Unfinished! Sewn by my grandmother. I could not stand it. A work that was started and unfinished did not make sense to me. I reached out to my "Quilter Friend" to figure out what to do to finish them. Once again a student of hers! Together we problem solved. At that point I recognized that I cannot stand seeing works incomplete, never realizing the life they were destined! That was the green light for my friend. I was presented over and over challenges to rescue unfinished works. A sashing here, a border there. In this timeframe I moved and found myself in South County. What else is in South County - BCQG! I went to a meeting then another and another. For FIVE years I showed up because I was always so inspired by the art of the speakers. My mantra was that I loved the inspiration but I am not a quilter.

At the time of the pandemic I had NO stash. I was gifted many huge totes of fabric. I was home alone with you-tube, going nowhere and now I have a whole lot of fabric. I perfected half square triangles. I perfected 4 patches and 9 patches. I cut them up and disappeared them. On and on it went. There was a dear lady that kindly drove to my house representing BCQG and picked up what I was sewing for philanthropy. I'm forever grateful. I decided to do a challenge because everyone on you-tube kept talking about them and I thought "Why Not"? I did 100 blocks in 100 days. I finished early!

In 2022 I joined the guild. I'm super happy to support the good it does. I continue to be inspired for the speakers. I find the members friendly and supportive. I am in 2 friendship circles. And I still am in love with rescuing and finishing projects others lose interest in.

See you in September! Please carpool. My neighbors will thank you!!!!

## TERESA THORDARSON

My love of sewing started at 14 when my mother gifted by first sewing machine, a Kenmore. I made clothes, pillows, curtains, stuffed animals and did many alterations; I just loved it. Later after becoming a busy Mom and a few years away from my machine, I started up again in a big way when my daughter became a competitive figure skater. All of a sudden she needed a costume for every routine; Short Program, Long Program and Artistic and I needed a serger! The costumes were beautiful, elaborate, crystals and I loved it! The thing I loved the most is that her creative outlet was also mine, I was so proud of her but also a bit proud of myself. We got asked many times at competition where we got her dresses and when they found out would ask if I could make one for their daughter; the answer always I'm sorry but no. I was always too busy away from the rink with my other two sons, a husband and a business to take that on. Honestly, there were times she skated with a new costume that I wondered if the glue on the crystals was actually dry. My daughter is a grown up woman now, married and a successful producer in LA, again so proud of her. So, my machines were put away again for a few years.

Until...my amazing friend Tina Mudd introduced me to quilting. She talked about it often, knowing I was a sewer, but I really didn't think it was something I'd be interested in. When she invited me to the 2019 Tea and Tour, I decided to go because time with Tina was always well spent. The Tour was amazing and the Tea was such a good time, I won 2 huge baskets! I don't usually win anything, perhaps a higher power was nudging me. COVID hit just months later and although most of the world was looking to fill time I was heads down twelve hours a day in a business that doubled in just a matter of weeks. After a year of that I turned my attention back to quilting and finally finished my first quilt using fabrics from the basket I won at the Tea and Tour. It was nothing special, I didn't even use a pattern, in fact, I didn't know there were patterns, ha ha! I did one more without a pattern but once I discovered patterns and the guild, I was off and running. Now you can find me in my studio almost every evening, it is truly a happy place.

## NANCY LANE

My name is Nancy Lane, I have loved sewing and fabrics for as long as I can remember. I learned to sew from my grandma, she lived to be 106 years old and was still sewing and crocheting up until she was 100 years old. I attended Cal Poly Pomona and majored in Home Economics with an emphasis in Clothing Construction and Pattern Making. After graduating from college I worked at Disneyland Costuming for 18 years, I changed career paths in 1999, and began teaching Home Economics at my high school alma mater for 17 years. I made my first quilt 30 years ago... after retiring 7 years ago I have made too many

## Sewing Room Tour Continued

quilts to count... I love to make pieced quilt blocks (the smaller the piece the better) and sew them into quilts. My favorite quilt and fabric designers are Sherri McConnell, Chelsi Stratton, and Lori Holt... I may have a few more favorites... I love collecting vintage treasures to display in my sewing room. I am a mom, wife, grammy, and auntie... You can always find me in my sewing room when I am not gardening, cross stitching, playing pickleball, traveling, or spending time with my family. Happy Quilting! Have a great day!

### **SANDY CORBIN**

Like many quilters I started sewing in Jr. High. I have always had a love for fabrics. I began making quilts in the 70's and started taking classes in the 80's. I started using as many different fabrics as possible in a quilt, which led to my love of making "Scrappy Quilts". By the 90's I was obsessed with all things quilting. "Sandy's Designs" was founded in 2002 when I started creating patterns and teaching at local quilt shops. Beach Cities Quilters Guild has been an important part of my quilting life. I have served as President, V. P. Programs, Quilt Show Chair, and many other guild positions. It brings me great joy to share my passion for quilting. I like to keep it "FUN AND DONE".

### **ANNE HICKS**

Way back in 7th grade I learned to sew in Home Economics. I remember my first project - an A-line skirt out of blue duck cloth, and how I boldly cut right down the fold line as I cut out the pattern! I sewed most of my own clothes and my first job was in the fabric department of JJ Newberry's for \$1.45 an hour. When we got married I made my first and only quilt, our bedspread, out of all those scraps.

Then life happened - my career, other hobbies (mini schnauzers, gardening, cooking, card making) ....and a sewing machine that was notorious for breaking thread every time I tried to sew. I stopped except for "reluctant mending" and doggy toy repair for about 40 years.

My sister became a quilter, and she coaxed me into a road trip up to Carpinteria to see Roxanne's. I had never seen anything like the Kaffe Fassett fabrics or those restored Featherweights....and SEW it began about 4 years ago. Since then, I have learned and enjoyed so much! I started with jelly rolls - and then started going to classes - at Road to California, classes through Guilds, and private classwork with master longarmers. Two years ago, I got my own longarm and have had more fun learning about texture and how it enhances the piecing. I love free motion and ruler work. I joined BCQC in July 2022 and have thoroughly enjoyed participating in Philanthropy. Piecing and longarming for philanthropy is so rewarding!! This year's goals are to continue with philanthropy quilting, become comfortable with curved piecing and experimenting more with thread painting. My room - Pretty much everything is in a secondary bedroom - it is vacuum packed - but I love it!

I can't wait to have you come!

## Raffle Baskets for Tea and Tour

By the time you get this we will be a short 13 weeks away from our world famous Beach Cities Tea and Tour. Liz and Wendy are in charge of gathering and presenting to you our members, some very wonderful baskets for you to win and enjoy.

We have found ourselves in a bit of a time crunch and desperately need your help!

We are asking that you and your friends donate complete baskets with any theme you like and we will gladly finish them up with decorations labels, and bows.

We will be at the next guild meeting to accept any that you already have completed and store them for you. We will also have a form for you to complete to let us know some important details of your basket, such as the theme, contents and the approximate of value.

If you are in need of a basket we have some to give to you and if you have plans that you are working on please fill out a form so we can make sure we have room for every one of them.

If you are wondering what to do here are some great ideas:

- ⇒ Gift Card Tree
- ⇒ Picnic lunch
- ⇒ New baby/Grandma basket
- ⇒ Always popular, wine basket
- ⇒ All Batiks
- ⇒ All wool
- ⇒ All Chickens
- ⇒ All polka dots
- ⇒ Any basket you would like to win yourself.

See you at the meeting!





# FABRIC SALE aka, Cabbage Sale

Did you know, in the mid-17th century, the term Carbage or Cabbage was given to the bits of fabric left over from cutting out an item? At the end of the 17th century cabbage picked up the connotation it has today: as a bit of private theft and skimming off the top.



Thanks to all the wonderful donors of cabbage, we are overwhelmed with joy in continuing to offer yardage, fat quarters, specially curated bundles, specialty kits, scraps, and occasional notions, at a substantial discount. You won't be committing a crime, no theft or skimming! But it may be a crime not to share this with your friends and family! Please feel free to invite them to our wonderful guild meetings where they can shop at 5:30. The funds help support BCQG's activities and awesome philanthropy.

Donations of all kinds are welcome. We will accept them at the meetings, or if you prefer, we can pick up if necessary.

I want to thank Rachel Fernelius for her amazing job. It is quite remarkable what she and those before her have done. This guild is very connected and supportive. I am thrilled to be a part of such an amazing organization.

Last, I want to thank my two friends who have graciously agreed to assist me, Donna Corn and Elaine Thomson. Feel free to reach out to them if you need anything. Donna is in the Seal Beach/Garden Grove area, Elaine is in Mission Viejo, and I'm in Huntington Beach.

Next month we will be focusing on Christmas in July. We will have ideas and inspiration for your next holiday quilt!

Keep on creating,

Patti Prizler

## Things to Do

### July

5-8	International Quilt Festival/Long Beach	<a href="http://quilts.com">quilts.com</a>
13-16	Southern California Quilter's Run	<a href="http://www.quiltersrun.com">www.quiltersrun.com</a>
20-23		

### September

23	Sewing Room Tour/Luncheon	<a href="http://orangegrovequiltersguild.com">orangegrovequiltersguild.com</a>
30	BCQG Fall Tea and Tour	<a href="http://www.beachcitiesquilters.org/tea--tour.htm">www.beachcitiesquilters.org/tea--tour.htm</a>

### October

7	Old Town Temecula Outdoor Quilt Show	<a href="http://valleyofthemistquilters.com/new-page-1">valleyofthemistquilters.com/new-page-1</a>
---	--------------------------------------	--

## Sunshine & Shadows

The only source for gathering information is through you. If you have something you would like to include in this column please contact me. Please include your name and contact information, and if about someone else, their name and contact information for verification.

Thank you, Debra Halverstadt



## Hospitality

### **NEWS from HOSPITALITY co-chairs Pat and Deb**

Whew! What a long three years dealing with the Covid pandemic. When we began meeting again, Hospitality needed to increase the budget to cover the costs of bringing only wrapped snacks and water bottles. A few months ago we returned to members bringing a snack on their birthday month. Most seem comfortable eating the baked and other goodies. They disappear! In April we will return to containers of water instead of the bottles and will be able to return to our normal budget. We understand that a few may feel uncomfortable or are compromised and will continue to bring their own drink/snack.

### **Back-to-normal changes to guild meetings:**

Members bring a snack for the hospitality table (home-baked or purchased) on their birthday month.

Water will be in a container with cups provided.


## Upcoming Speakers - Beach Cities Quilters

August 2023	Member Showcase	
September 2023	Libby Williamson	<a href="http://libbywilliamson.com">libbywilliamson.com</a>
October 2023	President's Quilt Reveal	

# Photos from June Meeting



# Photos from May Meeting



# Photos from May Meeting



## Monthly Mini



Thank you Jan Hirth for the beautiful Fourth of July table runner. Our lucky winner was Gigi Schultz, Keri Follmer's Mother.



For July we have a "spool" quilt to decorate your sewing space made by Gail Brunell. Gail was our President 2014-2015. She is a very talented quilt maker and has volunteered in so many things over the years. Stop by and see this awesome quilt. it could be yours!

## Opportunity Quilt Travel

We have many quilt guilds who come to our meetings to show and sell raffle tickets for their Opportunity quilts. BCQG does the same and the following guilds have been booked. We encourage guild members to travel with the quilt as it is always fun to see other guilds. It is recommended that two people travel but if there is a group of three who would like to do this, that is fine. There are two medium size suitcases containing all that is needed, plus the quilt stand. The guilds have a table and chairs set up for us. Please look over the following information and let us know if you can help with this. Our Opportunity quilts are always gorgeous and always well received by the guilds.



**Monday, August 14<sup>th</sup> – Flying Geese Guild – Irvine – doors open at 6PM**

**Thursday, September 7<sup>th</sup>- Acacia Quilt Guild – Buena Park – doors open at 6PM**

**Tuesday, October 10<sup>th</sup> – Orange County Guild – Orange – doors open at 6PM**

**Wednesday, October 11<sup>th</sup>- Orange Grove Guild – Garden Grove – doors open 8:30AM**

**Monday, October 16<sup>th</sup>- North County Guild – Escondido – doors open at 5:30PM**

**Patricia Pardo (949) 370-4196**

**Carol Gobrogge (949) 291-3562**

**Kelly Counseller (949) 370-2627**

# From the Treasurer



Hi everyone, I am looking forward to summer as long as there is more sun involved! Here is the current state of finances for the Guild. Note that we show expenses for the 2024 Quilt Show on our monthly P&L, BUT we will move it out of the Guild Budget and into the Special Events Budget right after we close the books for the Tea and Tour in September. As always, contact me if you have any questions.

[Liz Pickering](#)  
BCQG Treasurer

May P&L updated 6/4/23	BCQG Annual Budget			10/1/22 through 9/30/23		
	March	April	May	YTD Total	Budget	Variance
<b>Income</b>						
Advertising	\$390.00			\$1,190.00	\$600.00	\$590.00
Amazon			\$91.03	\$158.58	\$100.00	\$58.58
Block Party				\$0.00	\$0.00	\$0.00
Circe				\$43.00	\$100.00	-\$57.00
Membership	\$640.00	\$160.00	\$160.00	\$9,160.00	\$8,000.00	\$1,160.00
Membership - 2023-2024				\$0.00	\$0.00	\$0.00
Miscellaneous Income				\$0.00	\$0.00	\$0.00
Monthly Mini	\$123.00	\$163.00	\$219.00	\$1,047.00	\$1,100.00	-\$53.00
Philanthropy			\$689.50	\$1,709.50	\$1,500.00	\$209.50
Sales Tax collected to be paid to State				\$0.00		\$0.00
Tea & Tour 2023				\$0.00	\$4,000.00	-\$4,000.00
Ways & Means (Rummage)	\$641.00	\$450.00	\$4,412.00	\$7,759.50	\$3,000.00	\$4,759.50
Welcoming (Guest Fees)				\$120.00	\$100.00	\$20.00
Workshops	\$660.00	\$60.00	\$150.00	\$4,770.00	\$4,050.00	\$720.00
<b>Total Income</b>	<b>\$2,454.00</b>	<b>\$833.00</b>	<b>\$5,721.53</b>	<b>\$25,957.58</b>	<b>\$22,550.00</b>	<b>\$3,407.58</b>
<b>Expenses</b>						
Advertising				\$0.00	\$10.00	\$10.00
Block Party				\$0.00	\$200.00	\$200.00
Donations				\$0.00	\$500.00	\$500.00
Door Prizes				\$0.00	\$50.00	\$50.00
Facilities		\$2,120.85	\$464.85	\$9,414.78	\$13,500.00	\$4,085.22
Friendship Groups				\$0.00	\$50.00	\$50.00
Hospitality	\$51.44			\$248.37	\$400.00	\$151.63
Website/internet		\$297.00		\$1,003.00	\$2,000.00	\$997.00
Membership	\$1,497.93			\$1,497.93	\$700.00	-\$797.93
Monthly Mini				\$0.00	\$25.00	\$25.00
Operations			\$235.00	\$2,283.00	\$2,450.00	\$167.00
Payment Processing fees	\$26.94	\$4.10	\$51.00	\$300.31		-\$300.31
Parliamentarian				\$0.00	\$25.00	\$25.00
Philanthropy	\$74.04	\$137.97	\$3,674.24	\$9,578.02	\$10,000.00	\$421.98
President's Quilt				\$66.06	\$400.00	\$333.94
President			\$27.99	\$27.99	\$300.00	\$272.01
Programs	\$1,765.46		\$2,034.65	\$6,799.64	\$13,000.00	\$6,200.36
Sales Tax Paid to State				\$0.00	\$0.00	\$0.00
SCCQG				\$0.00	\$200.00	\$200.00
Secretary				\$0.00	\$25.00	\$25.00
Show & Tell				\$0.00	\$25.00	\$25.00
Special Event Tea & Tour				\$0.00	\$0.00	\$0.00
Special Event 2024 Quilt Show			\$1,150.00	\$1,150.00	\$0.00	-\$1,150.00
Treasurer's Expenses			\$45.76	\$117.63	\$100.00	-\$17.63
Ways & Means (Rummage)				\$276.59	\$300.00	\$23.41
Welcoming (New Member Tea)				\$0.00	\$250.00	\$250.00
Workshops	\$1,070.00	\$50.00	\$895.00	\$7,814.83	\$10,500.00	\$2,685.17
<b>Total Expenses</b>	<b>\$4,485.81</b>	<b>\$2,609.92</b>	<b>\$8,578.49</b>	<b>\$40,578.15</b>	<b>\$55,010.00</b>	<b>\$14,431.85</b>
<b>Net Income/Expenses Gen'l Acct</b>	<b>-\$2,031.81</b>	<b>-\$1,776.92</b>	<b>-\$2,856.96</b>	<b>-\$14,620.57</b>	<b>-\$32,460.00</b>	<b>\$17,839.43</b>
<b>Bank Accounts</b>						
BCQG General Business Fund 6214	\$26,704.88	\$24,927.96	\$22,071.00			
BCQG All CD Accounts	\$20,050.63	\$20,106.83	\$20,161.36			
BCQG Bus. Advantage Select Savings 0142	\$21,003.02	\$21,003.54	\$21,004.08			
Special Events Funds - acct 6219	\$5,000.00	\$6,045.00	\$6,174.35			

# Workshops

## Friday September 15, 2023 Libby Williamson

**This class will be held at the Laguna Hills Community Center, 25555 Alicia Pkwy LH in the Physical Room on the first floor.**

Libby Williamson, a fiber artist, will teach a fabric collage class. Students will purchase a kit for the class from Libby for \$35. Members can register via email to [Margaret Gordon](#) or online registration at [here](#). Non-members are welcome to sign up starting July 1st.

Visit Libby Williamson's website for more inspiration: [Libby Williamson](#)



## Friday, November 10, 2023 Kristyne Czepuryk

Kristyne Czepuryk is teaching the Pamela Pouch. The pattern is fat eighth friendly. Every detail of the pouch is finished – a covered zipper, finger tabs for easy use, fully lined and the inside seams are neat and tidy. The handles can be omitted. Class is just in time to create a sweet holiday present that is perfect for notions, craft projects, pencils, stationary supplies, cosmetics or...

See Pretty by Hand for more pictures of the project or to purchase a PDF of the pattern.

## Workshop General Information/Locations

### NEW:

Only BCQG members can sign up during the first month that registration is available. Snippets, the newsletter, and the website will state that only members can sign up during that definitively stated time period. The Guild aims to open registrations three months in advance. Actual dates will be published in snippets, newsletter and on the website.

Please note that the online registration system is turned off on the guild meeting days so that we can accurately accept in-person registrations. The system is turned back on once we have reconciled all the in person and online registrations.

Workshops run from 10:00 AM -4:00PM Please arrive 15 -30 minutes early to set up your workspace. After the workshop chair helps the speaker and sets up the classroom, she will be happy to help you if you need assistance. Remember to bring your lunch/drink/snack for the LIMITED lunch break time.

Workshop Fees are usually \$30 per day. Workshop description in the newsletter includes additional material/supply fees due to speaker.

Workshops are held at the Norman P Murray Community Center Juniper room, 24932 Veterans Way, Mission Viejo, CA 92692 **Note: The September workshop is at the Laguna Hills Community Center, 25555 Alicia Pkwy LH in the Physical Room on the first floor.**

You may cancel and receive a refund if you let the workshop chair (Margaret Gordon) know by email at least 45 days before the workshop. After that time, you will only be refunded if there is a person to fill your spot from the waiting list. We will issue a refund check after payment is received from the replacement for your spot.



# Philanthropy News



Philanthropy is happy to report 148 quilts, 56 pillowcases, 10 NICU blankets and 5 comforting fleece throws were donated last month!

We are currently in need of patriotic quilts, large and small, for local marines and veterans.

Our next Operations Showers Of Appreciation, supporting our young marine families, is scheduled for August 5th. Baby boy and girl quilts are both needed.

Please and thank you..

- If you take a kit, PLEASE piece the backing and binding included in that kit. We all like to make tops but finishing the complete kit helps us get them ready for longarm and domestic quilting.
- Quilts ready for quilting are always available at the general and Sew Day meeting. Domestic or longarm quilting. Getting quilts finished continues to be our biggest challenge. All help is welcome!

## **Our next SEW DAY**

Monday, July 3rd  
10 AM - 4PM  
Glenwood Recreation Center  
25422 Cedarbrook  
Aliso Viejo

We will have quilt, pillowcase and NICU kits, batting and 3 full bins of free fabric and surprises. Show and Tell starts at 11, join us!

“We only have what we give.”  
~ Isabel Allende

Julie Greenspan  
Greenspanfamily@aol.com

## Show and Tell

July 2023! Wow! The year is flying by, and we hope you have made lots of quilts not only for yourself but for friends and family.

In July we must celebrate Stars and Stripes, red, white, and Blue, and fireworks! Bring your quilts, new or old, that will help us celebrate this great country! We really want to see them.

It is the time of year for weddings, graduations, new babies, and anything else that you want to share. We love it all!

We want to see your quilt that you made at the June Workshop with Anna Marie Horner. Bring your finished quilt. Oh, if you have not finished it yet then bring a block from the class. That quilt is going to be so pretty, so you know we want to see it.

We have forms for you to complete so bring your quilt to our table.

See you in July!

Your Show and Tell Committee.

Anne, Eileen, and Marsha



## From Other Guilds

*Flying Geese Quilters Guild*  
Presents  
*"Quilts for all Seasons"*  
2023 Quilt Show  
at  
Norman P Murray  
Community and Senior Center  
24932 Veterans Way  
Mission Viejo, CA 92692  
Saturday, September 16  
10 am - 4 pm  
[www.QuiltsForAllSeasons.com](http://www.QuiltsForAllSeasons.com)

**Flea Market of the Mist**  
Bargains on notions, books, fabric and other quilty goods!

July 11, 2023  
6:30-8:30 pm  
Free Admission!

**Valley of the Mist**  
Quilters Guild

SRCAR Event Center  
26529 Jefferson Ave.  
Murrieta, CA 92562

Profits go to support the Guild's activities.  
We are a 501(c)(3) non-profit organization.

Cash and Credit Cards only.  
Sorry no checks.

<https://valleyofthemistquilters.com>

# June Show and Tell



1



2



3



4



5



6



7

1. Gail Brunell—Home Is...
2. Gail Brunell—Vintage Windmill
3. Gail Brunell—Vintage Windmill Table Topper
4. Judy Dimmick
5. Anne Hicks—Earth Angels
6. Tami Quan—Freeze Frame
7. Pat Pardoen—Patriotic Sampler

## June Show and Tell



8. Kris Konzelos

9. Jean Impey—Big Fish-Little Pond

10. Mary Kay Fitzpatrick, Annie Fitzpatrick, Camille Teeple, Carrie Donohoe & Janice Trumbauer—H Bag

## Friendship Circles

Sew Sisters friendship circle was pleased to present Colonel Deborah Dannemeyer (Ret) with a red, white and blue quilt they made from a Chelsi Stratton design. The quilt was pieced by the members of Sew Sisters, blocks were sewn together by Debra Halverstadt and Norah Dopudja. Norah quilted it on her long arm.

Colonel Dannemeyer was presented with the quilt on May 6<sup>th</sup> at the home of Marti Ryncarz where we heard some of the details of her career. She enlisted in the Army in the mid-seventies and served as an operating room technician. After her stint in the army, she continued her education and earned a master's degree in Healthcare Administration. She enlisted in the Air Force and spent a total of twenty-nine years on active duty as well as in the reserves, which included being called up from the Air Force reserves to coordinate the preparation of a hospital in Europe in anticipation of caring for our wounded soldiers coming from the Iraq war. When she was deployed, she left behind her three-month-old baby as well as her three and a four-year-olds. Luckily, she had a very supportive family to help with the children in her absence. Two of those babies, now women, along with her young grandson, were there for the presentation.



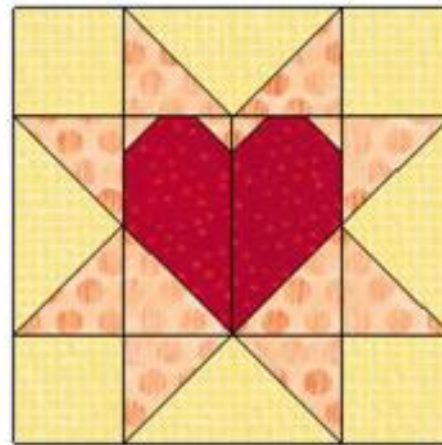
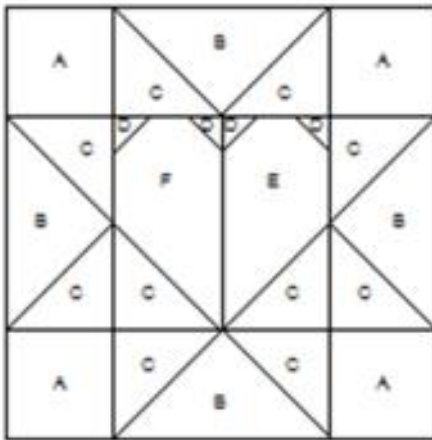
Colonel Dannemeyer spoke, reminding us that the United States has an all-volunteer military and each person that joins has chosen to protect our nation as well as our allies. She didn't want to leave her young family but there was no question in her mind. She made the commitment and was ready to do her duty.

I, personally, have great difficulty imagining myself strong enough emotionally to be as ready, willing and able to what she has done. I am proud to have met Debbie. We are grateful to have individuals like Colonel Dannemeyer in our world.

Karen Bean  
Friendship Circles

# Block Party—Hearts

## Hearts – July



### Cutting Instructions:

<b>Fabric</b>	<b>Size</b>
Background Fabric A	Cut 4 - 3.5" squares
Background Fabric B	Cut 4 - 3.5" x 6.5" rectangles
Star Fabric C	Cut 10 - 3.5" squares
Star Fabric D	Cut 4 - 1.5" squares
Heart Fabric E	Cut 1 - 3.5" x 6.5" strips
Heart Fabric F	Cut 1 - 3.5" x 6.5" strips

1. Mark a diagonal line on the wrong side of each background small D 1.5" square. Place the squares on the top of two of the heart pieces (E & F) putting right sides together. Sew on the lines; trim the corners leaving  $\frac{1}{4}$ " and press seams open.



## Block Party— Hearts

2. Mark a diagonal line on the wrong side of two background C 3.5" squares. Place the squares on the top of two of the heart pieces (E & F) on opposite sides putting right sides together. Sew on the lines; trim the corners leaving  $\frac{1}{4}$ " and press seams open.



3. Sew the right and left side of the heart together and press the seam open.



4. Make 4 units of flying geese using 4 Bs and 8 Cs. As in step 2, mark a diagonal line on the wrong side of each Star C unit. Place the Star C unit on each end of the 4 background Fabric B and sew on the line. Trim the corners leaving  $\frac{1}{4}$ " and press the seams open.



5. For two of the Flying Geese units made in step 5, sew a background fabric B to both ends of the Flying Geese.



6. Sew the two remaining Flying Geese units on the Left and on the right of the Heart square made previously.



7. Sew the two larger remaining Flying Geese units to the top and the bottom of the Heart unit.



# Membership

To join the guild please print, complete and bring this form to the next meeting. You can also join online: <https://www.beachcitiesquilters.org/join-us.htm>.



## BEACH CITIES QUILTERS GUILD MEMBERSHIP APPLICATION / RENEWAL FORM

The information you provide will be used in the Beach Cities Guild directory. A completed membership application must be submitted no later than the December general meeting to be included in the directory for the current membership year. The directory is distributed to guild members and is not made available to other sources.

Name			<input type="checkbox"/> \$40 New Member <input type="checkbox"/> \$40 Renewal Membership # _____ <input type="checkbox"/> Check # _____ <input type="checkbox"/> Cash Date _____
<input type="checkbox"/> <i>If you are renewing your membership, please review your information in the last directory. Include any needed changes below or check the box to indicate that your information is current.</i>			
Address			
City	State	Zip	
E-Mail Address			
Home Phone#		Work Phone#	
Cell Phone#		Birthday Month _____ Day _____	
Emergency Contact (if desired)		Emergency Contact Phone Number	

Check Box to indicate that Beach Cities Quilters' Guild has permission to use your photo in hard copy and on-line publications. (for Example use of Show & Tell picture in the newsletter)

- BCQG is a nonprofit organization whose purpose is to provide a creative atmosphere, to share knowledge of methods and techniques, and to encourage each member's growth and talent in the field of quilt making and related subjects.
- Meetings are held the 2<sup>nd</sup> Thursday of each month at the Norman P. Murray Center, 24932 Veteran's Way, Mission Viejo.
- Social time begins at 6:30 pm with the General Meeting & Program from 7:00 pm to approximately 9:00 pm.
- Dues are payable prior to the start of each membership year, annually from October 1 through September 30.
- Please bring this completed form and your dues (check payable to BCQG) to the Membership Table at the General meeting or mail it to:

**Beach Cities Quilters Guild - Membership**  
**P.O. Box 2328**  
**Mission Viejo, CA 92690-2328**

Check Box to indicate that you have questions and/or would like to be put in contact with other guild members.



# BCQG Volunteer Survey



## BCQG VOLUNTEER SURVEY

Our Guild has been successful because of the time, energy, and generosity of its volunteers. Please take a few moments to review the descriptions of the various Board positions, printed in the Bylaws section of your BCQG Roster. These are just a few of the many ways you can become involved and get to know other members. Please include your name to indicate your interest or submit recommendations for the following offices and committees. Please return your completed survey by June 10th to the Parliamentarian. Please call or send an email if you have any questions. Marian Mapes, Parliamentarian, mmapes1231@aol.com or 33695 Marlinspike Dr, Dana Point, CA 92629. Please enter your name below for the position(s) for which you would like to be considered. Thank you!

### EXECUTIVE BOARD

President \_\_\_\_\_  
 1st Vice President – Programs \_\_\_\_\_  
 2nd Vice President – Membership \_\_\_\_\_  
 3rd Vice President – Facilities \_\_\_\_\_  
 Secretary \_\_\_\_\_  
 Treasurer \_\_\_\_\_

### STANDING COMMITTEES

	Chair(s)	Assist/Help When Needed
Advertising	_____	_____
Block Party	_____	_____
Door Prizes	_____	_____
Friendship Circles	_____	_____
Hospitality	_____	_____
Internet	_____	_____
Monthly Mini	_____	_____
Newsletter	_____	_____
Philanthropy	_____	_____
Show & Tell	_____	_____
SCCQG Representative	_____	_____
Quilt Show 2024	_____	_____
Spring Tea and Tour	_____	_____
Ways and Means	_____	_____
Welcoming	_____	_____
Workshops	_____	_____

## Featured Advertiser

### Featured Advertiser – Orange Quilt Bee

This year we are offering the advertisers a chance to tell you about their business. This month we are featuring Orange Quilt Bee in Orange.

#### Pebble Gilb

I am co-owner of Orange Quilt Bee. “I have always dreamed of owning a quilt shop and providing a place for others with the same love for fabric and creating that I have. I look forward to seeing you all at the “dream house”, otherwise known as Orange Quilt Bee”.

#### Lisa Wiltse

I am co-owner of Orange Quilt Bee and I am as passionate about garment sewing as I am about quilting. “With the resurgence of interest in garment sewing and very limited facilities offering this type of class, I began teaching clothing classes – both beginner level and intermediate, hoping to inspire my students to develop their passion of garment sewing. It has always been my wish to share my love of sewing and fabric and I look forward to meeting new friends”!



### It's All About the Inventory

By Lisa Wiltse

New customers visiting our store for the first time often compliment us on our wonderful fabric selections. We are pretty proud of it and have come a long way from the mere 800 bolts on the shelves in 2009 when we opened the shop. Here is a little bit of information about fabric buying you might not know:

**Buying fabric should be really fun, right?** That's what we thought too. The truth is it's hard work, and it's not half as fun as hosting our favorite classes or seeing your smiling faces walk through our doors. It is, however, one of the most important parts of our job. As shop owners, Pebble and I try to choose fabrics that reflect our taste and style of fabrics that we like and hope YOU like too -- that's the goal in retail. If we choose well, the fabric sells quickly and we get to buy more; if we miss the mark -- well, there's a sale rack for that!

**How often do we buy?** There is A LOT of fabric to choose from! Each of our vendors has four or more “releases” per year and each release will have multiple “collections” from which to choose. Each collection may have as many as 40 prints offered in multiple colorways! Sometimes it can take three hours to look through the fabrics offered and make our selections. Our fabrics are scheduled to arrive each month and a spreadsheet of what's coming in helps to keep track of it all.

**How do we know what to pick?** There is no easy answer to this question -- maybe because it's pretty, it's fresh, it's new? Mostly we pick from collections we like best and think will appeal to our customers. Over the years, experience has taught us what to avoid - weird colors, excessively large prints, themed prints, etc. Sticking to a budget helps to keep our buying in check too!

**How do we decide what to do with it?** Some collections fly off the shelf, others need a little help with models and kits. OQB employees are the best at pulling fabrics and patterns and are always coming up with fun and unique ways to display the fabrics. Our goal is to create visuals that will inspire your creativity! And OQB certainly does a good job at that.

**Can you reorder fabrics from a previous line?** The answer is almost always no. Fabric manufacturers will print to meet the orders placed by shops. By the time the collection has shipped to stores, most of the prints are sold out. An exception to this rule is blenders which are usually reorderable.

That is just the tip of managing inventory! One thing we would like to convey is how much we appreciate our customers who have supported us through the years by purchasing directly from OQB. We are still in business because of you!



**VISIONS ART MUSEUM**  
Contemporary Quilts + Textiles

2825 Dewey Road  
San Diego, CA 92106  
619-546-4872

Tues - Sat 10 to 4  
Sunday 12 to 4  
closed major holidays

*Estuary, detail, Melody Money*



*Jean Impey*  
**Long Arm Quilting Services**  
31182 Casa Grande Drive  
San Juan Capistrano, CA 92675  
Jean@SewJean.com  
714/815-7884  
Computerized, Edge to Edge and Custom work Available

**Diana's Stitchery**  
Longarm Quilting & Fiber Arts  
Creative Designs in Fabric

Diana O'Connor      23361 Cobblefield Mission Viejo, CA  
cell 978-239-7830      www.dianasstitchery.com




**Orange Quilt Bee**

*Pebble Gilb & Lisa Wiltse, Owners*

714-639-3245  
628 E. Katella Ave., Orange, CA 92867  
www.orangequiltbee.com  
email: oqbshop@orangequiltbee.com  
Hours: Mon-Thu: 10-8, Fri-Sat: 10-5, Sun: 12-4



**Moore's**  
Sewing Machines · Ceiling Fans · Vacuums  
Specialists in Sales & Service  
A Fourth Generation Family Business

MISSION VIEJO · 25390 Marguerite Pkwy · (949) 580-2520  
HUNTINGTON BEACH · 15041 Goldenwest St. · (714) 899-3222  
CORONA · 591 N. McKinley St. #106 · (951) 736-5457  
VICTORVILLE · 16210 Bear Valley Road · (760) 240-4477  
TEMECULA · 26490 Ynez Road, Ste. F & G · (951) 297-3796  
OUTLET CENTER · 22532 Avenida Empresa, RSM · (949) 829-9459

[www.moores-sew.com](http://www.moores-sew.com)

**PAL's** Sewing & Vacuum Since 1967  
[www.PalsSewVac.com](http://www.PalsSewVac.com)

 Dress the Globe  
 OFFICIAL RETAILER

**(949)645-7257**

**JANOME elna melco**

**FREE** 5yr Protection/Service Plan  
with every new machine purchase

**FREE** In-Home Installation & Set -Up  
with Every Longarm Purchase

- \* **Lowest Price Guarantee**
- \* **In House Service of All Brands**
- \* **Free Service/Repair Estimates**
- \* **Same Day Service Available**

**Ask for 15% BCQG Discount**  
2299 Harbor Blvd  
Costa Mesa, CA 92626



**SEWING PARTY**

Contact : [info@sewingparty.com](mailto:info@sewingparty.com)  
[instagram@sewingparty](https://www.instagram.com/sewingparty)  
Shop : [www.sewingparty.com](http://www.sewingparty.com)



**Store Hours**  
 Monday, Wednesday & Friday: 10am - 4pm  
 Tuesday & Thursday: 10am - 3pm  
 Saturday: 9am - 2pm  
 Sunday: Closed

**Contact Us**  
 Phone: (951) 304-9787  
 Website: [sewtreasuredquiltshop.com](http://sewtreasuredquiltshop.com)  
 Email: [sewtreasured@stquiltshop.com](mailto:sewtreasured@stquiltshop.com)  
 Facebook: Sew Treasured Quilt Shop  
 Instagram: @sewtreasuredquiltshop

26855 Jefferson Ave, Suite D, Murrieta, CA 92563




**Sewing Center**  
 OF ORANGE COUNTY  
 Guaranteed best price on everything in the store!

**baby lock JANOME elna JUKI**

**SEWING CENTER OF OC**  
 Steve Shuman, Manager

1-714-993-2SEW (2739)  
[info@sewingcenteroforangecounty.com](mailto:info@sewingcenteroforangecounty.com)  
 1239 East Imperial Highway, Placentia CA 92870  
[www.sewingcenteroforangecounty.com](http://www.sewingcenteroforangecounty.com)  
 Facebook: <https://www.facebook.com/sewingcenterofoc>  
 Twitter: [sewingoc](https://twitter.com/sewingoc) • Instagram: [sewingcenteroc](https://www.instagram.com/sewingcenteroc)



**HATHAWAY**  
 QUILTWORKS

*Computerized Longarm Quilting*

- Precise edge-to-edge stitching by a Gammill Statler Longarm in a clean and professional quilting studio
- Countless E2E patterns available from our in-house catalog and vendor's website (save, review, share)
- Binding services by hand or machine; custom designed quilt labels
- Stitch Rewards and Friend Referral Bonus
- Share your quilting journey with us; beginners welcome

Laguna Hills Business Park  
 Near I-5 at Lake Forest & Moulton Parkway  
[hello@hathawayquiltworks.com](mailto:hello@hathawayquiltworks.com)

**Call or Text Laurel 949-534-2934**

**Quilt Passions**  
 Batik and tropical fabrics  
 Island-themed quilt patterns  
 Hawaiian-style quilts  
 New Store - Open 2023!  
 27001 La Paz Rd Ste 116  
 Mission Viejo, CA 92691  
 (949) 994-1199  
[www.quiltpassions.net](http://www.quiltpassions.net)

**GRAND COUNTRY QUILTS**

*Rachel Graves-Hill*  
*Roxanne Thomsen*  
 PRIMITIVE SHOP- 760.471.1114  
 MODERNS AND MORE- 442.515.3088  
 Open Mon-Sat 10am-3pm  
[www.grandcountryquilts.com](http://www.grandcountryquilts.com)