



# Stitches in the Sand

May 2023

**MEETING DATE: May 11th at the Norman P. Murray Center and Zoom.**

## Programs

This month's speaker is Dory Cary "Fresh—Modern—Different"

In May, we welcome Dora Carey. Designer, quilter, teacher, and owner of Orange Dot Quilts located in Paso Robles, California.



Dora is a Romanian-born engineer and designer who moved to the United States in 2001, discovered quilting in 2006, made her first quilt and became an American citizen in 2008, and wrote her first quilt pattern in 2013!

She was taught by her mother and grandmothers to sew, knit, embroider, crochet and weave from a very early age. Most of her life in Romania was lived under a strict communist regime which taught her to appreciate freedom more and be creative about finding ways to achieve what she wasn't allowed to have. After witnessing a revolution that overthrew communism and getting her engineering degree, she went back to school to learn about Marketing and Design in a free economy.

In 2016, she decided to share her creations with the world so she started a quilt pattern business under the name Orange Dot Quilts. On July 1, 2021, Orange Dot Quilt shop opened in Paso Robles, California. Currently she has more than 30 Quilt and Bag patterns, and her quilts have been displayed at many quilt shows including Quilt Con and Pacific International Quilt Festival.

Dora says "I love quilting for the creativity and freedom of expression it gives me, and I love the quilting community for the amazing generosity and sense of camaraderie."

Visit Dora's website for more info: [www.orangedotquilts.com](http://www.orangedotquilts.com)

Join us at 4:30 pm for "Dinner with the Speaker" at Wood Ranch BBQ & Grill located at 28016 Greenfield Drive, Laguna Niguel, CA. Please text your RSVP to Margie (949) 233-3350 by Wednesday, May 11, 2023.

Happy Quilting  
Margie Bushaw  
1st VP/Programs

### Upcoming Speakers:

June: Anna Maria Horner

July: Member Show Case

August: Quilt University/Members

### Inside this issue:

President's Message	2
From the Past President	3
Fall Tea & Tour	4
Rummage Sale	5
Bee Thankful Challenge	6
Sunshine & Shadows	7
Hospitality	7
Upcoming Speakers	7
Pictures from April	8
Monthly Mini	11
Opportunity Quilt 2024	11
Note from the Treasurer	12
Workshops	13
Philanthropy News	15
Show and Tell	16
April Show and Tell	17
Friendship Circles	19
Things to Do	19
Block Party—Hearts	20
Membership Form	23
BCQG Volunteer Form	24
Advertisers	25

Need to speak to a board member—Email [beachcitiesqg@gmail.com](mailto:beachcitiesqg@gmail.com)

Connect with us on social media to join in the fun :

<https://www.facebook.com/Beach-Cities-Quilters-Guild-105189137693733>

Or Members Only Group <https://www.facebook.com/groups/672436387018111>

BCQG's Board Meeting is held the Third Thursday of the Month via Zoom.

## From the President

May will bring us great weather for all of our outdoor activities in Orange County. For me, that includes sewing and quilting. I love moving my sewing set-up out on the patio, including my iron, and listening to music or a movie on my iPad. In fact, I get cabin fever when I'm sewing inside and often take a break to walk around the park or work in the yard, as I am indoors all day at the office.

By working on my patio, I could quilt all day and through the evening. I really enjoy stitching at the beach, hiking trails, in Disneyland ride lines, or on dive vacations (even on a dive boat!) Have you tried embroidery or English Paper Piecing at the beach? It is fun if it is not too windy. I know we have members who bring their sewing machines in their camper/trailer or travel with their small machine (love that!) At home, you should try setting up outside with an extension cord/surge protector if you can make it work. It is really liberating! You just have to get some small items to weigh down your fabric pieces if there is a breeze -- a project board works great.

When our daughters were little, we used to tent camp every year with our dog at the beach. I have great memories of the quilt blocks made on those trips that went into big quilts months later. Great memories!

Speaking of great memories and things to be "Bee thankful for" I have begun my Challenge entry for the Fall Tea and Tour. I hope you are making plans and having FUN with this great event. I am over-the-moon happy that it is fall-themed and can't wait to visit the sewing rooms. Currently, I sew in a corner of our bedroom, but will (soon) be moving into one of our daughters' former bedrooms. I need all the creative inspiration that our Hostesses can share.

Happy stitching,

Keri Follmer  
2022-23 BCQG President



## From the Past President

If you didn't finish your block and turn it in at the April meeting, there's good news, because you have one more month! The absolute final turn in date is the May guild meeting!

Questions? Contact me! Jennifer Morgan

### Block Instructions for Keri's Gardening, Flowers and Wine Presidents Quilt

1. Your design must fit within the middle of a 5" square. The committee will square up the blocks after they are turned in so please do NOT trim your block down.
2. All methods of appliqué, piecing, paper piecing, embroidery, etc are welcome. If you do raw edge appliqué, please zigzag the edges.
3. Embellishments are fine, just do not attach them to the block. Put them into a small baggie with your name on it and staple to the edge of your block. The Committee will attach after quilting.
4. **Your name is important.** Please write your name close to the edge of your design so it doesn't get cut off when the blocks are squared up. Pens will be available for you to use if you forget to sign your name. Please turn in by May guild meeting.

Colors: Any colors/shades that you would find in flowers and plants: Pink, Green, Purple, Yellow, Orange, Blue and Black. Keri loves softer fabrics and shabby chic.

Fun, Favorite Things: Mixed bouquets of flowers, wildflowers, blooms in teacups, bikes with flowers, garden signs, pennants, seashells, Adirondack chairs, cabbage roses, climbing roses, geraniums in containers, fluffy pillows, straw hats, garden tools, bird houses, lanterns, lemons, peaches, strawberries, herbs, mirrors on garden walls, garden rain boots, rabbits, picnic baskets, garden fairies, moss, hummingbirds and more! Butterflies, bees, ladybugs and bunnies only please.

Wine Fun: Colored wine glasses with flowers, vines, grapes and leaves, sunflowers, wine barrels, picnic baskets





# Bee Thankful

Saturday, September 30, 2023

The Tea and Tour is always one of the Guild's most fun events, and we hope you will plan on attending! We will start by going on a sewing room home tour...five of our members are generously opening up their sewing rooms for us to tour. It's always so inspiring to see the spaces where we create! Then we will end up at the Murray Center for lunch, and to view the challenge items and raffle baskets. It's a day of friendship and quilting fun! Save the date!

Alicia Passarelli and Maggie Thompson, Chairs

### **Challenge kits:**

We have about 20 challenge kits left, and will be selling them at the May meeting.

Hoffman Fabrics has generously donated fabric for the kits, which contains 3 fat quarters and a few other surprises for you to make at a cost of \$15. We can't wait to see what you make! Challenge rules are listed below.

Jennifer Morgan and Julie Greenspan, Challenge Chairs

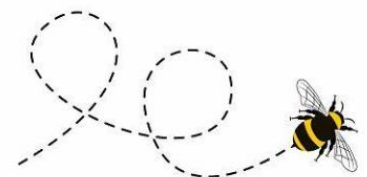
### **Sewing Room tour:**

The last time Beach Cities Quilters had its Spring Tea and Tour was 2019. Wow that seems a long time ago and much has happened during that time span. I am very happy that we all came through and are moving ahead with the guild's fun events.

As the guild prepares for the 2023 Tea and Tour the excitement grows. The sewing room tour is always an exciting part as we get to see where and how other members create their beautiful quilts. We have 5 gracious ladies who have volunteered to open their rooms and homes for us to visit and drool over. Those ladies are Anne Hicks (Laguna Niguel), Sandy Corbin (Laguna Hills), Sharon Farley (Lake Forest), Nancy Lane (Foothill Ranch) and Teresa Thordarson (Trabuco Canyon). While each of these ladies has a sewing room unique to their wants and needs, there are a few similarities. They all have fabulous stashes and are extremely organized. You may feel the need to go home and reorganize!!

The guild cannot thank these ladies enough. We know you will thoroughly enjoy becoming more acquainted with them and seeing their environments in which their fabulous creations are made. If there are any questions, you can contact me.

Patricia Pardoen patpardoen@gmail.com (949) 370-4196



## Fall Tea and Tour Continued

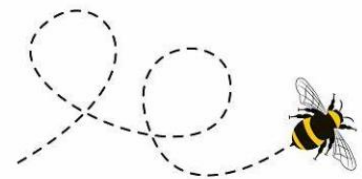
### Ticket Sales

Donna Wester and Martha Hurlburt will begin selling tickets for the Fall Tea & Tour at the June general meeting. The price this year is \$40 per ticket. The tickets are necessary to enter the homes on the tour as well as the tea at the Murray Center.

We will be selling a total of 240 tickets. As the tables at the Tea will be set for 8, members may purchase tickets for a group of 8 friends; however, the tickets must be purchased together at the same time to guarantee a table. Of course, individuals may purchase tickets as we will seat guests together. This is a fun way to get to know new friends in guild. Elaine Pappas-Puckett will again host a table for new members.

As well as at the June meeting, we will be selling tickets in July, August and September, or until we have sold out. So get your friends on board and plan on getting your tickets early!

Donna Wester and Martha Hurlburt



## Rummage Sale



The time has arrived!! The BCQG Rummage Sale is Saturday, **May 6th from 10 am to noon** at the Murray Center. There will be yards and yards of fabric. There are a number of quilt kits and they have been marked down to more than 80% off of their retail value. In addition, there are couple Marimekko fabrics and a number of Art Gallery Fabrics. Please join us for a great morning of deals.

Thanks,  
Rachel

# Bee Thankful Tea Challenge

We are so excited to kick off our Fall Tea Challenge “Bee Thankful”!

These wonderful wallhangings will adorn the room during the tea luncheon. It’s so fun to see how each member interprets the challenge theme and uses their fabric. The rules are simple:

- Members must buy a kit to participate. Kits will be for sale starting at the March guild meeting. Kits will also be available at meetings thereafter until sold out. \$15, cash or check only.
- Your entry must be inspired by our theme, Bee Thankful.
- You must use each of the three fabrics, a little or a lot, front or back, dyed or whatever! We just must be able to recognize it.
- You must include the two included charms, (the bee and the flower), a piece of the twine, and one hexagon shape. The shape can be appliquéd, pieced, quilted, drawn, embroidered, etc. The white fabric with the hexagon shape already on it does not count!
- Perimeter of the quilt should be no less than 48”, not greater than 160”.
- Patterns are WELCOME!
- Complete rules and entry form are included in your kit.
- Challenges will be **DUE AT THE SEPTEMBER 14, 2023 GUILD MEETING.**
- Awards, including Viewers Choice on the day of the event, will be given.
- Every entry will receive a “thank you for participating” gift made by us, for you!

We only have 110 total kits available so please buy early! Additional fabric needed? Here is the bolt information:



Orange: Hoffman 103 Apricot, color 198

White/Gray: Hoffman S4762 Gray, color 48

Floral: Hoffman U4987 Mulberry/Gold color 428

**\*A special thank you to Hoffman Fabrics for the wonderful fabric donation!**

Any questions? Please feel free to contact us at [jsm728@aol.com](mailto:jsm728@aol.com) (Jennifer) or [greenspanfamily@aol.com](mailto:greenspanfamily@aol.com) (Julie).



## Sunshine & Shadows

Congratulations to Elaine Pappas-Pucket and her husband John!!!! Their new grandson Brooks Puckett Holbert was born April 7th.

Weighing 7lbs 14 ounces and 21 ¼ inches tall. He is such a cutie!!!!

Judi Nagel will be having surgery the first week of May to remove a cancer growth from her knee. Your cards and letters would be so appreciated.

The only source for gathering information is through you. If you have something you would like to include in this column please contact me. Please include your name and contact information, and if about someone else, their name and contact information for verification .



## Hospitality

### NEWS from HOSPITALITY co-chairs Pat and Deb

Whew! What a long three years dealing with the Covid pandemic. When we began meeting again, Hospitality needed to increase the budget to cover the costs of bringing only wrapped snacks and water bottles. A few months ago we returned to members bringing a snack on their birthday month. Most seem comfortable eating the baked and other goodies. They disappear! In April we will return to containers of water instead of the bottles and will be able to return to our normal budget. We understand that a few may feel uncomfortable or are compromised and will continue to bring their own drink/snack.

### Back-to-normal changes to guild meetings:

Members bring a snack for the hospitality table (home-baked or purchased) on their birthday month.

Water will be in a container with cups provided.

Also, we will be needing someone to take over Hospitality in a few months. Pat and Deb will be stepping down after three years. It's a fun position. Talk to either of them at the table on meeting night.

## Upcoming Speakers - Beach Cities Quilters

June 2023

Anna Maria Horner

[www.annamariahorner.com](http://www.annamariahorner.com)

July 2023

Round Robin Demo Night

August 2023

Member Showcase

# Photos from April Meeting





# Photos from April Meeting



# Photos from April Meeting



## Monthly Mini

Thank you to Lupe Maher for donating her beautiful bunny wall hanging. Ruth Delfs O'Leary was our happy winner.


Next month we have a special small quilt made by the very talented Jean Impey. It has adorable irons in it.



## Opportunity Quilt for 2024

Beach Cities Quilters 2024 Opportunity quilt "Vases and Bowls" was shown at the April guild meeting and as always it is a STUNNER!! Sherri Peltier donated the kit, Marian Mapes and Jennifer Morgan did all the prep work for all the blocks, several members hand applied the blocks, Jean Impey did the beautiful quilting, Sandy Confalone sewed the binding and Julia Renaud sewed on the label.

Within the next few weeks we will be organizing the quilt to travel to other guilds to sell tickets. Carol Gobrogge, Kelly Counsellor and I will be getting the signup sheets prepared and hope to have them at the May meeting. Again this year we will also be selling tickets for the treasure chest. This year the featured fabric will be DOTS. We would appreciate donations of fat quarters and would like to start collecting them at the May meeting.



There will be more information given at meetings and through the newsletter.

Patricia Pardoen  
Carol Gobrogge  
Kelly Counsellor

# From the Treasurer



Greetings members, here is our monthly Profit & Loss statement. Please contact me if you have any questions.

[Liz Pickering](#)  
BCQG Treasurer

March P&L updated 4/6/23						
	January	February	March	YTD Total	Budget	Variance
<b>Income</b>						
Advertising			\$390.00	\$1,190.00	\$600.00	\$590.00
Amazon		\$38.18		\$67.55	\$100.00	-\$32.45
Block Party				\$0.00	\$0.00	\$0.00
Circe				\$43.00	\$100.00	-\$57.00
Membership	\$520.00	\$240.00	\$640.00	\$8,840.00	\$8,000.00	\$840.00
Membership - 2023-2024				\$0.00	\$0.00	\$0.00
Miscellaneous Income				\$0.00	\$0.00	\$0.00
Monthly Mini	\$100.00	\$119.00	\$123.00	\$665.00	\$1,100.00	-\$435.00
Philanthropy				\$1,020.00	\$1,500.00	-\$480.00
Sales Tax collected to be paid to State				\$0.00		\$0.00
Tea & Tour 2023				\$0.00	\$4,000.00	-\$4,000.00
Ways & Means (Rummage)	\$517.00	\$575.00	\$641.00	\$2,897.50	\$3,000.00	-\$102.50
Welcoming (Guest Fees)	\$120.00			\$120.00	\$100.00	\$20.00
Workshops	\$1,140.00	\$960.00	\$660.00	\$4,560.00	\$4,050.00	\$510.00
<b>Total Income</b>	<b>\$2,397.00</b>	<b>\$1,932.18</b>	<b>\$2,454.00</b>	<b>\$19,403.05</b>	<b>\$22,550.00</b>	<b>-\$3,146.95</b>
<b>Expenses</b>						
Advertising				\$0.00	\$10.00	\$10.00
Block Party				\$0.00	\$200.00	\$200.00
Donations				\$0.00	\$500.00	\$500.00
Door Prizes				\$0.00	\$50.00	\$50.00
Facilities	\$2,174.85	\$929.70		\$6,829.08	\$13,500.00	\$6,670.92
Friendship Groups				\$0.00	\$50.00	\$50.00
Hospitality	\$60.43		\$51.44	\$248.37	\$400.00	\$151.63
Website/internet	\$297.00			\$706.00	\$2,000.00	\$1,294.00
Membership			\$1,497.93	\$1,497.93	\$700.00	-\$797.93
Monthly Mini				\$0.00	\$25.00	\$25.00
Operations				\$2,048.00	\$2,450.00	\$402.00
Payment Processing fees	\$37.09	\$41.81	\$26.94	\$245.21		-\$245.21
Parliamentarian				\$0.00	\$25.00	\$25.00
Philanthropy		\$1,699.05	\$74.04	\$5,765.81	\$10,000.00	\$4,234.19
President's Quilt		\$66.06		\$66.06	\$400.00	\$333.94
President				\$0.00	\$300.00	\$300.00
Programs	\$902.54	\$1,279.85	\$1,765.46	\$4,764.99	\$13,000.00	\$8,235.01
Sales Tax Paid to State				\$0.00	\$0.00	\$0.00
SCCQG				\$0.00	\$200.00	\$200.00
Secretary				\$0.00	\$25.00	\$25.00
Show & Tell				\$0.00	\$25.00	\$25.00
Special Event Tea & Tour				\$0.00	\$0.00	\$0.00
Treasurer's Expenses	-\$27.84			\$71.87	\$100.00	\$28.13
Ways & Means (Rummage)		\$132.00		\$276.59	\$300.00	\$23.41
Welcoming (New Member Tea)				\$0.00	\$250.00	\$250.00
Workshops	\$1,800.00	\$745.83	\$1,070.00	\$6,869.83	\$10,500.00	\$3,630.17
<b>Total Expenses</b>	<b>\$5,244.07</b>	<b>\$4,894.30</b>	<b>\$4,485.81</b>	<b>\$29,389.74</b>	<b>\$55,010.00</b>	<b>\$25,620.26</b>
<b>Net Income/Expenses Gen'l Acct</b>	<b>-\$2,847.07</b>	<b>-\$2,962.12</b>	<b>-\$2,031.81</b>	<b>-\$9,986.69</b>	<b>-\$32,460.00</b>	<b>\$22,473.31</b>
<b>Bank Accounts</b>						
BCQG General Business Fund 6214	\$31,698.81	\$28,736.69	\$26,704.88			
BCQG All CD Accounts	\$10,058.08	\$20,000.00	\$20,050.63			
BCQG Bus. Advantage Select Savings 0142	\$30,946.08	\$21,002.48	\$21,003.02			
Special Events Funds - acct 6219	\$5,000.00	\$5,000.00	\$5,000.00			
<b>Total Bank Accounts</b>	<b>\$77,702.97</b>	<b>\$74,739.17</b>	<b>\$72,758.53</b>	<b>\$0.00</b>	<b>\$0.00</b>	<b>\$0.00</b>

# Workshops

## Friday May 12, 2023 Dora Cary of Orange Dot Quilters

Friday May 12, 2023 Dora Cary of Orange Dot Quilters  
The workshop is full with a short waitlist. Contact Margaret Gordon if you would like to be added to the waitlist. ☑☑Dora will help us make the “H” bag- an easy to make bag, perfect for shopping, or the farmer’s market or holding unfinished projects. The “H” bag comes in two sizes and the leftover fabric can be turned into a small, zippered pouch. Perfect time to use your machine’s zipper foot in class and see how easy it is to install a zipper. ☑Dora Cary will have dowels, patterns... available for purchase at the general meeting/workshop. PDF patterns are available in Orange Dot Quilts Etsy shop. Address below

[Orange dot Quilts H Pattern](#)



## Friday June 9, 2023 Anna Marie Horner Reserve Garden Quilt



The workshop is full. The waitlist is closed.

The Reserve Garden Quilt is a swirling patchwork and applique adventure. The workshop includes fabric selection discussion, patchwork techniques for ray and strip blocks, tips on applique methods, and use of templates for fussy cutting. Raw edge applique is one of the methods for this pattern.

Pattern provided to participants at no cost by Anna Marie Horner. Pattern is available for purchase at [Anna Maria's website](#)

## Friday September 14, 2023 Libby Williamson

Libby Williamson, a fiber artist, will teach a fabric collage class. Students will purchase a kit for the class from Libby. Check the weekly snippets and website for more details about the class and specifics on registration starting in early June.

Visit Libby Williamson’s website for more inspiration: [Libby Williamson](#)



# Workshops

## Workshop General Information/Locations

### **NEW:**

Only BCQG members can sign up during the first month that registration is available. Snippets, the newsletter, and the website will state that only members can sign up during that definitively stated time period. The Guild aims to open registrations three months in advance. Actual dates will be published in snippets, newsletter and on the website.

Please note that the online registration system is turned off on the guild meeting days so that we can accurately accept in-person registrations. The system is turned back on once we have reconciled all the in person and online registrations.

Workshops run from 10:00 AM -4:00PM Please arrive 15 -30 minutes early to set up your workspace. After the workshop chair helps the speaker and sets up the classroom, she will be happy to help you if you need assistance. Remember to bring your lunch/drink/snack for the LIMITED lunch break time.

Workshop Fees are usually \$30 per day. Workshop description in the newsletter includes additional material/supply fees due to speaker.

Workshops are held at the Norman P Murray Community Center Juniper room, 24932 Veterans Way, Mission Viejo, CA 92692

You may cancel and receive a refund if you let the workshop chair (Margaret Gordon) know by email at least 45 days before the workshop. After that time, you will only be refunded if there is a person to fill your spot from the waiting list. We will issue a refund check after payment is received from the replacement for your spot.

# Philanthropy News

## SAVE THE DATE!

**Saturday, May 20th, starting at 9 AM , philanthropy will have a FREE fabric drive by! Hosted at Mary Matura's, come by and go shopping for some great items to help with your philanthropy quilting or your own personal projects. More info coming soon, watch for your email snippets!**

Last call for quilts for the **summer camp for foster kids** ages 5-10! Each child will receive a pillowcase and child size throw (45 x 50 approximately) to brighten their camp cot and take home with them! We will need 40 in all and especially are in need of boys quilts.

**Philanthropy will need a chairman in the new year. This position can be done by a group of friends, a friendship group or an individual. With a team of hard working Philanthropy members to support you and plenty of time to get oriented to the position it is a fantastic way to impact guild and the community. Please reach out to Julie Greenspan for more information.**

## Reminders..

- **If you take a kit, PLEASE piece the backing and binding included in that kit.** We all like to make tops but finishing the complete kit helps us get them ready for longarm and domestic quilting.
- **Join the NICU blanket "club"!** Commit to and pick up one (or more) NICU kits, make and return the following month. They only take 15 minutes and these little blankets provide shelter from the bright lights and they go home with the baby.
- **Pillowcase kits are available.** Why not take a dozen to your next friendship group meeting?!
- **Quilts ready for quilting** are always at the general and Sew Day meeting. Domestic or longarm quilting, doesn't have to be fancy!

## Our next SEW DAY

Monday, May 1  
10 AM - 4PM  
Glenwood Recreation Center  
25422 Cedarbrook  
Aliso Viejo

"We need not wait to see what others do."  
~ Mahatma Gandhi

Julie Greenspan  
[Greenspanfamily@aol.com](mailto:Greenspanfamily@aol.com)

## Show and Tell

May 2023! It is Springtime and we are headed to days of summer when the sun will be shining, and we will be wanting to be outdoors enjoying the wonderful weather that we experience in Southern California!

Graduations, baby showers, birthdays, patriotic holidays are ahead for us! Do you have quilts for any of these celebrations? If so, bring them to Show-and-Tell! We want to see them and share them with all our friends.

Maybe you finished, or started, a quilt from a workshop that you want to share, that would be perfect. Do you have an older quilt that was made by your grandmother? We would really like to see it. Also, maybe you picked up an older quilt at a shop during your travels. We are interested in all quilts, finished or not!

You can complete the info form on our table. Come over and say "Hi"!

Your Show and Tell Committee,  
Anne, Eileen, and Marsha





# April Show and Tell



Gina Whitelaw  
Dinosaur Friends by Lisa Muilenburg

Anna Ahmed  
Quilted by Hathaway Quiltworks  
All Flannel gifted to my uncle



Janice Trumbauer  
On My Stars

Mary Arntz  
Pattern from Villa Rosa  
"San Julian"



Sandy Corbin  
Big Bag



Angela Miller  
Triangles—Experimental Original



Tina Mudd & Teresa  
Thordarson  
Day Flower—Cory Yoder

Anne Hicks  
Windrifter



# April Show and Tell

Janet Cowart

Pat Pardoen  
Tahoe Dreaming

From Sherri McConnell  
April Class



Pat Pardoen  
Constance  
Pattern by  
Robin Pickens



Anne Hicks  
Seed Packet



Judy Ward  
Penguin Party

Mary Kay Fitzpatrick  
Summer Time Fun



Needle Little Therapy Friendship Circle



Judy Bethe  
Alaskan Glaciers

Fresh Laundry

## Friendship Circles

Hi Everybody,

This is just a quick reminder to anyone that might have a question about Friendship Circles, like...

What do Friendship Circles do? When do they meet? Where do they meet? What if I am not sure I want to join but would like to try it out? How do I join?

If you have any question about friendship circles at all, please, give me a call or text me 714-504-5426. If I miss your call, please leave me a short message and I will call you back a.s.a.p. If you would prefer to email that works for me too. [karen@beanscounters.com](mailto:karen@beanscounters.com).

I see so many people that really love being part of a smaller group of quilters where everyone gets to know each other and truly become friends. I want that kind of happiness and comradery for anyone who wants it too.

By the way, if you have a friend, or a friendship circle, that you would like mentioned on this page let me know. There are a lot of great people and great groups out there that we would like to hear about.

Karen Bean  
BCQG Friendship Circles

## Things to Do

### May

- |        |                               |  |
|--------|-------------------------------|--|
| 6      | “Quilts in the Garden”        | <a href="http://www.orangecountyquiltersguild.com">www.orangecountyquiltersguild.com</a> |
| 12-13  | Chula Vista Annual Quilt Show | <a href="http://www.chulavistaquiltersguild.com">www.chulavistaquiltersguild.com</a>     |
| 20 –21 | Festival of Quilts            | <a href="http://www.avqa.org">www.avqa.org</a>   |

### September

- |    |                           |  |
|----|---------------------------|--|
| 23 | Sewing Room Tour/Luncheon | <a href="http://orangegrovequiltersguild.com">orangegrovequiltersguild.com</a> |
|----|---------------------------|--|


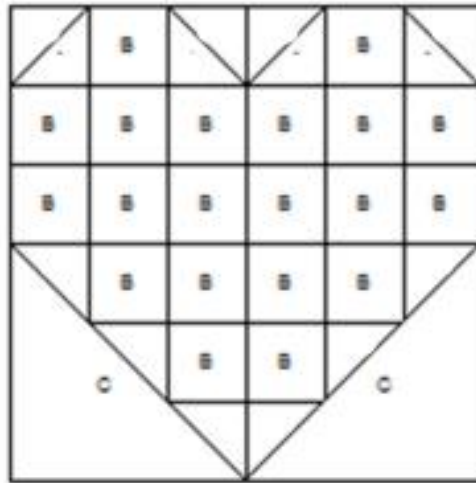
### October

- |   |                                      |  |
|---|--------------------------------------|--|
| 7 | Old Town Temecula Outdoor Quilt Show | <a href="http://valleyofthemistquilters.com/new-page-1">valleyofthemistquilters.com/new-page-1</a> |
|---|--------------------------------------|--|

### November

- |     |                              |  |
|-----|------------------------------|--|
| 3-4 | Quilted Treasures Quilt Show | <a href="http://www.fallbrookquiltguild.com">www.fallbrookquiltguild.com</a> |
|-----|------------------------------|--|

# Block Party— Hearts




## Cutting Instructions:

<b>Fabric</b>	<b>Size</b>
Background Fabric A	Cut 4 – 2.5" squares
Background Fabric C	Cut 2 – 6.5" squares
Heart Fabric 1 - Light	Cut 3 – 2.5" x 15.5" strips ~OR~ Cut 6 – 2.5" x 8" strips
Heart Fabric 2 - Dark	Cut 3 – 2.5" x 15.5" strips ~OR~ Cut 6 – 2.5" x 8" strips

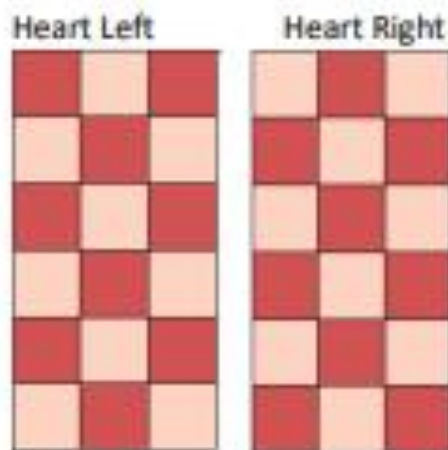
## Block of the Month

1. Sew 1 strip of Heart Fabric 1 to each side of 1 strip of Heart Fabric 2. Press seams to the darker fabric. Repeat sewing 1 strip of Heart Fabric 2 to each side of 1 strip of Heart Fabric 1.

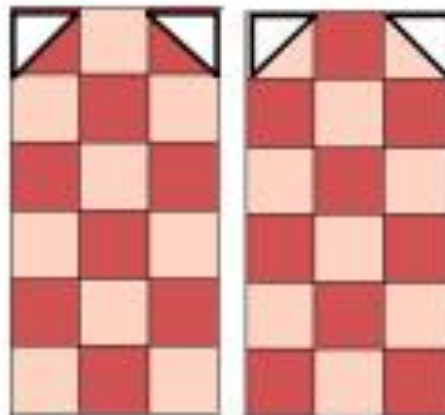
*(If you cut your strips 2.5" x 8", you will need to make two sets of each.)*



2. Cut the units created in Step 1 into 6 units 2.5" by 6.5" and assemble as per diagrams ->

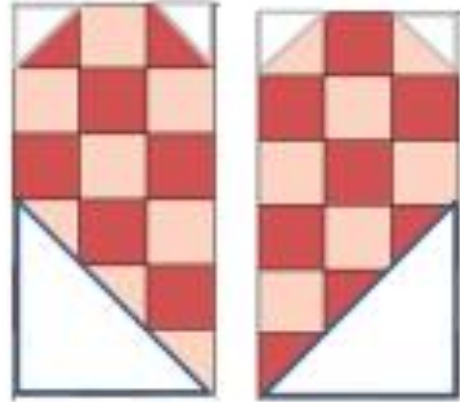


3. Mark a diagonal line on the wrong side of each background small D 1.5" square. Place the squares on the top of two of the heart pieces created in step 3 putting right sides together. Sew on the lines; trim the corners leaving 1/8" and press seams open.



## Block Party—Hearts

4. Mark a diagonal line on the wrong side of two background C 3.5" squares. Place the squares on the top of two of the heart pieces putting right sides together. Sew on the lines; trim the corners leaving  $\frac{1}{8}$ " and press seams open.



5. Sew the right and left side of the heart together and press the seam open.



# Membership

To join the guild please print, complete and bring this form to the next meeting. You can also join online: <https://www.beachcitiesquilters.org/join-us.htm>.



## BEACH CITIES QUILTERS GUILD MEMBERSHIP APPLICATION / RENEWAL FORM

The information you provide will be used in the Beach Cities Guild directory. A completed membership application must be submitted no later than the December general meeting to be included in the directory for the current membership year. The directory is distributed to guild members and is not made available to other sources.

Name			<input type="checkbox"/> \$40 New Member <input type="checkbox"/> \$40 Renewal Membership # _____ <input type="checkbox"/> Check # _____ <input type="checkbox"/> Cash Date _____
<input type="checkbox"/> <i>If you are renewing your membership, please review your information in the last directory. Include any needed changes below or check the box to indicate that your information is current.</i>			
Address			
City	State	Zip	
E-Mail Address			
Home Phone#		Work Phone#	
Cell Phone#		Birthday Month _____ Day _____	
Emergency Contact (if desired)		Emergency Contact Phone Number	

Check Box to indicate that Beach Cities Quilters' Guild has permission to use your photo in hard copy and on-line publications. (for Example use of Show & Tell picture in the newsletter)

- BCQG is a nonprofit organization whose purpose is to provide a creative atmosphere, to share knowledge of methods and techniques, and to encourage each member's growth and talent in the field of quilt making and related subjects.
- Meetings are held the 2<sup>nd</sup> Thursday of each month at the Norman P. Murray Center, 24932 Veteran's Way, Mission Viejo.
- Social time begins at 6:30 pm with the General Meeting & Program from 7:00 pm to approximately 9:00 pm.
- Dues are payable prior to the start of each membership year, annually from October 1 through September 30.
- Please bring this completed form and your dues (check payable to BCQG) to the Membership Table at the General meeting or mail it to:

**Beach Cities Quilters Guild - Membership**  
**P.O. Box 2328**  
**Mission Viejo, CA 92690-2328**

Check Box to indicate that you have questions and/or would like to be put in contact with other guild members.

# BCQG Volunteer Survey



## BCQG VOLUNTEER SURVEY

Our Guild has been successful because of the time, energy, and generosity of its volunteers. Please take a few moments to review the descriptions of the various Board positions, printed in the Bylaws section of your BCQG Roster. These are just a few of the many ways you can become involved and get to know other members. Please include your name to indicate your interest or submit recommendations for the following offices and committees. Please return your completed survey by June 10th to the Parliamentarian. Please call or send an email if you have any questions. Marian Mapes, Parliamentarian, mmapes1231@aol.com or 33695 Marlinspike Dr, Dana Point, CA 92629. Please enter your name below for the position(s) for which you would like to be considered. Thank you!

### EXECUTIVE BOARD

President \_\_\_\_\_

1st Vice President – Programs \_\_\_\_\_

2nd Vice President – Membership \_\_\_\_\_

3rd Vice President – Facilities \_\_\_\_\_

Secretary \_\_\_\_\_

Treasurer \_\_\_\_\_

### STANDING COMMITTEES

	Chair(s)	Assist/Help When Needed
Advertising	_____	_____
Block Party	_____	_____
Door Prizes	_____	_____
Friendship Circles	_____	_____
Hospitality	_____	_____
Internet	_____	_____
Monthly Mini	_____	_____
Newsletter	_____	_____
Philanthropy	_____	_____
Show & Tell	_____	_____
SCCQG Representative	_____	_____
Quilt Show 2024	_____	_____
Spring Tea and Tour	_____	_____
Ways and Means	_____	_____
Welcoming	_____	_____
Workshops	_____	_____



# Featured Advertiser

## NEW LONGARM SERVICE EXCITED TO SUPPORT ORANGE COUNTY QUILTERS

You've just created your latest masterpiece, and you're eager for the longarm service to add your finishing touch. You can't wait to see the finished work, because you know the gratification that comes from sharing, enjoying, and gifting such a personal piece of artwork. As a passionate quilter who understands this experience, Laurel Hathaway founded Hathaway Quiltworks. Her purpose is to help meet the growing demand for quality longarm services and shorter wait times, and she is excited to join and support the Orange County quilting community.

Laguna Hills, California, March 18, 2023 – Hathaway Quiltworks, LLC, named for the founder's grandmother, opened for business in December 2022 and established their location in the Laguna Hills Business Center on Moulton Parkway. Offering precision computerized edge-to-edge longarm quilting in a professional studio, the company just off the I-5 Freeway, provides services for quilters of all levels along with philanthropy work for Beach Cities Quilt Guild.

Besides quilting, longarm customers may choose hand or machine binding services, and hanging sleeves for wall display. Custom printed quilt labels will soon be offered. Hathaway Quiltworks stocks a broad selection of Quilter's Dream batting including 80/20 Natural and White, Dream Puff, Wool and Bamboo.

The company invites customers to pursue their in-house pattern catalog and visit their vendor's pattern website where they can explore thousands of Edge-to-Edge designs. Customers can set up a free interactive Wishlist to save, review and share their favorite quilting patterns with Hathaway Quiltworks and their friends. With countless designs to choose from, quilters are sure to find the perfect one to complement their special quilt.

Laurel owes her training and experience to Karen Miller, owner of Cosmic Quilting. "Her expertise and patience provided me the training before I purchased my Gammill Statler longarm last year". The state-of-the-art machine is one of four located at the Laguna Hills location, which is also the home of Cosmic Quilting and Carolynne's Quilting. "We are all very passionate about our businesses and inspired by the beautiful quilts our customers bring us.

Businesswoman, Laurel Hathaway began sewing at an early age when some of her first projects were vests for her Troll dolls made on her children's Singer. Fifty+ years later she discovered quilting when she happened upon Orange Quilt Bee in Orange, Ca. "I had been sewing apparel, and other crafts for years but had never been exposed to quilting. The "Bee" was so inspiring, I couldn't wait to make my first quilt and signed up for a beginner class and made Yellow Brick Road. Well, I was hooked! Thirty quilts later I continue to be inspired every time I walk thru their door.

Ready to retire from over 40 years in the equestrian industry, Laurel is pursuing her quilting passions thru her new longarm quilting venture. During 2023 she is offering a \$100 gift certificate at each of Beach City Quilt Guild's monthly meetings. Laurel adds, "I look forward to meeting more of the guild members and helping them put the perfect final touch on their quilts."



Quilters interested in services may contact Laurel for an appointment. Phone or text at 949- 534-2934 or e-mail at [hello@hathawayquiltworks.com](mailto:hello@hathawayquiltworks.com)



Laurel (middle) with Karen and Carolynne at their quilting studio





**VISIONS ART MUSEUM**  
Contemporary Quilts + Textiles

2825 Dewey Road  
San Diego, CA 92106  
619-546-4872

Tues - Sat 10 to 4  
Sunday 12 to 4  
closed major holidays

*Estuary, detail, Melody Money*



*Jean Impey*  
**Long Arm Quilting Services**  
31182 Casa Grande Drive  
San Juan Capistrano, CA 92675  
Jean@SewJean.com  
714/815-7884  
Computerized, Edge to Edge and Custom work Available

**Diana's Stitchery**  
Longarm Quilting & Fiber Arts  
Creative Designs in Fabric

Diana O'Connor      23361 Cobblefield Mission Viejo, CA  
cell 978-239-7830      www.dianasstitchery.com




**Orange Quilt Bee**

*Pebble Gilb & Lisa Wiltse, Owners*

714-639-3245  
628 E. Katella Ave., Orange, CA 92867  
www.orangequiltbee.com  
email: oqbshop@orangequiltbee.com  
Hours: Mon-Thu: 10-8, Fri-Sat: 10-5, Sun: 12-4



**Moore's**  
Sewing Machines · Ceiling Fans · Vacuums  
Specialists in Sales & Service  
A Fourth Generation Family Business

MISSION VIEJO · 25390 Marguerite Pkwy · (949) 580-2520  
HUNTINGTON BEACH · 15041 Goldenwest St. · (714) 899-3222  
CORONA · 591 N. McKinley St. #106 · (951) 736-5457  
VICTORVILLE · 16210 Bear Valley Road · (760) 240-4477  
TEMECULA · 26490 Ynez Road, Ste. F & G · (951) 297-3796  
OUTLET CENTER · 22532 Avenida Empresa, RSM · (949) 829-9459

www.moores-sew.com

**PAL's** Sewing & Vacuum Since 1967  
www.PalsSewVac.com

 Dress the Globe

 **Handi Quilter**  
OFFICIAL RETAILER

 **Superior**

**(949)645-7257**

**JANOME elna melco**

**FREE** 5yr Protection/Service Plan  
with every new machine purchase

**FREE** In-Home Installation & Set -Up  
with Every Longarm Purchase

- \* **Lowest Price Guarantee**
- \* **In House Service of All Brands**
- \* **Free Service/Repair Estimates**
- \* **Same Day Service Available**

**Ask for 15% BCQG Discount**  
2299 Harbor Blvd  
Costa Mesa, CA 92626



**SEWING PARTY**

Contact : info@sewingparty.com  
instagram@sewingparty  
Shop : www.sewingparty.com



**Store Hours**  
 Monday, Wednesday & Friday: 10am - 4pm  
 Tuesday & Thursday: 10am - 3pm  
 Saturday: 9am - 2pm  
 Sunday: Closed

**Contact Us**  
 Phone: (951) 304-9787  
 Website: [sewtreasuredquiltshop.com](http://sewtreasuredquiltshop.com)  
 Email: [sewtreasured@stquiltshop.com](mailto:sewtreasured@stquiltshop.com)  
 Facebook: Sew Treasured Quilt Shop  
 Instagram: @sewtreasuredquiltshop

26855 Jefferson Ave, Suite D, Murrieta, CA 92563



Guaranteed best price on everything in the store!

[www.SewingCenterOfOrangeCounty.com](http://www.SewingCenterOfOrangeCounty.com)  
 1239 EAST IMPERIAL HWY. PLACENTIA, CA 92870 1-714-993-2SEW

**baby lock JANOME elna JUKI®**

**SEWING CENTER OF OC**

Steve Shuman, Manager

1-714-993-2SEW (2739)


[info@sewingcenteroforangecounty.com](mailto:info@sewingcenteroforangecounty.com)

1239 East Imperial Highway, Placentia CA 92870

[www.sewingcenteroforangecounty.com](http://www.sewingcenteroforangecounty.com)

Facebook: <https://www.facebook.com/sewingcenterofoc>

Twitter: [sewingoc](https://twitter.com/sewingoc) • Instagram: [sewingcenteroc](https://www.instagram.com/sewingcenteroc)



**HATHAWAY**  
**QUILTWORKS**

*Computerized Longarm Quilting*

- Precise edge-to-edge stitching by a Gammill Statler Longarm in a clean and professional quilting studio
- Countless E2E patterns available from our in-house catalog and vendor's website (save, review, share)
- Binding services by hand or machine; custom designed quilt labels
- Stitch Rewards and Friend Referral Bonus
- Share your quilting journey with us; beginners welcome

Laguna Hills Business Park  
 Near I-5 at Lake Forest & Moulton Parkway  
[hello@hathawayquiltworks.com](mailto:hello@hathawayquiltworks.com)

**Call or Text Laurel 949-534-2934**

**Batik and tropical fabrics**  
 Island-themed quilt patterns  
 Hawaiian-style quilts

**New Store - Open 2023!**

27001 La Paz Rd Ste 116  
 Mission Viejo, CA 92691

(949) 994-1199

[www.quiltpassions.net](http://www.quiltpassions.net)

**GRAND COUNTRY QUILTS**

*Rachel Graves-Hill*  
*Roxanne Thomsen*

PRIMITIVE SHOP- 760.471.1114  
 MODERNS AND MORE- 442.515.3088

Open Mon-Sat 10am-3pm  
[www.grandcountryquilts.com](http://www.grandcountryquilts.com)



