



# Stitches in the Sand

April 2023

**MEETING DATE: April 13th at the Norman P. Murray Center and Zoom.**

## Programs

This month's speaker is Robin Pickens

In April, we welcome Robin Pickens, a Designer of colorful florals for Moda fabrics, Modern to transitional quilt designer, illustrator, sewist, and crafter!

Robin signed on as a Moda designer in 2015 after winning the Moda and Spoonflower Fabric8 design competition from a field of nearly 800 entries. At the time she was doing broadcast design graphics for television, including for E! Entertainment and other channels: she still takes on assignments during the stations' busy times of year and creates graphics for Kardashian specials, celebrity reveals, and other specials.



While exploring her desire to do more creative work, Robin started licensing her artwork to companies for greeting cards, calendars, craft books, dish-ware, holiday decor and more. She loved creating artwork that reflected beauty, color and joy in people's homes. She still happily creates watercolor floral art for the Seller's calendar "Seize the Day", which she has been doing for the past 11 years.

Robin's approach to quilt making came from a more improv perspective from some classes she took with her mother- the first quilter in the family! Realizing she wanted to share her perspective on quilt design, Robin started creating quilt patterns. She is happy to design in a range that spans a "transitional" perspective- from traditional to modern. She loves designing quilts to show off the grand florals she likes to create as well as Thatched, her basics line for Moda Fabrics, adding more color and subtle texture.

Visit Robin's website for more info: [www.robinpickensinc.com](http://www.robinpickensinc.com)

Join us at 4:30 pm for "Dinner with the Speaker" at Wood Ranch BBQ & Grill located at 28016 Greenfield Drive, Laguna Niguel, CA. Please text your RSVP to Margie (949) 233-3350 by Wednesday, April 12, 2023.

Happy Quilting  
Margie Bushaw  
1st VP/Programs

### Upcoming Speakers:

- May: Dory Cary
- June: Anna Maria Horner
- July: Member Show Case

### Inside this issue:

President's Message	2
From the Past President	3
Fall Tea & Tour	4
Bee Thankful Challenge	5
Sunshine & Shadows	6
Hospitality	6
Upcoming Speakers	6
Pictures from March	7
Monthly Mini	10
Rummage	10
Note from the Treasurer	11
Workshops	12
Philanthropy News	14
Show and Tell	15
March Show and Tell	16
Friendship Circles	20
Things to Do	20
Block Party—Hearts	21
Membership Form	24
Advertisers	25
Classified Ads	28

Need to speak to a board member—Email [beachcitiesqg@gmail.com](mailto:beachcitiesqg@gmail.com)

Connect with us on social media to join in the fun :

<https://www.facebook.com/Beach-Cities-Quilters-Guild-105189137693733>

Or Members Only Group <https://www.facebook.com/groups/672436387018111>

*BCQG's Board Meeting is held the Third Thursday of the Month via Zoom.*

## From the President

Spring is coming and we can see evidence of it all around us in Orange County, even during our major rainstorms we are currently having (this March.) I can't wait to hear Robin Pickens' presentation in April and see her gorgeous, vibrant fabrics and quilts. It is perfect timing to remember the saying that "April Showers Bring May Flowers" which is true in so many ways. For me and my garden, it means that what I prepare for now will result in a wonderful spring, summer and fall of flowers and greenery. I am getting my hands dirty now!

For our beautiful Guild, it means that now is the time for all of us to seriously look at the upcoming Quilt Show in April 2024 (one year away) and consider how we can each help make it happen. If you enjoy our Guild meetings with creative inspiration, guest speakers, presentations, workshops, Philanthropy, friendship groups, Show and Tell, rummage sale, Tea and Tour, etc., ... **Ask yourself the questions** "do I want it to continue?" and "how will I help make the event happen?"

The Quilt Show provides us with two years' worth of operational costs, with the Opportunity Quilt being one of the biggest parts of the fundraiser, along with the Quilt Auction, opportunity baskets, etc.

Great news! We have some of the sub-committees already chaired (or with co-chairs) ready-to-go! The Opportunity Quilt is beautiful and on its way towards being quilted, we have a Quilt Mom and Quilt Team to travel it around for ticket sales, but **we need a Chair, two Co-Chairs or a Friendship Group** to come forward and lead the event. The event outline at the Murray Center makes it an enjoyable, diverse, scaled-down, fun event that is manageable with our membership. The event is set for Friday, April 26 and Saturday, April 27 in 2024. Save the Date!

While I will be on the committee helping, I will not be chairing the event. I have stepped-in to chair our 2020 quilt show that became our 2021 "Fall Into Quilts" event at the Murray Center with the VIP Reception on Friday night. It was a new, successful format that led to our next full quilt show at the Murray Center in 2022, which was chaired by Wendy Price and Liz Pickering. It was extremely successful!

In April, we will be asking members and Friendship Groups to consider chairing this very important event and getting the meetings calendared. Thank you for reading this and considering how you can help in big or small ways.

Best wishes,

Keri Follmer  
2022-23 BCQG President



# From the Past President

## Keri' President's Quilt: Gardening, Flowers and Wine

### Blocks due at the April Meeting!

Every year Beach Cities makes a quilt for the outgoing president as a thank you for all her hard work. Each member is asked to make one 5" finished block and return it by the May meeting. Keri has chosen a cute wine and garden theme, with a selection of light blue background fabrics. I will be at the March meeting with 7" squares to hand out, please stop by and pick one up! Keri would love to have everyone participate as a remembrance of her year. If you picked up a square in February, I will be happy to accept your finished block! You can always mail me your finished block as well.

Here are the rules:

1. Your design must fit within the middle of a 5" square. The committee will square up the blocks after they are turned in so please do NOT trim your block down.
2. All methods of appliqué, piecing, paper piecing, embroidery, etc. are welcome. If you do raw edge appliqué, please zigzag the edges.
3. Embellishments are fine, just do not attach them to the block. Put them into a small baggie with your name on it and staple to the edge of your block. The Committee will attach after quilting.
4. **Your name is important.** Please write your name close to the edge of your design so it doesn't get cut off when the blocks are squared up. I will have some pens available for you to use if you forget to sign your name.

Thank you! Contact me if you have any questions! Jennifer Morgan

### **Keri's Wish List/Ideas for your block:**

Colors: Any colors/shades that you would find in flowers and plants:

Pinks, Greens, Purples, Yellow, Oranges, Blues and Blacks. Keri loves softer fabrics, shabby chic, and designers like Kath Kidson, Fig Tree, Brenda Riddle, Minnick & Simpson, and modern designers like Heather Bailey, Anna Griffin, Anna Maria Horner and Jennifer Paganelli.

Fun, Favorite Things: Mixed bouquets of flowers, wildflowers, blooms in teacups, bikes with flowers, garden signs, pennants, seashells, Adirondack chairs, cabbage roses, climbing roses, geraniums in containers, fluffy pillows, straw hats, garden tools, bird houses, lanterns, lemons, peaches, strawberries, herbs, mirrors on garden walls, garden rain boots, rabbits, picnic baskets, garden fairies, moss, hummingbirds and more!

See her Pinterest board: "President's Quilt". Account Name: Keri On The Porch

Welcome Critters: Butterflies, bees, ladybugs and bunnies – ONLY please.

Wine Fun: Colored wine glasses with flowers, vines, grape leaves, grapes, sunflowers, wine barrels, picnic baskets

Limited Colors & Ideas: Reds and vegetables (more flowers & fruits please)

### Things That You Might Not Know About Keri:

- Learned how to make beautiful things on a dime budget (sew, cook and garden) from her Grandmothers
- Loves adding re-purposed objects to her garden, like old birdcages and lanterns with plants in them
- Keri enjoys making Lemoncello liqueur from lemons off her Meyer lemon tree
- She has giant calla lilies growing in her yard that are from her Great-Grandma Mable's yard (who was a quilter!)
- Has a front yard that is a registered Pollinator Garden for bees, monarchs
- Has grown oranges, peaches, pumpkins, strawberries, lemons, and herbs over the years, sharing with her friends
- Grows clover and mint just for the wild neighborhood bunnies to stop by and munch
- Spent lots of her childhood in Avalon, Catalina, with her Grandmother, diving for seashells, visiting people's gardens and baking a lot

## From the Past President Continued

- Worked for Williams Sonoma stores in her early career, selling and giving cooking demos with local chefs
- Visits California wineries throughout the year with her husband Russ, and loves to sneak in the kitchen to see what the winery chef is making
- Has won blue ribbons at the county fair for her Chocolate Chip Snickerdoodles (her recipe) and her Grandmother Helen's Cheesecake (she will share the recipes)
- Was a very successful PR publicist for 25+ years, working with chefs, restaurants, and managing red carpet publicity, where she met celebrities. She found the Guild and quit to be a cookie-bakin' mom, focus on her family and work from home



## Fall Tea and Tour

### And Fall Tea and Tour Save the Date! September 30, 2023

The committee is getting underway planning our Fall Tea and Sewing Room Tour. For those who are new to guild, this event is usually held in the spring, but we're switching things up and holding it in the fall. We will start by going on a sewing room home tour and then end things by having lunch at the Murray Center. We will have our usual challenge quilts display, and raffle items.

We will continue selling challenge kits at the April meeting. We are only making about 100 kits and are on a first come basis. Hoffman Fabrics has generously donated fabric for the kits, which will contain 3 fat quarters and a few other surprises for you to make at a cost of \$15. We can't wait to see what you make!

Come to the April meeting and find out more about this fun event!

Alicia Passarelli, Chair

Jennifer Morgan and Julie Greenspan, Challenge Chairs



# Bee Thankful Tea Challenge

We are so excited to kick off our Fall Tea Challenge “Bee Thankful”!

These wonderful wallhangings will adorn the room during the tea luncheon. It’s so fun to see how each member interprets the challenge theme and uses their fabric. The rules are simple:

- Members must buy a kit to participate. Kits will be for sale starting at the March guild meeting. Kits will also be available at meetings thereafter until sold out. \$15, cash or check only.
- Your entry must be inspired by our theme, Bee Thankful.
- You must use each of the three fabrics, a little or a lot, front or back, dyed or whatever! We just must be able to recognize it.
- You must include the two included charms, (the bee and the flower), a piece of the twine, and one hexagon shape. The shape can be appliquéd, pieced, quilted, drawn, embroidered, etc. The white fabric with the hexagon shape already on it does not count!
- Perimeter of the quilt should be no less than 48”, not greater than 160”.
- Patterns are WELCOME!
- Complete rules and entry form are included in your kit.
- Challenges will be **DUE AT THE SEPTEMBER 14, 2023 GUILD MEETING.**
- Awards, including Viewers Choice on the day of the event, will be given.
- Every entry will receive a “thank you for participating” gift made by us, for you!

We only have 110 total kits available so please buy early! Additional fabric needed? Here is the bolt information:

Orange: Hoffman 103 Apricot, color 198

White/Gray: Hoffman S4762 Gray, color 48

Floral: Hoffman U4987 Mulberry/Gold color 428

**\*A special thank you to Hoffman Fabrics for the wonderful fabric donation!**

Any questions? Please feel free to contact us at [jsm728@aol.com](mailto:jsm728@aol.com) (Jennifer) or [greenspanfamily@aol.com](mailto:greenspanfamily@aol.com) (Julie).



## Sunshine & Shadows



### Sunshine and Shadows

Many of you may know Sara Slygh. She served on the BCQG board as Membership and as Treasurer for several years before moving out of the area. We recently learned that Sara's husband, Mike, passed away February 10th after a 7-month battle with aggressive cancer. You may reach out to Sara at her current email address [saras@mslygh.com](mailto:saras@mslygh.com)

I had the chance to talk to Paula Pangle. About 8 months ago Paula was diagnosed with a rare blood cancer. Since Christmas she has had a really rough time with a Sinus Infection, Covid twice and Gout just to name a few illnesses. I am delighted to report that she is just now starting to feel like herself. Paula is a long-time very active member of our guild. You may remember all the many crates she brought back and forth running our Guild Library several years back. She wasn't able to join in time to make this year's roster. However, her contact information can be found in 2020-2021 Roster. I'm sure she would be happy to hear from us.

Exciting news!!! Janet Cowart had her first grandchild in January! Congratulations Janet!!!!

Please contact Debra Halverstadt with any questions or to report other guild Sunshine and Shadows.

## Hospitality

### NEWS from HOSPITALITY co-chairs Pat and Deb

Whew! What a long three years dealing with the Covid pandemic. When we began meeting again, Hospitality needed to increase the budget to cover the costs of bringing only wrapped snacks and water bottles. A few months ago we returned to members bringing a snack on their birthday month. Most seem comfortable eating the baked and other goodies. They disappear! In April we will return to containers of water instead of the bottles and will be able to return to our normal budget. We understand that a few may feel uncomfortable or are compromised and will continue to bring their own drink/snack.

### Back-to-normal changes to guild meetings:

Members bring a snack for the hospitality table (home-baked or purchased) on their birthday month.

Water will be in a container with cups provided.

Also, we will be needing someone to take over Hospitality in a few months. Pat and Deb will be stepping down after three years. It's a fun position. Talk to either of them at the table on meeting night.



## Upcoming Speakers - Beach Cities Quilters

April 2023	Robin Pickens	<a href="http://www.robinpickens.com">www.robinpickens.com</a>
May 2023	Dory Cary	<a href="http://www.orangedotquilts.com">www.orangedotquilts.com</a>
June 2023	Anna Maria Horner	<a href="http://www.annamariahorner.com">www.annamariahorner.com</a>
July 2023	Round Robin Demo Night	
August 2023	Member Showcase	

# Photos from March Meeting



# Photos from March Meeting





# Photos from March Meeting



## Monthly Mini



A huge thank you to Cathy Pilliod for donating her spring wall hanging. Karen Bean was our happy winner!

Lupe Maher joined the Guild in October 1993. She was a crafter and a sewer; however, she was very new to quilting, in fact, she had no idea what quilting was. Thirty years later she can honestly say that she still loves to sew and quilt. Her favorite thing about this process is the friendships that she has made since she became a quilter.



Wall hanging Pattern: Flip Flop by Castilleja Cotton Size: 22" x 13"

## Rummage

### WONDERFUL NEWS

Rummage is hosting a SATURDAY sale on May 6th from 10 am to noon. At that time all Rummage fabric will be available, not just the 20% that is brought to the meeting each month. This means Rummage would appreciate MORE DONATIONS to assist with the sale. Please bring them to the guild meeting or call Rachel to arrange pick-up.

At our March meeting we will be hosting a sale of WOOL. The prices will be great. We have wool patterns, wool kits with patterns and more.

Rummage is grateful for everyone's generosity and purchasing of fabric. The funds raised are a wonderful addition to Beach Cities budget.



# From the Treasurer

Hi folks, the news this month is that we are taking advantage of higher interest rates, and have adjusted our CD savings amount. Also, I would like to thank everyone who participated in the Amazon Smile program, I received notice this month that Amazon is discontinuing the program. Our Bylaws restrict me from continuing as Treasurer next year, if you are interested in shadowing my position to see if you might want to be Treasurer next year, please let me know.

Cheers! [Liz Pickering](#), Treasurer

February P&L updated 3/3/23						
	December	January	February	YTD Total	Budget	Variance
<b>Income</b>						
Advertising	\$700.00			\$800.00	\$600.00	\$200.00
Amazon			38.18	\$67.55	\$100.00	-\$32.45
Block Party				\$0.00	\$0.00	\$0.00
Circe				\$43.00	\$100.00	-\$57.00
Membership	\$1,160.00	\$520.00	240.00	\$8,200.00	\$8,000.00	\$200.00
Membership - 2023-2024				\$0.00	\$0.00	\$0.00
Miscellaneous Income				\$0.00	\$0.00	\$0.00
Monthly Mini		\$100.00	119.00	\$542.00	\$1,100.00	-\$558.00
Philanthropy	\$1,015.00			\$1,020.00	\$1,500.00	-\$480.00
Sales Tax collected to be paid to State				\$0.00		\$0.00
Tea & Tour 2023				\$0.00	\$4,000.00	-\$4,000.00
Ways & Means (Rummage)		\$517.00	575.00	\$2,256.50	\$3,000.00	-\$743.50
Welcoming (Guest Fees)		\$120.00		\$120.00	\$100.00	\$20.00
Workshops	\$600.00	\$1140.00	960.00	\$3,900.00	\$4,050.00	-\$150.00
<b>Total Income</b>	<b>\$3,475.00</b>	<b>\$2397.00</b>	<b>1,932.18</b>	<b>\$16,949.05</b>	<b>\$22,550.00</b>	<b>-\$5,600.95</b>
<b>Expenses</b>						
Advertising				\$0.00	\$10.00	\$10.00
Block Party				\$0.00	\$200.00	\$200.00
Donations				\$0.00	\$500.00	\$500.00
Door Prizes				\$0.00	\$50.00	\$50.00
Facilities	\$552.00	\$2174.85	929.70	\$6,829.08	\$13,500.00	\$6,670.92
Friendship Groups				\$0.00	\$50.00	\$50.00
Hospitality	\$136.50	\$60.43		\$196.93	\$400.00	\$203.07
Website/internet		\$297.00		\$706.00	\$2,000.00	\$1,294.00
Membership				\$0.00	\$700.00	\$700.00
Monthly Mini				\$0.00	\$25.00	\$25.00
Operations	\$940.00			\$2,048.00	\$2,450.00	\$402.00
Payment Processing fees	\$41.44	\$37.09	41.81	\$218.27		-\$218.27
Parliamentarian				\$0.00	\$25.00	\$25.00
Philanthropy	\$81.19		1,699.05	\$5,691.77	\$10,000.00	\$4,308.23
President's Quilt			66.06	\$66.06	\$400.00	\$333.94
President				\$0.00	\$300.00	\$300.00
Programs	\$180.70	\$902.54	1,279.85	\$2,999.53	\$13,000.00	\$10,000.47
Sales Tax Paid to State				\$0.00	\$0.00	\$0.00
SCCQG				\$0.00	\$200.00	\$200.00
Secretary				\$0.00	\$25.00	\$25.00
Show & Tell				\$0.00	\$25.00	\$25.00
Special Event Tea & Tour				\$0.00	\$0.00	\$0.00
Treasurer's Expenses	\$99.71	-\$27.84		\$71.87	\$100.00	\$28.13
Ways & Means (Rummage)	\$144.59		132.00	\$276.59	\$300.00	\$23.41
Welcoming (New Member Tea)				\$0.00	\$250.00	\$250.00
Workshops	\$2,554.00	\$1800.00	745.83	\$5,799.83	\$10,500.00	\$4,700.17
<b>Total Expenses</b>	<b>\$4,730.13</b>	<b>\$5244.07</b>	<b>4,894.30</b>	<b>\$24,903.93</b>	<b>\$55,010.00</b>	<b>\$30,106.07</b>
<b>Net Income/Expenses Gen'l Acct</b>	<b>-\$1,255.13</b>	<b>-\$2847.07</b>	<b>(2,962.12)</b>	<b>-\$7,954.88</b>	<b>-\$32,460.00</b>	<b>\$24,505.12</b>
<b>Bank Accounts</b>						
BCQG General Business Fund 6214	\$34,545.88	\$31,698.81	28,736.69			
BCQG All CD Accounts	\$10,057.65	\$10,058.08	20,000.00			
BCQG Bus. Advantage Select Savings 0142	\$30,945.29	\$30,946.08	21,002.48			
Special Events Funds - acct 6219	\$5,000.00	\$5,000.00	5,000.00			
<b>Total Bank Accounts</b>	<b>\$80,548.82</b>	<b>\$77,702.97</b>	<b>74,739.17</b>	<b>\$0.00</b>	<b>\$0.00</b>	<b>\$0.00</b>

BCQG budget 2022-2023

# Workshops



## Friday April 14, 2023 Robin Pickens Workshop to Perfect Curves and Play with Color

The workshop is full with a long waitlist. Contact [Margaret Gordon](#) if you would like to be added to the waitlist.

Robin Pickens is giving participants a choice of patterns, either Mod Flower Box or the Beanstalk pattern. Either pattern will give us the opportunity to have perfect curves and fun with color. The Mod Flower Box wall quilt is Charm Pack or Fat Eighth friendly. [Mod Flower Box quilt pattern from Robin Pickens - Robin Pickens](#) The Beanstalk pattern gives you the opportunity to play with your greens (fabric, that is). [Beanstalk Quilt Pattern by Robin Pickens with Painted Meadow - Robin Pickens](#) With

either pattern you can create the circle template or use the Creative Grids Circle Savvy Ruler. Participants need to have a pattern for class.

## Friday May 12, 2023 Dora Cary of Orange Dot Quilters

The workshop is full with a short waitlist. Contact [Margaret Gordon](#) if you would like to be added to the waitlist.

Dora will help us make the “H” bag- an easy to make bag, perfect for shopping, or the farmer’s market or holding unfinished projects. The “H” bag comes in two sizes and the leftover fabric can be turned into a small zippered pouch. Perfect time to use your machine’s zipper foot in class and see how easy it is to install a zipper. T

Dora Cary will have dowels, patterns... available for purchase at the general meeting/workshop. PDF patterns are available in Orange dot Quilts Etsy shop. Address below

[Orange dot Quilts H Pattern](#)



## Friday June 9, 2023 Anna Marie Horner Reserve Garden Quilt

The workshop is full with a long waitlist. Contact [Margaret Gordon](#) if you would like to be added to the waitlist.

Nonmembers may sign up April 1<sup>st</sup> if spots are available.

The Reserve Garden Quilt is a swirling patchwork and applique adventure. The workshop includes fabric selection discussion, patchwork techniques for ray and strip blocks, tips on applique methods, and use of templates for fussy cutting. Raw edge applique is one of the methods for this pattern.

Pattern is available at [Anna Marie Horner’s website](#)

Online registration will open on March 9 if spots are available. Nonmembers may sign up April 1<sup>st</sup> if spots are available.

Pattern is available at [Anna Marie Horner’s website](#)

# Workshops

## Workshop General Information/Locations

### **NEW:**

The 2022-23 workshops are proving to be very popular. Beginning with the Dora Cary of Orange Dot Quilters workshop registration, only BCQG members can sign up during the first month that registration is available. Snippets, the newsletter and the website will state that only members can sign up during that definitively stated time period. The Guild aims to open registrations three months in advance. Actual dates will be published in snippets, newsletter and on the website.

Please note that the online registration system is turned off on the guild meeting days so that we can accurately accept in-person registrations. The system is turned back on once we have reconciled all the in person and online registrations

Workshops run from 10:00 AM -4:00PM Please arrive 15 -30 minutes early to set up your workspace. After the workshop chair helps the speaker and sets up the classroom, she will be happy to help you if you need assistance. Remember to bring your lunch/drink/snack for the LIMITED lunch break time.

Workshop Fees are usually \$30 per day. Workshop description in the newsletter includes additional material/supply fees due to speaker.

Workshops are held at the Norman P Murray Community Center Juniper room, 24932 Veterans Way, Mission Viejo, CA 92692 **NOTE: THE APRIL WORKSHOP WILL MEET AT THE LAGUNA HILLS COMMUNITY CENTER, 25555 ALICIA PKWAY, ROOMS A&B ON 2ND FLOOR. ELVATOR AVAILABLE.**

You may cancel and receive a refund if you let the workshop chair (Margaret Gordon) know by email at least 45 days before the workshop. After that time, you will only be refunded if there is a person to fill your spot from the waiting list. We will issue a refund check after payment is received from the replacement for your spot.

# Philanthropy News

## SAVE THE DATE!

**Saturday, May 20th, starting at 9 AM , philanthropy will have a FREE fabric drive by! Hosted at Mary Matura's, come by and go shopping for some great items to help with your philanthropy quilting or your own personal projects.**

**More info coming soon..**

We were so thrilled to receive this photo and letter of thanks from the Commander of the USS California! The sailors loved their quilts! Thank you to all who helped make this donation possible!



It was another big month of giving to our community. 139 quilts were contributed, 74 of those went to Showers Of Appreciation supporting our young military families, and 2 to the VA. 36 pillowcases, 20 NICU blankets, 4 bonding squares, and 10 fleece blankets to CAST were also donated.

We continue to collect quilts for the **summer camp for foster kids** ages 5-10. Each child will receive a pillowcase and child size throw (45 x 50 approximately) to brighten their camp cot and take home with them! We will need 40 in all and especially are in need of boys quilts.

## Help Needed:

**Philanthropy will need a chairman in the new year. This position can be done by a group of friends, a friendship group or an individual. With a team of hard working Philanthropy members to support you and plenty of time to get oriented to the position it is a fantastic way to impact guild and the community. Please reach out to Julie Greenspan for more information.**

## Reminders..

- **If you take a kit, PLEASE piece the backing and binding included in that kit.** We all like to make tops but finishing the complete kit helps us get them ready for longarm and domestic quilting.

# Philanthropy News

- **Join the NICU blanket “club”!** Commit to and pick up one (or more) NICU kits, make and return the following month. They only take 15 minutes and these little blankets provide shelter from the bright lights and they go home with the baby.
- **Pillowcase kits are available.** Why not take a dozen to your next friendship group meeting?!
- **Quilts ready for quilting** are always at the general and Sew Day meeting. Domestic or longarm quilting, doesn't have to be fancy!

## **Our next SEW DAY**

Monday, April 3

10 AM - 4PM

Glenwood Recreation Center

25422 Cedarbrook

Aliso Viejo

“Always a pleasure to do for people in need when you have so much!”

~Marilyn Hamilton

(Amazing BCQG member and prolific philanthropy contributor!)

Julie Greenspan

[Greenspanfamily@aol.com](mailto:Greenspanfamily@aol.com)

***Ps.. need a quilt for a friend or acquaintance in need? Philanthropy is here to help. Please reach out to any member of the philanthropy team with your request. We'd love to help!***

## Show and Tell

Spring has arrived! We have more sunlight hours in the days now so we can be busy sewing fun quilts that can be used for spring holidays, picnics, home décor, new babies, and whatever fun activity that we are enjoying at this time of year. Spring fabrics are so pretty and there are so many wonderful patterns that get us excited.

In April we would love to see your spring quilts! We would also love to see the quilts that you made/started in the March Workshop. Along with these quilts maybe you have made a graduation quilt to be giving to a special grad . We would love to see it.

We know that you are working on your UFOs (we are hoping anyway) and, of course, we want to see those too! Maybe you made a quilt to donate to Philanthropy but have not turned it in yet. We want to see it!

Ok, those are some of our ideas but most important: we want to see all quilts that you want to share with us.

Your Show and Tell Committee,  
Anne, Eileen, and Marsha  
your Show and Tell Committee





# March Show and Tell

Susan Probst -  
Balboa - Sherri McConnell



Mandy Salzedo -  
My Blue Pineapple  
I saw this gorgeous fabric -  
Hating to cut it up but cut it  
I did. I'm in love with the  
result.

Gail Brunell - My son likes National  
Parks. Simple Panel Quilt.



Patricia Pardo - Made this  
for Granddaughter Drew's  
17th birthday. Used  
crazy quilt 10" square papers  
using A French General layer  
cake. The strip border is from  
fabric purchases at the Janu-  
ary fabric sale; outer border  
bought at Road to CA from  
French General. Scalloped  
border made using Krista  
Mosers' Scallop Template



Laura Chambers - Wearin O Green  
As a protestant Irish American, we wore green and orange  
on St. Patrick's Day.



# March Show and Tell



Maggie Bell - When Nancy Ota offered the opportunity to try out her new patterns at a workshop at her home. I jumped at the chance to create a wall hanging for my daughter who was born in the year of the Tiger. When I asked my daughter what her new school colors were so I could match them on the tiger, she responded with, "Mom, you're not going to believe this, but my principal's theme for this year has been baseball. The staff even wore blue and orange jerseys for Halloween. Would you mind making it for her?" How could I resist? Moreno Valley AVID Academy's colors are blue and orange, thus the orange M on the blue cap and shirt.

My daughter wanted the label to read, "The Moreno AVID Academy Tigers hit a home run with you as their head coach!" And so it will be when I sandwich and sew the label and blue binding onto it. It will be presented to the principal before the end of this school year in early June.

Special thanks to Nancy for her generosity and talent!

Keri Follmer—  
Balboa by Sherri McConnell



Jan Hirth - Jan made this totally English paper pieced butterfly quilt totally by hand. And was totally over paper piecing when she finished. She got the laser cur paper piecing set through the Lilly Ella Stitchery designer. Jan chose to applique the butterflies on the rainbow fabric.



Sew Sisters Friendship Group -  
Owner: Col. Deborah Dannemeyer  
Quilted by: Norah Dapudga  
Quilt Pattern- Magnolia by Chelsi Stratton Designs  
Made as a quilt of Valor for Col. Deborah Dannemeyer, US Air Force as a thank you for her many years of service and her personal and professional sacrifices.

## March Show and Tell



Jan Hirth - After seeing a Hawaiian inspired pillow at Road to California, Jan figured out how to make one of her own using a flower pattern of her own and using a wedge ruler, She has made two other pillows like this in different sizes.



Anne Hicks - Happiness



Carol Gobtogge - Dawn Heese class last month



Jennifer Morgan -  
Basket Case

## Friendship Circles

Hi Everybody,

This is just a quick reminder to anyone that might have a question about Friendship Circles, like...

What do Friendship Circles do? When do they meet? Where do they meet? What if I am not sure I want to join but would like to try it out? How do I join?

If you have any question about friendship circles at all, please, give me a call or text me 714-504-5426. If I miss your call, please leave me a short message and I will call you back a.s.a.p. If you would prefer to email that works for me too. [karen@beanscounters.com](mailto:karen@beanscounters.com).

I see so many people that really love being part of a smaller group of quilters where everyone gets to know each other and truly become friends. I want that kind of happiness and comradery for anyone who wants it too.

By the way, if you have a friend, or a friendship circle, that you would like mentioned on this page let me know. There are a lot of great people and great groups out there that we would like to hear about.

Karen Bean  
BCQG Friendship Circles

## Things to Do

### April

22 Quilters by the Sea Quilt Show & Craft Faire [quiltersbythesea.com/quilt-show/](http://quiltersbythesea.com/quilt-show/)

### May

6 "Quilts in the Garden" [www.orangecountyquiltersguild.com](http://www.orangecountyquiltersguild.com)

### September

23 Sewing Room Tour/Luncheon [orangegrovequiltersguild.com](http://orangegrovequiltersguild.com)

### October

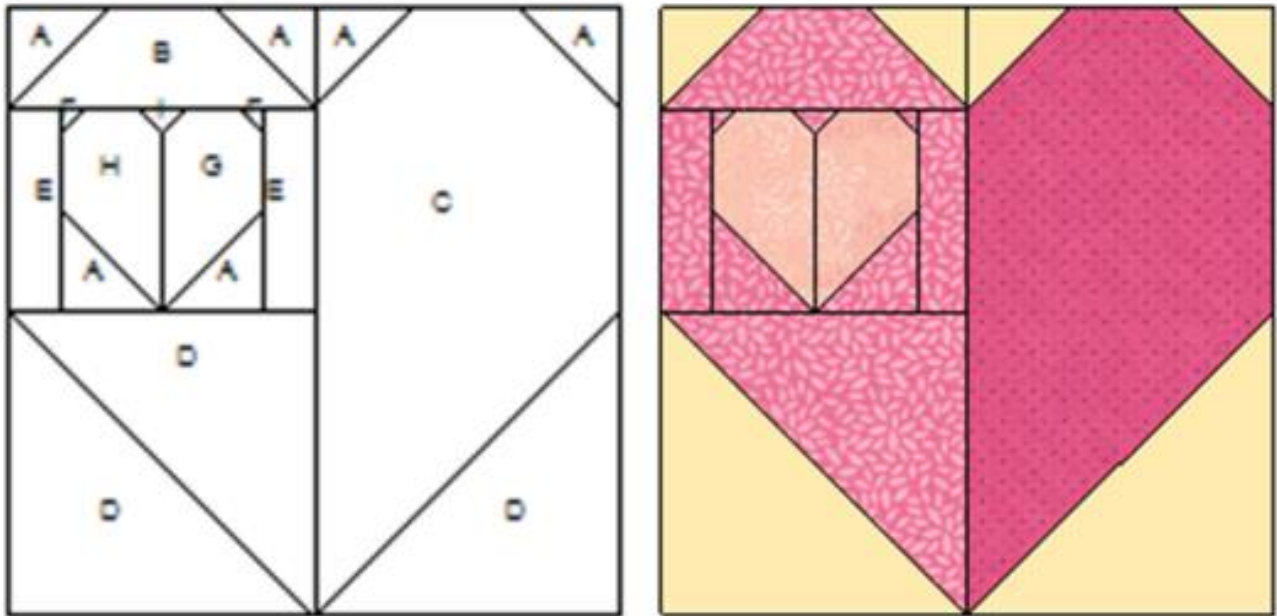
7 Old Town Temecula Outdoor Quilt Show [valleyofthemistquilters.com/new-page-1](http://valleyofthemistquilters.com/new-page-1)

### November

3-4 Quilted Treasures Quilt Show [www.fallbrookquiltguild.com](http://www.fallbrookquiltguild.com)

# Block Party— Hearts

## Hearts – April



### Cutting Instructions:

<b>Fabric</b>	<b>Size</b>
Background Fabric A	Cut 4 - 2.5" squares
Heart Fabric A (Large Heart Left)	Cut 2 - 2.5" squares
Heart Fabric B (Large Heart Left)	Cut 1 - 2.5" x 6.5" rectangles
Heart Fabric C (Large Heart Right)	Cut 1 - 12.5" x 6.5" rectangles
Heart Fabric D (Large Heart Left)	Cut 1 - 6.5" square
Background Fabric D	Cut 2 - 6.5" squares
Heart Fabric E (Large Heart Left)	Cut 2 - 1.5" x 4.5" rectangles
Heart Fabric F (Small Heart)	Cut 4 - 1" squares
Heart Fabric G & H (Small Heart)	Cut 2 - 2.5" x 4.5" rectangles

1. Draw a diagonal line on the wrong side of the Fabric F from corner to corner. With right sides facing place Fabric F on the both sides of the tops of Fabric G & H. Sew on the lines. Trim the corners leaving  $\frac{1}{4}$ ", and press the seams open.



## Block Party—Hearts

2. Draw a diagonal line on the wrong side of the Fabric A from corner to corner. With right sides facing place Fabric A on the opposite sides for units G & H. Sew on the lines. Trim the corners leaving  $\frac{1}{4}$ ", and press the seams open.



3. Sew the two halves of the small heart block right sides together. Press seam open.



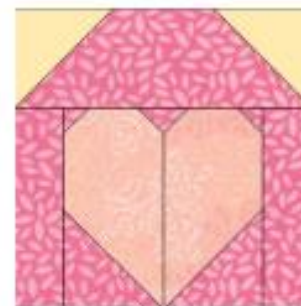
4. Sew Fabric E to the left and the right of the small Heart unit just created.



5. Draw a diagonal line on the wrong side of 2 Background Fabric A from corner to corner. With right sides facing place Fabric A on the both sides of the tops of Fabric B. Sew on the lines. Trim the corners leaving  $\frac{1}{4}$ ", and press the seams open.



6. Sew the unit created in step 5 to the top of the small heart block (step 3).




7. Draw a diagonal line on the wrong side of the remaining 2 Background Fabric A from corner to corner. With right sides facing place Fabric A on the both sides of the tops of Fabric C. Sew on the lines. Trim the corners

## Block Party

leaving  $\frac{1}{4}$ ", and press the seams open.

8. Make a diagonal line on the wrong side of both large background squares (Fabric D) from corner to corner. Place the large square on the bottom of Heart Fabric D right sides together, with the marked lines as shown. Sew on the lines. Trim the corners leaving  $\frac{1}{4}$ ", and press the seams open.

9. Sew unit created in step 7 to the bottom of the small heart unit.



10. Draw a diagonal line on the wrong side of the remaining Background Fabric D from corner to corner. With right sides facing place Fabric D on the right bottom of Heart Fabric C. Sew on the lines. Trim the corners leaving  $\frac{1}{4}$ ", and press the seams open.

11. Sew the two halves of the large heart block right sides together. Press seam open.



# Membership

To join the guild please print, complete and bring this form to the next meeting. You can also join online: <https://www.beachcitiesquilters.org/join-us.htm>.



## BEACH CITIES QUILTERS GUILD MEMBERSHIP APPLICATION / RENEWAL FORM

The information you provide will be used in the Beach Cities Guild directory. A completed membership application must be submitted no later than the December general meeting to be included in the directory for the current membership year. The directory is distributed to guild members and is not made available to other sources.

Name			<input type="checkbox"/> \$40 New Member <input type="checkbox"/> \$40 Renewal Membership # _____ <input type="checkbox"/> Check # _____ <input type="checkbox"/> Cash Date _____
<input type="checkbox"/> <i>If you are renewing your membership, please review your information in the last directory. Include any needed changes below or check the box to indicate that your information is current.</i>			
Address			
City	State	Zip	
E-Mail Address			
Home Phone#		Work Phone#	
Cell Phone#		Birthday Month _____ Day _____	
Emergency Contact (if desired)		Emergency Contact Phone Number	

Check Box to indicate that Beach Cities Quilters' Guild has permission to use your photo in hard copy and on-line publications. (for Example use of Show & Tell picture in the newsletter)

- BCQG is a nonprofit organization whose purpose is to provide a creative atmosphere, to share knowledge of methods and techniques, and to encourage each member's growth and talent in the field of quilt making and related subjects.
- Meetings are held the 2<sup>nd</sup> Thursday of each month at the Norman P. Murray Center, 24932 Veteran's Way, Mission Viejo.
- Social time begins at 6:30 pm with the General Meeting & Program from 7:00 pm to approximately 9:00 pm.
- Dues are payable prior to the start of each membership year, annually from October 1 through September 30.
- Please bring this completed form and your dues (check payable to BCQG) to the Membership Table at the General meeting or mail it to:

**Beach Cities Quilters Guild - Membership**  
**P.O. Box 2328**  
**Mission Viejo, CA 92690-2328**

Check Box to indicate that you have questions and/or would like to be put in contact with other guild members.



# Featured Advertiser

## NEW LONGARM SERVICE EXCITED TO SUPPORT ORANGE COUNTY QUILTERS

You've just created your latest masterpiece, and you're eager for the longarm service to add your finishing touch. You can't wait to see the finished work, because you know the gratification that comes from sharing, enjoying, and gifting such a personal piece of artwork. As a passionate quilter who understands this experience, Laurel Hathaway founded Hathaway Quiltworks. Her purpose is to help meet the growing demand for quality longarm services and shorter wait times, and she is excited to join and support the Orange County quilting community.

Laguna Hills, California, March 18, 2023 – Hathaway Quiltworks, LLC, named for the founder's grandmother, opened for business in December 2022 and established their location in the Laguna Hills Business Center on Moulton Parkway. Offering precision computerized edge-to-edge longarm quilting in a professional studio, the company just off the I-5 Freeway, provides services for quilters of all levels along with philanthropy work for Beach Cities Quilt Guild.

Besides quilting, longarm customers may choose hand or machine binding services, and hanging sleeves for wall display. Custom printed quilt labels will soon be offered. Hathaway Quiltworks stocks a broad selection of Quilter's Dream batting including 80/20 Natural and White, Dream Puff, Wool and Bamboo.

The company invites customers to pursue their in-house pattern catalog and visit their vendor's pattern website where they can explore thousands of Edge-to-Edge designs. Customers can set up a free interactive Wishlist to save, review and share their favorite quilting patterns with Hathaway Quiltworks and their friends. With countless designs to choose from, quilters are sure to find the perfect one to complement their special quilt.

Laurel owes her training and experience to Karen Miller, owner of Cosmic Quilting. "Her expertise and patience provided me the training before I purchased my Gammill Statler longarm last year". The state-of-the-art machine is one of four located at the Laguna Hills location, which is also the home of Cosmic Quilting and Carolynne's Quilting. "We are all very passionate about our businesses and inspired by the beautiful quilts our customers bring us.

Businesswoman, Laurel Hathaway began sewing at an early age when some of her first projects were vests for her Troll dolls made on her children's Singer. Fifty+ years later she discovered quilting when she happened upon Orange Quilt Bee in Orange, Ca. "I had been sewing apparel, and other crafts for years but had never been exposed to quilting. The "Bee" was so inspiring, I couldn't wait to make my first quilt and signed up for a beginner class and made Yellow Brick Road. Well, I was hooked! Thirty quilts later I continue to be inspired every time I walk thru their door.

Ready to retire from over 40 years in the equestrian industry, Laurel is pursuing her quilting passions thru her new longarm quilting venture. During 2023 she is offering a \$100 gift certificate at each of Beach City Quilt Guild's monthly meetings. Laurel adds, "I look forward to meeting more of the guild members and helping them put the perfect final touch on their quilts."



Quilters interested in services may contact Laurel for an appointment.  
Phone or text at 949- 534-2934 or e-mail at [hello@hathawayquiltworks.com](mailto:hello@hathawayquiltworks.com)



Laurel (middle) with Karen and Carolynne at their quilting studio





**VISIONS ART MUSEUM**  
Contemporary Quilts + Textiles

2825 Dewey Road  
San Diego, CA 92106  
619-546-4872

Tues - Sat 10 to 4  
Sunday 12 to 4  
closed major holidays

*Estuary, detail, Melody Money*



*Jean Impey*  
**Long Arm Quilting Services**  
31182 Casa Grande Drive  
San Juan Capistrano, CA 92675  
Jean@SewJean.com  
714/815-7884  
Computerized, Edge to Edge and Custom work Available

**Diana's Stitchery**  
Longarm Quilting & Fiber Arts  
Creative Designs in Fabric

Diana O'Connor      23361 Cobblefield Mission Viejo, CA  
cell 978-239-7830      www.dianasstitchery.com




**Orange Quilt Bee**

*Pebble Gilb & Lisa Wiltse, Owners*

714-639-3245  
628 E. Katella Ave., Orange, CA 92867  
www.orangequiltbee.com  
email: oqbshop@orangequiltbee.com  
Hours: Mon-Thu: 10-8, Fri-Sat: 10-5, Sun: 12-4



**Moore's**  
Sewing Machines · Ceiling Fans · Vacuums  
Specialists in Sales & Service  
A Fourth Generation Family Business

MISSION VIEJO · 25390 Marguerite Pkwy · (949) 580-2520  
HUNTINGTON BEACH · 15041 Goldenwest St. · (714) 899-3222  
CORONA · 591 N. McKinley St. #106 · (951) 736-5457  
VICTORVILLE · 16210 Bear Valley Road · (760) 240-4477  
TEMECULA · 26490 Ynez Road, Ste. F & G · (951) 297-3796  
OUTLET CENTER · 22532 Avenida Empresa, RSM · (949) 829-9459

www.moores-sew.com

**PAL's** Sewing & Vacuum Since 1967  
www.PalsSewVac.com

 Dress the Globe

 **Handi Quilter**  
OFFICIAL RETAILER

 **Superior**

**(949)645-7257**

**JANOME elna melco**

**FREE** 5yr Protection/Service Plan  
with every new machine purchase

**FREE** In-Home Installation & Set -Up  
with Every Longarm Purchase

- \* **Lowest Price Guarantee**
- \* **In House Service of All Brands**
- \* **Free Service/Repair Estimates**
- \* **Same Day Service Available**

**Ask for 15% BCQG Discount**  
2299 Harbor Blvd  
Costa Mesa, CA 92626



**SEWING PARTY**

Contact : info@sewingparty.com  
instagram@sewingparty  
Shop : www.sewingparty.com



**Store Hours**  
 Monday, Wednesday & Friday: 10am - 4pm  
 Tuesday & Thursday: 10am - 3pm  
 Saturday: 9am - 2pm  
 Sunday: Closed

**Contact Us**  
 Phone: (951) 304-9787  
 Website: [sewtreasuredquiltshop.com](http://sewtreasuredquiltshop.com)  
 Email: [sewtreasured@stquiltshop.com](mailto:sewtreasured@stquiltshop.com)  
 Facebook: Sew Treasured Quilt Shop  
 Instagram: @sewtreasuredquiltshop

26855 Jefferson Ave, Suite D, Murrieta, CA 92563




**Sewing Center**  
 OF ORANGE COUNTY  
 Guaranteed best price on everything in the store!

**baby lock JANOME elna JUKI®**

**SEWING CENTER OF OC**  
 Steve Shuman, Manager

1-714-993-2SEW (2739)  
[info@sewingcenteroforangecounty.com](mailto:info@sewingcenteroforangecounty.com)  
 1239 East Imperial Highway, Placentia CA 92870  
[www.sewingcenteroforangecounty.com](http://www.sewingcenteroforangecounty.com)  
 Facebook: <https://www.facebook.com/sewingcenterofoc>  
 Twitter: [sewingoc](https://twitter.com/sewingoc) • Instagram: [sewingcenteroc](https://www.instagram.com/sewingcenteroc)



**HATHAWAY**  
 QUILTWORKS

*Computerized Longarm Quilting*

- Precise edge-to-edge stitching by a Gammill Statler Longarm in a clean and professional quilting studio
- Countless E2E patterns available from our in-house catalog and vendor's website (save, review, share)
- Binding services by hand or machine; custom designed quilt labels
- Stitch Rewards and Friend Referral Bonus
- Share your quilting journey with us; beginners welcome

Laguna Hills Business Park  
 Near I-5 at Lake Forest & Moulton Parkway  
[hello@hathawayquiltworks.com](mailto:hello@hathawayquiltworks.com)

**Call or Text Laurel 949-534-2934**

**Quilt Passions**  
 Batik and tropical fabrics  
 Island-themed quilt patterns  
 Hawaiian-style quilts  
 New Store - Open 2023!  
 27001 La Paz Rd Ste 116  
 Mission Viejo, CA 92691  
 (949) 994-1199  
[www.quiltpassions.net](http://www.quiltpassions.net)

**GRAND COUNTRY QUILTS**

*Rachel Graves-Hill*  
*Roxanne Thomsen*  
 PRIMITIVE SHOP- 760.471.1114  
 MODERNS AND MORE- 442.515.3088  
 Open Mon-Sat 10am-3pm  
[www.grandcountryquilts.com](http://www.grandcountryquilts.com)

## Classified Ad

For sale almost new Husqvarna Viking 930 with Exclusive Sensor System. It was purchased a year ago for \$1750.00 but only used a short time due to the quilter's health. The family wants to sell it to a dedicated quilter and are will to accept \$900 OBO.

Contact Judy Bethe by text 949 422 8273 or jeb2729@yahoo.com

