



Stitches in the Sand

March 2025

MEETING DATE: March 13th at the Norman P. Murray Center and Zoom at 7:00pm.

Programs

Meet our Speaker: David Owen Hastings

David Owen Hastings had a 40-year career in graphic design work and since retiring he's been able to focus exclusively on his work as a modern quilter, speaker and teacher.

He's been knitting and sewing since he was a kid and feels there's something magical in taking a piece of fabric or yarn and turning into something beautiful. He believes crafts like quilting can be an artistic expression and good for the soul. He also enjoys creating his own textiles through dyeing and painting.

David attends quilt festivals all over the country where he's won prizes, and his work has appeared in quilting magazines. He thoroughly enjoys spreading the joy of modern quilting.

For the rest of the year, we'll be hosting a meet the speaker dinner at California Pizza Kitchen in Mission Viejo. Please text Laura Chambers your RSVP no later than the Wednesday before our guild meeting at 310-994-4737.



Inside this issue:

President's Message	2
From the Past President	3
Photos from February	4
SSCQG News	5
Monthly Mini	6
Hospitality News	6
Friendship Circles	6
Philanthropy News	7
Things to Do	0
Workshops	11
Upcoming Speakers	12
Sunshine and Shadows	13
Block Party 2024-2025	13
Featured Advertiser	14
Show and Tell	15
Membership Form	17



Connect with us on social media to join in the fun :

<https://www.facebook.com/Beach-Cities-Quilters-Guild-105189137693733>
Or Members Only Group
<https://www.facebook.com/groups/672436387018111>

BCQG's Board Meeting is held the Third Thursday of the Month via Zoom.

Upcoming Speakers:

April: Susy Nash

May: Gwen Weedon

June: Marjan Kluepfel

Don't forget to wear your name tag to the meeting!

Need to speak to a board member—Email beachcitiesqg@gmail.com

From the President



February is a short month, but it has been jammed packed for me. First, we had Kyra Reps visit us. I loved seeing her wonderful quilts and hearing about her journey. I took her workshop the next day and I have mastered the circle applique! Hurray! I never before been able to make a turned circle. Her technique was so easy. Glad I took her workshop.

The following week, I will be going to Phoenix for QuiltCon and also visiting my granddaughters. I'm not really a Modern Quilter, but I am fascinated by modern quilts. It will get me ready for our next visitor, David Owen Hasting, who is a modern quilter. I'm going to try my hand at modern quilting in his workshop. Who knows, I may become a modern quilter!

My attention has also been on our upcoming Tea & Tour. Martha and all her wonderful helpers have been working hard to make this an enjoyable event for everyone. I'm excited to see the quilt rooms on our tour this year. I always get hints on storage, layouts and, of course, I love to see their beautiful quilts that will be spread around the house. When we return to the Murray Center, we will get to see all the challenges quilts and raffle baskets. I am always amazed how three fabrics, a piece of yarn and a charm can look so different on every quilt. And the best part of the event is being able to visit with everyone in a relaxed atmosphere.

Happy Sewing,
Donna Wester
President



Orange Quilt Bee

Jenny Nason, Owner
jenny@theorangequiltbee.com
www.orangequiltbee.com

628 E. KATELLA AVE.
ORANGE, CA 92867
714-639-3245

  @orangequiltbee



Store Hours

Monday, Wednesday & Friday: 10am - 4pm
Tuesday & Thursday: 10am - 3pm
Saturday: 9am - 2pm
Sunday: Closed

Contact Us

Phone: (951) 304-9787
Website: sewtreasuredquiltshop.com
Email: sewtreasured@stquiltshop.com
Facebook: Sew Treasured Quilt Shop
Instagram: @sewtreasuredquiltshop

26855 Jefferson Ave, Suite D, Murrieta, CA 92563



Jean Impey
Long Arm Quilting Services

31182 Casa Grande Drive
San Juan Capistrano, CA 92675
Jean@SewJean.com
714/815-7884

Computerized, Edge to Edge and Custom work Available

From the Past President



Donna's President's Quilt: "National Parks"

It's time for all BCQG members to make one block for our President Donna Wester's President's Quilt!

Donna's fabulous theme is "National Parks" as she has hiked many of these beautiful parks!

All members are invited and encouraged to make a 5 " finished block for the President's quilt.

The best part is that it doesn't cost anything to contribute because the fabric squares are provided and you just donate your creativity and sewing time!

How to Make a President's Quilt Block

Pick up a free 7 " background square of fabric (this is the unfinished block size) at the President's Quilt table at the Guild meetings in February or March. Fabrics have been preselected from specific colors for the background. (If you attend via Zoom or missed the meeting then please email me and I will send you a block by mail.)

2. Your design must fit within the middle of a 5" square. I suggest drawing a 5 inch square in the middle of the 7 inch square. Any design outside of that 5 inch line will not be in the final block. **Important: do not trim or square your block down.** This will be done by the committee after all the blocks have been collected.
3. All methods of appliqué, paper piecing, embroidery etc... are welcome. If you use raw edge appliqué, please zig-zag the edges down.
4. Embellishments are welcome, just do not attach them to the block. Please put them in a small baggie with your name on it and staple it to the edge of your block.
5. **Sign your block close to the edge of your design**, so Donna will know who created the block. I will have Pens at the table for anyone needing them. Your signature means so much to the President, and I have enjoyed looking at each one of the blocks on my President's quilt and knowing who created it!
6. Turn in your block to the President's Quilt Table at the March, April or May Guild meetings.

Finally, I am looking for members who would be willing to host the Quilting Bees in their homes . Also, please contact me if you would like to assist in this project with me, as I can always use the extra hands .

This quilt is going to be Fabulous because BCQG members are so creative and talented!

Questions: Call or text Margie Bushaw (949) 233-3350
email: marbushaw@gmail.com

Photos from February's Meeting



SCCQG News



The next meeting will be held on April 5, 2025. This meeting is on zoom and will be the “Meet the Teachers” presentation. It was recommended to have multiple members attend this meeting so they can attend the breakout rooms with the teachers they might be interested in getting in the future.

If you’d like specific details the meeting notes will be posted on the SCCQG homepage. <https://www.sccqg.org/>

Thank you,
Helene Born
Hborn07@yahoo.com
714 504 2614

Bubbas Quilting & More

20% off Services for Guild Members

Longarm Quilting & Binding Services
Custom T-Shirt & Memory Quilts

Kathy - Cell 562.357.9677
bubbasquilting@gmail.com

We Donate a Quilting to Local Charity for Each Order
Guild Member - Quilters by the Sea - Long Beach, CA



Batik and tropical fabrics
Island-themed quilt patterns
Hawaiian-style quilts

New Store - Open 2023!

27001 La Paz Rd Ste 116
Mission Viejo, CA 92691
(949) 994-1199

www.quiltpassions.net

Monthly Mini



Congratulations to Lynn Jones, the winner of the February monthly mini, made and donated by the lovely Karen Brewin.

Stop by the monthly mini table during the March guild meeting for a chance to win a darling 14 ½ x 15 ½ inch lined market bag donated by Jan Shaw. The message on the

bag *Friends Are Flowers That Never Fade Away* is a combination of machine and hand embroidery with bee and flower embellishments.

Tickets are \$1 each, six tickets for \$5, or 13 tickets for \$10.



Hospitality News



Thank you for coming out in the rain in February and bringing such wonderful treats to share for Valentine's Day. Minus the rain, let's do almost the same for March and St. Patrick's Day!

Thank you!



Friendship Circles

Are you curious about Friendship Circles, or do you need more information? Joining a Friendship Circles is an easy way to make new friends within BCQG and a great chance to learn new skills from others in a small group setting. Most circles meet at least once a month and work on group projects, learn new skills together, or just gather to enjoy each other's company.

For instance, the Needle Little Therapy Friendship Circle meets once a month for an afternoon of sewing and sharing. There are some very talented folks in this circle who do long arm quilting for Philanthropy, and other members donate some of their work to the Guild. It's all for a good cause, and a great way to work together.

If you are interested in belonging to a Friendship Circle, please stop by the Friendship Circles table at any Guild meeting for more information. Or contact Karen Bean at karen@beanscounters.com (714-504-5426) or Cathy Kelley at cmkelley51@gmail.com (949-468-6319).

Philanthropy News

Philanthropy Sew Days are so inspiring! We collected over 50 quilts on our last Sew Day and had 45 in attendance. We donated 157 quilts last month, along with 27 pillowcases and 10 CAST fleece wraps and 5 teddy bears.

We would love to have you join us on a Sew Day, even if you only come for Show and Tell.

Our President Donna shared a sweet story she found about a person who received a quilt during a trying time. Please take a minute to read this heartwarming story on page 9.

Our next meetings: March 3 April 7 May 5

We meet each month at:

Presbyterian Church Of The Master 26051 Marguerite Pkwy, Mission Viejo, CA 92692
Corner of Oso and Marguerite (park in the lot closest to Oso Parkway)

Set up starts at 9:00 am! The main meeting begins at 10:00 or anytime you get there. We usually start cleaning up around 2:30. Helpers are always appreciated at Sew Day especially with set up and take down.

Show and Tell starts at 11:00! Join in the fun!

We will have the usual things at sew day; irons, ironing board, cutting mats, etc. Not bringing your sewing machine, we will have projects you can work on, either cutting or hand sewing. There's always something to keep you busy.

Showcase for our March meeting; Rachel Maus is going to show us how to create a cotton rag quilt. This is her info:

"Making a rag quilt is a fun quilting technique and a good way to use up leftover batting. Rag quilts are quilts that have exposed seams that fray when washer. To make a very comfy quilt, cut your leftover batting scraps into squares, but I wouldn't do less than 5". For example if you do use 5", you will need 120 squares to make a quilt 50"x60". If you do 6" you will need 80 squares to make a 48"x60" quilt.

Cut your fabric squares 2" larger than your batting squares and you will need twice as many squares of fabric as batting squares (front and back). I think color coordinating your fabric ends up a more pleasing quilt."

Rachel will be bringing fabric and squares for you to use

April we will have Mary Kay Fitzpatrick show us how she makes her fancy binding with piping.

We are collecting quilts for foster kids going to camp this summer. Size of a throw for a 7 - 11 year old boy or girl. These need to be done by our June meeting.

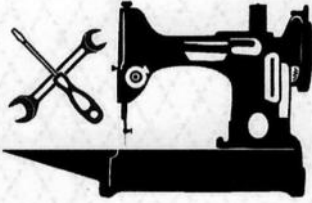
As always baby quilts are needed for Showers of Appreciation. We donated 74 quilts this past quarter. Thank you to all!

Philanthropy News

As you are turning in quilts for Fire Survivors - please let us know that is where you'd like them to go. The BCCQG is spear heading the collection of these quilts. You can turn them into the Guild or to The Orange Quilt Bee or to Quilt Passions Quilt Store. Make sure you let them know it's for the Fire Survivors. This will enable the SCCQG to provide for the Mountain Fire Survivors and the current Palisades and Eaton fires.

Happy Stitching,
Janice Trumbauer
Philanthropy Chairman

ASPIRE




• SEWING MACHINE SERVICES •

Featherweight Services & Repairs
Maintenance Restorations
Custom Painted Machines

Ryan Breidenbach
Featherweight Specialist

----------

314-315-7661
breidenbachryan@gmail.com
26 Dewberry • Rancho Santa Margarita, CA • 92688



Longarm Quilting
E2E or Custom

Susan Probst
909-747-4734
susandprobst@gmail.com

Quilt Story of Survivor

Today, I accomplished half of a nine-year goal. When I was in the Burn Unit, I vividly remember that during my second week there, one of the nurses brought a quilt to my room and said, “This is for you.” I looked at her in confusion and replied, “What?” She explained, “Someone sewed this quilt for you before you came to the hospital.”

I was taken aback and answered, still not understanding, “Someone sewed me a quilt—for me—before I came to the hospital?” She reassured me, “Yes, someone made this for you. They didn’t know it would be you, but there are groups of people who sew quilts and donate them to the hospital. Nurses give them to patients like you who have an extended stay.”

At that moment, I broke down in tears. Who are these selfless people in the world? It still amazes me to think about it—someone decided to dedicate an entire day (or even several days) to cutting and sewing fabric together to anonymously give it away to someone in need, bringing a little grace into their life during a very dark and life-changing ordeal.

That quilt carried me through two skin grafts during my three weeks in a trauma unit and three months of healing at home. I still look at it every day. On one level, it feels like a trophy; on another, it reminds me of everything I endured and survived. For the past nine years, I have felt the burden of needing to reciprocate—to answer the call of whoever made my quilt and to participate in the circle of giving on the other side.

Flashback: I have a dear lifelong family friend who has been quilting and sewing for the last 30 years and is a member of the Salt Lake Modern Quilting Guild. She posts some of the most beautiful pieces you’ve ever seen; they are beyond mere fabric—they are works of art. Six months ago, I inquired about the Guild and learned that it was open to anyone, with memberships starting at the beginning of the year.

I’ve never been one to make New Year’s resolutions, but for some reason, this year, on New Year’s Eve, I joined the Quilting Guild, and today was my first sewing day.

When I walked into the sewing studio, I found a place to sit and immediately met Gina, a woman who, as you might guess, sews quilts anonymously for people all over the world. She told me about her network of over 7,000 quilters working together to send quilts to Ukraine, Turkey, North Carolina, and California. Gina had a list of almost every natural disaster in the last 20 years; you could tell she had made quilts for all of them.

I held back tears when she asked me about my story. I told her that she was kind of the reason I was there—that people like her had sent me a message of compassion while I was in the Trauma Unit, and I wanted to let them know what it meant to me and to participate in the same act of giving.

I overheard some of the ladies saying, “You know, I’ve sewn so many quilts for the hospital and the VA. Sometimes, I wonder if they really make a difference or if this is just something I can’t stop doing.” I responded, “You have no idea. I have a friend who just left the Burn Unit via the VA. When he was finally heading home to Idaho after 90 days in the hospital, there was a quilt waiting for him in the lobby. He took it home to remember what he went through and for comfort.”

Those ladies kept me busy today. I sewed from 10 a.m. to 3 p.m., and I feel like I worked a double shift. I’m worn out but also incredibly grateful to have met some of these amazing people, to have made friends, and to have participated in their projects.

As many of you know, I have a special relationship with Mr. McQueen. One lesson I continue to learn from him is that “doing for others is the greatest thing you can do in your life.” This is the reason I’m sharing my story. I’ve already received the gift of sewing today and plan to reap it further as I continue. For those of you who are trying to find light in this world right now (I see you, I hear you, I feel you), I think Mr. McQueen would want me to share his words again—really, they might be Gina’s words too—remember that there’s always a gift (or light) in being selfless. The greatest thing you can do for yourself is doing something for somebody else....

God Bless the anonymous quilters of the World and the anonymous gifts they give to anonymous people in suffering all over the planet.

Im halfway done with this quilt ...

Things to Do

On Going—

October - March 16 —Blue Gold - The Art and Science of Indigo at the Mingei International Museum
1439 El Prado @ Balboa Park in San Diego. \$10-15

mingei.org

March

- 1-2 Desert Views Sunset Hues Quilt Show - Hi Desert Quilt Guild—
<https://www.facebook.com/p/Hi-Desert-Quilt-Guild-100089294809920/>
Desert Empire Fairgrounds
520 East Richmond, Ridgecrest, California, 93555



Greg Geithner
Service Specialist for
Sewing, Embroidery & Quilting Machines

949-419-4734
GeithnerG@gmail.com

Quality Service & Repairs For Most Makes & Models


Bernina	Janome	Husqvarna	Juki
Pfaff	Toyota	TinLizzie	Singer
Brother	Tajima	Gammill	Consew
Babylock	Viking	Handi Quilter	& Many More

Free over the phone technical support
949-419-4734
Schedule a drop off appointment or in home repair



SEWING PARTY

Contact : info@sewingparty.com
[instagram@sewingparty](https://www.instagram.com/sewingparty)
Shop : www.sewingparty.com



HATHAWAY
QUILTWORKS

Computerized Longarm Quilting

- Precise edge-to-edge stitching by a Gammill Statler Longarm in a clean and professional quilting studio
- Countless E2E patterns available from our in-house catalog and vendor's website (save, review, share)
- Binding services by hand or machine; custom designed quilt labels
- Stitch Rewards and Friend Referral Bonus
- Share your quilting journey with us; beginners welcome

Laguna Hills Business Park
Near I-5 at Lake Forest & Moulton Parkway
hello@hathawayquiltworks.com

Call or Text Laurel 949-534-2934

Workshops

BCQG Workshops are generally held on the Friday after our monthly Thursday Guild meeting at the Norman P Murray Community Center in Mission Viejo. Registration fee is \$35 for members; \$60 for non-members. (Annual BCQG membership is only \$40 and members sign up first.)

Friday, March 14, 2025 Workshop “Inspired by Architecture” with David Owen Hastings 10 am to 4 pm in the Juniper Room at the Norman Murray Center



David will guide you through a creative process for designing your own modern abstract quilt, taking inspiration from architectural photos to develop dynamic and unique designs. This workshop will offer quilt-as-you-go method by which you sew the top pieces, batting and backing simultaneously. It is very satisfying to accomplish this task. David will further guide you with machine quilting using your walking foot. Learn to connect multiple quilted units using a gusset join technique, then add a simple face binding to finish.

For class, choose 1 to 2 photos of a favorite building. A complete supply list will be sent to you.



Registration is open. There are **4 spaces left** for this workshop. Email Mary Kay Fitzpatrick or register online. Workshop fee is \$35 for members. Non-members are welcome to register via email. The fee is \$60.



Friday, April 11, 2025 Workshop “Journey Into the Art of Collage” with Susan Nash

10 am to 4 pm in the Juniper Room at the Norman Murray Center

Susan Nash is certified to teach collage quilting in the style of Laura Heine. Choose from two patterns, “The Featherweight” or “The Pin Cushion”. When you sign up and order your pattern, she will prepare a kit for you. All sign-ups must be made **before March 19, 2025**, to ensure a completed kit. Kits are \$50. Let Mary Kay know (before March 19) which pattern/kit you would like and she will let the teacher know.

Registration is open. There are 2 openings as of this writing. Email Mary Kay Fitzpatrick (mkfitz1066@cox.net). Workshop fee is \$35 for members. Non-members are welcome to register via email. The fee is \$60.



Friday, May 9, 2025 Workshop “Ocean Art Quilt” with Gwen Weedon 10 am to 4 pm in the Juniper Room at the Norman Murray Center

This is a free motion curved piecing advanced technique project. With Gwen’s guidance, you should have a finished quilt top by the end of the day. Come ready to play with color and texture.

Workshops

Gwen has been quilting for over 25 years. Check out her website (sonshinequilting3.com)

Registration is open. Email Mary Kay Fitzpatrick (mkfitz1066@cox.net) or register online.

Workshop fee is \$35 for members. Non-members are welcome to register via email. The fee is \$60.



Upcoming Speakers – Beach Cities Quilters

April 2025	Susy Nash	crazyaboutcollage.com
May 2025	Gwen Weedon	sonshinequilting.com
June 2025	Marjan Kluepfel	marjankluepfel.com

PAL's Sewing & Vacuum Since 1967
www.PalsSewVac.com
 (949)645-7257

INNOVA

Handi Quilter

JANOME melco
NECCHI elna

FREE 5yr Protection/Service Plan
 with every new machine purchase

FREE In-Home Installation & Set -Up
 with Every Longarm Purchase

- * Lowest Price Guarantee
- * Free Service/Repair Estimates
- * Speedy Service Turnaround
- * Same Day Service Available

For the latest
 Specials & News PalsSewVac PalsSewVac

15% Guild Discount on Thread and Notions
 2299 Harbor Blvd, Costa Mesa, CA 92626

Sewing Center
 OF ORANGE COUNTY
 Guaranteed best price on everything in the store!

www.SewingCenterOfOrangeCounty.com
 1239 EAST IMPERIAL HWY. PLACENTIA, CA 92870 1-714-993-2SEW

baby lock JANOME elna JUKI
SEWING CENTER OF OC
 Steve Shuman, Manager

1-714-993-2SEW (2739)
info@sewingcenteroforangecounty.com
 1239 East Imperial Highway, Placentia CA 92870
www.sewingcenteroforangecounty.com
 Facebook: <https://www.facebook.com/sewingcenterofoc>
 Twitter: sewingoc • Instagram: sewingcenteroc

Sunshine and Shadows



If you have something you would like to be included in this column, please contact me. Please include your name and contact information, and if about someone else, their name and contact information for verification.

Thank you. [Barb Gautner](#) and [Catherine Huebscher](#)

Block Party 2024-25

Sharon Farley and her team have assembled a new block of the month for you....

[Instructions](#)

These block are available on the BCQG website on the Block Party or get there directly by Clicking here—

[BOM #1](#)

[BOM #2](#)

[BOM #3](#)

[BOM #4](#)

[BOM #5](#)

[BOM #6](#)

Featured Advertiser—Susan Probst Longarm Services

Susan Probst Long Arm Services



Transform Your Quilts with Professional Longarm Services

Are you a passionate quilter looking to elevate your creations? I specialize in professional longarm quilting services that bring your quilt tops to life with precision, artistry, and care.

I have been quilting for 10 years and fell in love with the possibilities a longarm can add to a quilt. My journey into quilting began with inspiration from my mother, who has been quilting for 23 years. Soon, I began using a longarm. I was so captivated by longarm quilting that I decided to turn that passion into my own business. My goal is to help quilters turn their quilt tops into something they will be proud of and enjoy. I always strive for excellence in my work and continue to take classes whenever available to expand my skills and offer my customers more options.

With years of experience and a keen eye for detail, I offer a variety of quilting patterns and custom designs to suit your vision. Whether you need computerized edge-to-edge quilting or a custom design, I ensure your project is completed with the highest quality craftsmanship. My longarm is on a 10-foot frame and can accommodate quilts up to 100 inches wide.

Why Choose My Longarm Quilting Service?

- **Expert Craftsmanship** – I treat every quilt as if it were my own, ensuring flawless stitching and beautiful designs.
- **Fast Turnaround** – No more waiting months to finish your quilt. I provide efficient service without compromising on quality.
- **Custom Designs** – Choose from a wide selection of patterns or work with me to create a unique design tailored to your quilt.
- **Affordable Pricing** – Get top-tier quilting services at competitive rates.



Your quilt is in good hands in my studio, and I want the best for you and your treasured creation. Customer feedback is very important to me, and I would love to hear about your experience! I encourage you to visit my website and leave a review. As a way of saying Thank You, I offer a **10% discount on your next quilting service** when you leave a review on my website.



Let's turn your quilt top into a masterpiece! Contact me today at:

- call or text 909-747-4734
- visit my website at susanprobstlongarming.com
- email me at susanprobstlongarming@gmail.com

Show and Tell

Happy March. This year is going by fast - and already spring is in the Air - for March bring your spring quilts to share with the guild. Excited to see all the spring pastels, beautiful flowers, etc. that you have made into quilts.

Christi and Tami

February Show and Tell



Mary Kay Fitzpatrick



Mary King



Piece Corps Friendship Group



Anne Hicks



Juan Garcia

January Show and Tell Continued



Joella Bussert



Patrice Lambourne



Judy Bêthe



Lynn Jones



Debbie Hulbert

Moore's
Sewing Machines · Ceiling Fans · Vacuums
Specialists in Sales & Service
A Fourth Generation Family Business

MISSION VIEJO · 25390 Marguerite Pkwy · (949) 580-2520
HUNTINGTON BEACH · 15041 Goldenwest St. · (714) 899-3222
CORONA · 591 N. McKinley St. #106 · (951) 736-5457
VICTORVILLE · 16210 Bear Valley Road · (760) 240-4477
TEMECULA · 26490 Ynez Road, Ste. F & G · (951) 297-3796
OUTLET CENTER · 22532 Avenida Empresa, RSM · (949) 829-9459


www.moore-sew.com

Diana's Stitchery
Longarm Quilting & Fiber Arts
Creative Designs in Fabric

Diana O'Connor 23361 Cobblefield Mission Viejo, CA
cell 978-239-7830 www.dianasstitchery.com

Time to Renew

We are in our new membership year. Please plan to pay for membership renewal at the November meeting or pay a guest fee at the Welcome Table. Thank you to everyone who has taken the time to renew! Please print, complete and bring the form to the October meeting or join online: <https://www.beachcitiesquilters.org/join-us.htm>.



BEACH CITIES QUILTERS GUILD MEMBERSHIP APPLICATION / RENEWAL FORM

The information you provide will be used in the Beach Cities Guild directory. A completed membership application must be submitted no later than the December general meeting to be included in the directory for the current membership year. The directory is distributed to guild members and is not made available to other sources.

Name <input type="text"/>			<input type="checkbox"/> \$40 New Member <input type="checkbox"/> \$40 Renewal Membership # <input type="text"/> <input type="checkbox"/> Check # <input type="text"/> <input type="checkbox"/> Cash Date <input type="text"/>
<input type="checkbox"/> <i>If you are renewing your membership, please review your information in the last directory. Include any needed changes below or check the box to indicate that your information is current.</i>			
Address <input type="text"/>			
City <input type="text"/>	State <input type="text"/>	Zip <input type="text"/>	
E-Mail Address <input type="text"/>			
Home Phone# <input type="text"/>		Work Phone# <input type="text"/>	
Cell Phone# <input type="text"/>		Birthday <input type="text"/> Month <input type="text"/> Day <input type="text"/>	
Emergency Contact (if desired) <input type="text"/>		Emergency Contact Phone Number <input type="text"/>	

☐ Check Box to indicate that Beach Cities Quilters' Guild has permission to use your photo in hard copy and on-line publications. (for Example use of Show & Tell picture in the newsletter)

- BCQG is a nonprofit organization whose purpose is to provide a creative atmosphere, to share knowledge of methods and techniques, and to encourage each member's growth and talent in the field of quilt making and related subjects.
- Meetings are held the 2nd Thursday of each month at the Norman P. Murray Center, 24932 Veteran's Way, Mission Viejo.
- Social time begins at 6:30 pm with the General Meeting & Program from 7:00 pm to approximately 9:00 pm.
- Dues are payable prior to the start of each membership year, annually from October 1 through September 30.
- Please bring this completed form and your dues (check payable to BCQG) to the Membership Table at the General meeting or mail it to:

Beach Cities Quilters Guild - Membership
P.O. Box 2328
Mission Viejo, CA 92690-2328

☐ Check Box to indicate that you have questions and/or would like to be put in contact with other guild members.