



Stitches in the Sand

March 2023

MEETING DATE: March 9th at the Norman P. Murray Center and Zoom.

Programs



This month's speaker is Sherri McConnell

In March, we welcome Sherri McConnell, teacher, lecturer, Moda Fabric designer and avid blogger.

Inspired by a rich family heritage of women who love sewing and creating, Sherri loves to sew and quilt. She has the most magical memories of home made gifts from her mom, aunt, grandmother, and great-grandmother and began to sew on her own with a sewing machine at age ten. In the early 1990's encouraged and taught by her grandmother, she began her quilt making journey.

Sherri created her blog "A Quilting Life" in 2008 in order to keep track of her quilting and sewing projects. It quickly became so much more, and opened up a whole new world of quilting inspiration! Creating and sharing with the online quilting community led to many opportunities including publishing quilt patterns and books : a Quilting Life: Creating a Handmade Home 2013; Fresh Family Traditions 2014, Sunday Best Quilts 2019, coauthored with Corey Yoder. In 2015 , Sherri and her daughter Chelsi began designing fabric for Moda Fabrics.

Visit Sherri's website for more information: www.aquiltinglife.com

Join us at 4:30 pm for "Dinner with the Speaker" at Wood Ranch BBQ & Grill located at 28016 Greenfield Drive, Laguna Niguel, CA. Please text your RSVP to Margie (949) 233-3350 by Wednesday, March 8, 2023.

Happy Quilting
Margie Bushaw
1st VP/Programs

Upcoming Speakers:

April: Robin Pickens

May: Dory Cary

June: Anna Maria Horner

Inside this issue:

President's Message	2
From the Past President	3
Fall Tea & Tour	4
Sunshine & Shadows	5
Hospitality	5
Upcoming Speakers	5
Pictures from February	6
New Member Gathering	8
Rummage	8
Note from the Treasurer	9
Workshops	10
Philanthropy News	12
Show and Tell	13
Monthly Mini	13
February Show and Tell	14
Friendship Circles	16
Block Party—Hearts	17
Membership Form	21
Advertisers	22
Classified Ads	25



Need to speak to a board member—Email beachcitiesqg@gmail.com

Connect with us on social media to join in the fun :

<https://www.facebook.com/Beach-Cities-Quilters-Guild-105189137693733>
Or Members Only Group
<https://www.facebook.com/>

BCQG's Board Meeting is held the Third Thursday of the Month via Zoom.

From the President

Please give yourself the gift this year of taking a Workshop with our Speakers. We had a fun time in Dawn Heese's workshop which has me enjoying needle-turn applique with new enthusiasm. I'm also looking forward to our speakers that are coming up: Sherri McConnell, Robin Pickens, Dora Carey and Anna Maria Horner. They are all different and have new quilt projects to share!

To preview who is visiting the Guild, visit our terrific website that lists the upcoming speakers with links to their website, then you can find their Facebook and Instagram pages to see what their quilting styles are. Our Internet committee does a fantastic job to give members the links and information needed on what is coming up. Right now, I'm finishing my "Balboa" quilt top from Sherri McConnell's class last year so I can share it when she visits. Her patterns are so well-written and tested that the blocks and rows are correct when you finish them and piecing it together is easy. I hope you take her class if possible. She is a great quilt teacher and explains tips and insights for improving your piecing and accuracy.

Save the Date ... our Tea & Tour on September 30th Our fall-themed event will be something that you do not want to miss! A quilt challenge, the sewing room tours, and a luncheon at the Murray Center, plus more. Details coming in March!

Looking ahead ... our **Quilt Show 2024** needs a QS Chair (or co-chairs) to start the engine for our Spring 2024 event at the Murray Center. The Opportunity Quilt needs a "Quilt Mom" to oversee the quilt's development and to organize it traveling for ticket sales before the show. We have two members on board to take it around to local guilds, so we just need a Quilt Mom to tie it all together. The quilt is underway and is a beautiful, 25th anniversary Kaffe Fasset quilt kit that is going to be really beautiful and a favorite with modern quilt fans.

Here's hoping that you find lots of creative time in February and March this year.

Keri Follmer
2023 BCQG President



From the Past President

Keri' President's Quilt: Gardening, Flowers and Wine

Every year Beach Cities makes a quilt for the outgoing president as a thank you for all her hard work. Each member is asked to make one 5" finished block and return it by the May meeting. Keri has chosen a cute wine and garden theme, with a selection of light blue background fabrics. I will be at the March meeting with 7" squares to hand out, please stop by and pick one up! Keri would love to have everyone participate as a remembrance of her year. If you picked up a square in February, I will be happy to accept your finished block! You can always mail me your finished block as well.

Here are the rules:

1. Your design must fit within the middle of a 5" square. The committee will square up the blocks after they are turned in so please do NOT trim your block down.
2. All methods of appliqué, piecing, paper piecing, embroidery, etc. are welcome. If you do raw edge appliqué, please zigzag the edges.
3. Embellishments are fine, just do not attach them to the block. Put them into a small baggie with your name on it and staple to the edge of your block. The Committee will attach after quilting.
4. **Your name is important.** Please write your name close to the edge of your design so it doesn't get cut off when the blocks are squared up. I will have some pens available for you to use if you forget to sign your name.

Thank you! Contact me if you have any questions! Jennifer Morgan

Keri's Wish List/Ideas for your block:

Colors: Any colors/shades that you would find in flowers and plants:

Pinks, Greens, Purples, Yellow, Oranges, Blues and Blacks. Keri loves softer fabrics, shabby chic, and designers like Kath Kidson, Fig Tree, Brenda Riddle, Minnick & Simpson, and modern designers like Heather Bailey, Anna Griffin, Anna Maria Horner and Jennifer Paganelli.

Fun, Favorite Things: Mixed bouquets of flowers, wildflowers, blooms in teacups, bikes with flowers, garden signs, pennants, seashells, Adirondack chairs, cabbage roses, climbing roses, geraniums in containers, fluffy pillows, straw hats, garden tools, bird houses, lanterns, lemons, peaches, strawberries, herbs, mirrors on garden walls, garden rain boots, rabbits, picnic baskets, garden fairies, moss, hummingbirds and more!

See her Pinterest board: "President's Quilt". Account Name: Keri On The Porch

Welcome Critters: Butterflies, bees, ladybugs and bunnies – ONLY please.

Wine Fun: Colored wine glasses with flowers, vines, grape leaves, grapes, sunflowers, wine barrels, picnic baskets

Limited Colors & Ideas: Reds and vegetables (more flowers & fruits please)

Things That You Might Not Know About Keri:

- Learned how to make beautiful things on a dime budget (sew, cook and garden) from her Grandmothers
- Loves adding re-purposed objects to her garden, like old birdcages and lanterns with plants in them
- Keri enjoys making Lemoncello liqueur from lemons off her Meyer lemon tree
- She has giant calla lilies growing in her yard that are from her Great-Grandma Mable's yard (who was a quilter!)
- Has a front yard that is a registered Pollinator Garden for bees, monarchs
- Has grown oranges, peaches, pumpkins, strawberries, lemons, and herbs over the years, sharing with her friends
- Grows clover and mint just for the wild neighborhood bunnies to stop by and munch
- Spent lots of her childhood in Avalon, Catalina, with her Grandmother, diving for seashells, visiting people's gardens and baking a lot
- Worked for Williams Sonoma stores in her early career, selling and giving cooking demos with local chefs

From the Past President Continued

- Visits California wineries throughout the year with her husband Russ, and loves to sneak in the kitchen to see what the winery chef is making
- Has won blue ribbons at the county fair for her Chocolate Chip Snickerdoodles (her recipe) and her Grandmother Helen's Cheesecake (she will share the recipes)
- Was a very successful PR publicist for 25+ years, working with chefs, restaurants, and managing red carpet publicity, where she met celebrities. She found the Guild and quit to be a cookie-bakin' mom, focus on her family and work from home



Fall Tea and Tour

And Fall Tea and Tour Save the Date! September 30, 2023

The committee is getting underway planning our Fall Tea and Sewing Room Tour. For those who are new to guild, this event is usually held in the spring, but we're switching things up and holding it in the fall. We will start by going on a sewing room home tour and then end things by having lunch at the Murray Center. We will have our usual challenge quilts display, and raffle items.

We will begin selling challenge kits at the March meeting. We are only making about 100 kits and are on a first come basis. Hoffman Fabrics has generously donated fabric for the kits, which will contain 3 fat quarters and a few other surprises for you to make at a cost of \$15. We can't wait to see what you make!

Come to the March meeting and find out more about this fun event!

Alicia Passarelli, Chair

Jennifer Morgan and Julie Greenspan, Challenge Chairs



Sunshine & Shadows



Sunshine and Shadows

We are delighted to report that Linda Mosley is now home recovering after spending January in a rehabilitation center from her terrible fall. Her arm and her hip have improved quite nicely. Though walking is slow, her broken leg is getting better each day. Linda has so appreciated all the cards and well wishes, so keep them coming.

We send Marti Ryncarz many wishes for the fastest possible recovery after the ankle replacement surgery that she had January 25th. May you be up and around very soon.

Many of you may know Sara Slygh. She served on the BCQG board as Membership and as Treasurer for several years before moving out of the area. We recently learned that Sara's husband, Mike, passed away February 10th after a 7 month battle with aggressive cancer. You may reach out to Sara at her current email address saras@mslygh.com

You can contact Debra Halverstadt for questions or to report other guild Sunshine and Shadows.

The only source for gathering information is through you. Please do not hesitate to let me know. Don't think that someone else will do it. It is better to get 20 messages than not hear at all. If you have something you would like to be included in this column, please contact me. Please include your name and contact information, and if about someone else, their name and contact information for verification.

Thank you, Debra Halverstadt

Hospitality



If it is your birthday Month please bring a snack to share!

Upcoming Speakers - Beach Cities Quilters

April 2023	Robin Pickens	www.robinpickens.com
May 2023	Dory Cary	www.orangedotquilts.com
June 2023	Anna Maria Horner	www.annamariahorner.com
July 2023	Round Robin Demo Night	
August 2023	Member Showcase	

Photos from February Meeting



Photos from February Meeting



From the Workshop



New Member Gathering—March 2023

Attention New Members! Be on the lookout for an invitation from dhalverstadt@aol.com (Debra Halverstadt). It is an invitation to our New Member Gathering on Saturday, March 25 from 1:00 - 3:00 Please join us for an informal get-together. Beach Cities Quilters is a very active guild and this meeting will give you some insight into all that it has to offer. More information is in the invitation! If you did not receive an invite please email Debra. Don't forget to RSVP!



Rummage

WONDERFUL NEWS

Rummage is hosting a SATURDAY sale on May 6th from 10 am to noon. At that time all Rummage fabric will be available, not just the 20% that is brought to the meeting each month. This means Rummage would appreciate MORE DONATIONS to assist with the sale. Please bring them to the guild meeting or call Rachel to arrange pick-up.

At our March meeting we will be hosting a sale of WOOL. The prices will be great. We have wool patterns, wool kits with patterns and more.

Rummage is grateful for everyone's generosity and purchasing of fabric. The funds raised are a wonderful addition to Beach Cities budget.



From the Treasurer

I am happy to report that we are keeping within our budget, please feel free to [contact me](#) if you have any questions about this report, or if you are interested in shadowing the Treasurer position.

[Liz Pickering](#), Treasurer

January P&L updated 2/15/23						
Income	November	December	January	YTD Total	Budget	Variance
Advertising	\$100.00	\$700.00		\$800.00	\$600.00	\$200.00
Amazon	\$29.37			\$29.37	\$100.00	-\$70.63
Block Party				\$0.00	\$0.00	\$0.00
Circe	\$43.00			\$43.00	\$100.00	-\$57.00
Membership	\$2,160.00	\$1,160.00	\$520.00	\$7,960.00	\$8,000.00	-\$40.00
Membership - 2023-2024				\$0.00	\$0.00	\$0.00
Miscellaneous Income				\$0.00	\$0.00	\$0.00
Monthly Mini	\$122.00		\$100.00	\$423.00	\$1,100.00	-\$677.00
Philanthropy	\$5.00	\$1,015.00		\$1,020.00	\$1,500.00	-\$480.00
Sales Tax collected to be paid to State				\$0.00		\$0.00
Tea & Tour 2023				\$0.00	\$4,000.00	-\$4,000.00
Ways & Means (Rummage)	\$426.00		\$517.00	\$1,681.50	\$3,000.00	-\$1,318.50
Welcoming (Guest Fees)			\$120.00	\$120.00	\$100.00	\$20.00
Workshops	\$600.00	\$600.00	\$1140.00	\$2,940.00	\$4,050.00	-\$1,110.00
Total Income	\$3,485.37	\$3,475.00	\$2397.00	\$15,016.87	\$22,550.00	-\$7,533.13
Expenses						
Advertising				\$0.00	\$10.00	\$10.00
Block Party				\$0.00	\$200.00	\$200.00
Donations				\$0.00	\$500.00	\$500.00
Door Prizes				\$0.00	\$50.00	\$50.00
Facilities	\$1,016.85	\$552.00	\$2174.85	\$5,899.38	\$13,500.00	\$7,600.62
Friendship Groups				\$0.00	\$50.00	\$50.00
Hospitality		\$136.50	\$60.43	\$196.93	\$400.00	\$203.07
Website/internet	\$112.00		\$297.00	\$706.00	\$2,000.00	\$1,294.00
Membership	\$0.00			\$0.00	\$700.00	\$700.00
Monthly Mini				\$0.00	\$25.00	\$25.00
Operations		\$940.00		\$2,048.00	\$2,450.00	\$402.00
Payment Processing fees	\$28.29	\$41.44	\$37.09	\$176.46		-\$176.46
Parliamentarian				\$0.00	\$25.00	\$25.00
Philanthropy	\$2,770.39	\$81.19		\$3,992.72	\$10,000.00	\$6,007.28
President's Quilt				\$0.00	\$400.00	\$400.00
President				\$0.00	\$300.00	\$300.00
Programs	\$636.44	\$180.70	\$902.54	\$1,719.68	\$13,000.00	\$11,280.32
Sales Tax Paid to State				\$0.00	\$0.00	\$0.00
SCCQG				\$0.00	\$200.00	\$200.00
Secretary				\$0.00	\$25.00	\$25.00
Show & Tell				\$0.00	\$25.00	\$25.00
Special Event Tea & Tour				\$0.00	\$0.00	\$0.00
Treasurer		\$99.71	-\$27.84	\$71.87	\$100.00	\$28.13
Ways & Means (Rummage)		\$144.59		\$144.59	\$300.00	\$155.41
Welcoming (New Member Tea)				\$0.00	\$250.00	\$250.00
Workshops	\$700.00	\$2,554.00	\$1800.00	\$5,054.00	\$10,500.00	\$5,446.00
Total Expenses	\$5,263.97	\$4,730.13	\$5244.07	\$20,009.63	\$55,010.00	\$35,000.37
Net Income/Expenses Gen'l Acct	-\$1,778.60	-\$1,255.13	-\$2847.07	-\$4,992.76	-\$32,460.00	\$27,467.24
Bank Accounts						
BCQG General Business Fund 6214	\$35,801.01	\$34,545.88	\$31,698.81			
BCQG All CD Accounts	\$10,057.22	\$10,057.65	\$10,058.08			
BCQG Bus. Advantage Select Savings 0142	\$30,944.50	\$30,945.29	\$30,946.08			
Special Events Funds - acct 6219	\$5,000.00	\$5,000.00	\$5,000.00			
Total Bank Accounts	\$81,802.73	\$80,548.82	\$77,702.97	\$0.00	\$0.00	\$0.00

Workshops

Friday March 10, 2023: Sherri McConnell Workshop Home Sweet Home Row Quilt

Sherri McConnell is teaching a brand-new pattern “Home Sweet Home” Row Quilt. The class will give you a chance to work on a block from each row. You can finish at home and have a 44.5” by 62” adorable quilt. The pattern is available on Etsy. Participants will receive a code for a 25% discount. Fabric requirements are available under the description for the PDF pattern on Sherri’s Etsy site i [Home Sweet Home](#). It’s easy to picture this quilt in sweet fabric or Kaffe or maybe even in darker colors inspired by “Wednesday” on Netflix



Friday April 14, 2023 Robin Pickens Workshop to Perfect Curves and Play with Color



The workshop is full with 9 quilters on the waitlist. Contact [Margaret Gordon](#) if you would like to be on the waitlist.

Robin Pickens is giving participants a choice of patterns, either Mod Flower Box or the Beanstalk pattern. Either pattern will give us the opportunity to have perfect curves and fun with color. The Mod Flower Box wall quilt is Charm Pack or Fat Eighth friendly. [Mod Flower Box quilt pattern from Robin Pickens - Robin Pickens](#) The Beanstalk pattern gives you the opportunity to play with your greens (fabric, that is). [Beanstalk Quilt Pattern by Robin Pickens with Painted Meadow - Robin Pickens](#) With either pattern you can create the circle template or use the Creative Grids Circle Savvy Ruler. Participants need to have a pattern for class.

Friday May 12, 2023 Dora Cary of Orange Dot Quilters

Dora will help us make the “H” bag- an easy to make bag, perfect for shopping, or the farmer’s market or holding unfinished projects. The “H” bag comes in two sizes and the leftover fabric can be turned into a small zippered pouch. Perfect time to use your machine’s zipper foot in class and see how easy it is to install a zipper. The mini H bag is another option. It does require interfacing to give it more oomph. If making the Mini H bag you might need spare fabric to make the zippered pouch.

Dora Cary will have dowels, patterns... available for purchase at the general meeting/workshop. PDF patterns are available in Orange dot Quilts Etsy shop. Address below

[Orange dot Quilts H Pattern](#)

[Orange dot Quilts Mini H Pattern](#)



Friday June 9, 2023 Anna Marie Horner Reserve Garden Quilt

Registration opens for BCQG members on March 3, 2023 7:00AM only via email to [Margaret Gordon](#)

Quilters may only sign up for one slot.

BCQG Members can sign up at the meeting if space is available.

There will be waitlist because there are always cancellations.

Payment via check, cash or PayPal invoice and must be received by 3/9 Guild meeting.

(You can request a PayPal invoice in your email to Margaret.)

You can pay via check, cash or credit card at the meeting.



Please note if your email arrives at 6:59AM you are not in the class.

Verify that you are using Margaret’s @gmail address [Margaret Gordon](#), not @boomerdog!

Online registration will open on March 9 if spots are available.

Nonmembers may sign up April 1st if spots are available.

Pattern is available at [Anna Marie Horner’s website](#)

Workshops

Workshop General Information/Locations

NEW:

The 2022-23 workshops are proving to be very popular. Beginning with the Dora Cary of Orange Dot Quilters workshop registration, only BCQG members can sign up during the first month that registration is available. Snippets, the newsletter and the website will state that only members can sign up during that definitively stated time period. The Guild aims to open registrations three months in advance. Dora Cary's workshop registrations started in February and Anna Marie Horner will start in March. Actual dates will be published in snippets, newsletter and on the website.

Please note that the online registration system is turned off on the guild meeting days so that we can accurately accept in-person registrations. The system is turned back on once we have reconciled all the in person and online registrations

Workshops run from 10:00 AM -4:00PM Please arrive 15 -30 minutes early to set up your workspace. After the workshop chair helps the speaker and sets up the classroom, she will be happy to help you if you need assistance. Remember to bring your lunch/drink/snack for the LIMITED lunch break time.

Workshop Fees are usually \$30 per day. Workshop description in the newsletter includes additional material/supply fees due to speaker.

Workshops are held at the Norman P Murray Community Center Juniper room, 24932 Veterans Way, Mission Viejo, CA 92692

You may cancel and receive a refund if you let the workshop chair (Margaret Gordon) know by email at least 45 days before the workshop. After that time, you will only be refunded if there is a person to fill your spot from the waiting list. We will issue a refund check after payment is received from the replacement for your spot.

Philanthropy News

What a treat it was to have guests Betty Hopkins and Debra Harrison visit BCQG to thank us personally for the quilts donated to Ghana. Making an impact to those in need in Orange County and the world is truly a privilege!

So many quilts were donated locally this month! 126 in all plus 208 pillowcases, beanie babies, bonding squares, and fleece blankets. It was a special pleasure to send 22 quilts to Northeast Of The Well, an organization that helps empower those struggling with addiction and abuse by offering help with real life skills.

We are continuing to collect quilts for the **summer camp for foster kids** ages 5-10. Each child will receive a pillowcase and child size throw (45 x 50 approximately) to brighten their camp cot and take home with them! We will need 40 in all and especially are in need of boys quilts.



LOOKING TO GET MORE INVOLVED??

Philanthropy will need a chairman in the new year. This position can be done by a group of friends, an entire friendship group or an individual.

You will have a team of hard working Philanthropy members to support you and plenty of time to get oriented to the position. It's really the where the best of all things BCQG happen! Please reach out to me for more information.

SEW many ways to help Philanthropy!

- **If you take a kit, PLEASE piece the backing and binding included in that kit.** We all like to make tops but finishing the complete kit helps us get them ready for longarm and domestic quilting.
- **Join the NICU blanket "club"!** Commit to and pick up one (or more) NICU kits, make and return the following month. They only take 15 minutes and these little blankets provide shelter from the bright lights and they go home with the baby.
- **Pillowcase kits are available.** Why not take a dozen to your next friendship group meeting?!
- **Quilts ready for quilting** are always at the general and Sew Day meeting. Domestic or longarm quilting, doesn't have to be fancy!

Our next SEW DAY

Monday, March 6
10 AM - 4PM
Glenwood Recreation Center
25422 Cedarbrook
Aliso Viejo

"Today I shall behave, as if this is the day I will be remembered." — Dr. Seuss

Julie Greenspan
Greenspanfamily@aol.com

Ps.. need a quilt for a friend or acquaintance in need? Philanthropy is here to help. Please reach out to any member of the philanthropy team with your request. We'd love to help!

Show and Tell

March is here! We have weathered the rain, wind and looking forward to sunny days ahead. Spring flowers are about to sprout, and summertime is getting close. Let's use this time to finish those UFO's. We know you have them! Take them out of the closet and bring them to Show and Tell! Your finished projects will encourage the rest of us to get busy!

We would love to see your project you began at the Workshop, your UFO's that have been hanging around for a long time and St. Patrick's quilts!! Bring on the GREEN!

We will have forms for you to complete at the Show and Tell table so bring your quilts.

We look forward to seeing you!

Anne, Eileen, and Marsha,
your Show and Tell Committee



Monthly Mini



This month's winner was Toots Bier. She took home the beautiful Valentine quilt made by Deb Komatsu. It was a Carmen Geddes free pattern, made with inch and a half squares. Certainly lovely. Lucky Toots!

Next month we have a machine embroidered spring flag, with holder, made and donated by Cathy Pilliod.

Janice Trumbauer

Monthly Mini



February Show and Tell



Deb Komatsu



Barb Gautner—Heart Throb



Karen Brewin—Boho Heart by Jen Kingwell

Patricia Pardoen
Split Stars



Judy Dimmick
Red & White Tumblers with
Scalloped Borders

Quilts from Krista Moser's classes—
Windmills and
Lollipops & Licorice



February Show and Tell



Anna Ahmed—Panel One Block Wonder



Karen Bean
Rainbow Quilt



Pat Pardoen
63 American National Parks



Charlene Lin
Valentine's Quilt & Super-
Nova Spiral



Sherri Forrester
Cherries



Susan Probst
Losing My Marbles

Friendship Circles

Hi Everybody,

This is just a quick reminder to anyone that might have a question about Friendship Circles, like...

What do Friendship Circles do? When do they meet? Where do they meet? What if I am not sure I want to join but would like to try it out? How do I join?

If you have any question about friendship circles at all, please, give me a call or text me 714-504-5426. If I miss your call, please leave me a short message and I will call you back a.s.a.p. If you would prefer to email that works for me too. karen@beanscounters.com.

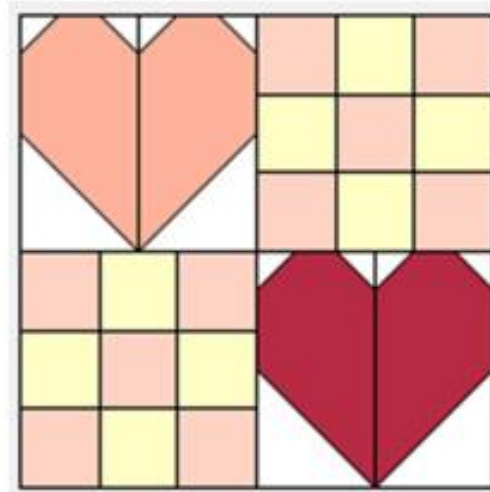
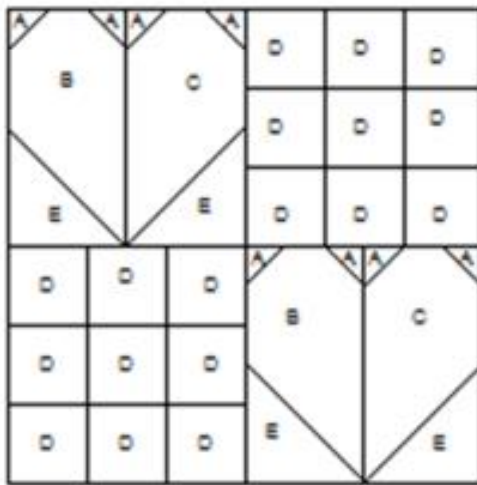
I see so many people that really love being part of a smaller group of quilters where everyone gets to know each other and truly become friends. I want that kind of happiness and comradery for anyone who wants it too.

By the way, if you have a friend, or a friendship circle, that you would like mentioned on this page let me know. There are a lot of great people and great groups out there that we would like to hear about.

Karen Bean
BCQG Friendship Circles

Block Party— Hearts


Hearts – March




Cutting Instructions:

<u>Fabric</u>	<u>Size</u>
Background Fabric A	Cut 8 - 1.5" squares
Heart Fabric B/C (Top Left)	Cut 2 - 3.5" x 6.5" rectangles
Heart Fabric B/C (Bottom Right)	Cut 2 - 3.5" x 6.5" rectangles
Background Fabric E	Cut 4 - 3.5" squares
9-Patch Fabric 1 - C	Cut 5 - 2.5" x 5.0" strips
9-Patch Fabric 2 - C	Cut 3 - 2.5" x 5.0" strips

1. Sew two 5.0" x 2.5" 9-Patch Fabric 1 strips together with one 9-Patch Fabric 2 strip placing the Fabric 2 in the middle. Repeat 1 time.




Cut each of the rectangles into two 2.5" strips.




Block Party—


2. Sew two 5.0" x 2.5" 9-Patch Fabric 2 strips together with one 9-Patch Fabric 1 strip placing the Fabric 1 in the middle.



Cut the rectangle into two 2.5" strips.



3. Combine strips as shown to produce two 6.5" x 6.5" 9-patch units.



4. Mark a diagonal line on the wrong side of each small (Fabric A - 1.5") background square. Place the squares on the top of two B rectangles and two C rectangles putting right sides together. Sew on the line; trim the corners leaving 1/4" and press seams open. (See diagram above to see

Block Party

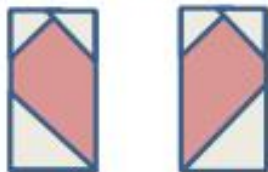
direction of each of the four 6.5" rectangles." to match diagram to make the heart shape.



5. Mark a diagonal line on the wrong side of each background E fabric (3.5" square).



6. With right sides facing, layer a fabric E square on the bottom left corner of Heart Fabric B (top left heart). Sew on the line, trim the corners leaving $\frac{1}{4}$ ", and press seams open. (See diagram above to see direction of each of the four 3.5" squares.) Repeat this for the bottom right heart.



7. With right sides facing, layer a fabric E square on the bottom left corner of Heart Fabric C (top left heart). Sew on the line, trim the corners leaving $\frac{1}{4}$ ", and press seams open. (See diagram above to see direction of each of the four 3.5" squares.) Repeat this for the bottom right heart.



8. Sew the halves of the hearts together for both the top left and bottom right hearts.



Block Party

9. Sew top left heart to the 9-patch unit created in step 3.
10. Sew bottom right heart to the 9-patch unit created in step 3.
11. Sew the two units from steps 8 and 9 together with the left heart on the top. Press seam open.

Membership

To join the guild please print, complete and bring this form to the next meeting. You can also join online: <https://www.beachcitiesquilters.org/join-us.htm>.



BEACH CITIES QUILTERS GUILD MEMBERSHIP APPLICATION / RENEWAL FORM

The information you provide will be used in the Beach Cities Guild directory. A completed membership application must be submitted no later than the December general meeting to be included in the directory for the current membership year. The directory is distributed to guild members and is not made available to other sources.

Name			<input type="checkbox"/> \$40 New Member <input type="checkbox"/> \$40 Renewal Membership # _____ <input type="checkbox"/> Check # _____ <input type="checkbox"/> Cash Date _____
<input type="checkbox"/> <i>If you are renewing your membership, please review your information in the last directory. Include any needed changes below or check the box to indicate that your information is current.</i>			
Address			
City	State	Zip	
E-Mail Address			
Home Phone#		Work Phone#	
Cell Phone#		Birthday Month _____ Day _____	
Emergency Contact (if desired)		Emergency Contact Phone Number	

Check Box to indicate that Beach Cities Quilters' Guild has permission to use your photo in hard copy and on-line publications. (for Example use of Show & Tell picture in the newsletter)

- BCQG is a nonprofit organization whose purpose is to provide a creative atmosphere, to share knowledge of methods and techniques, and to encourage each member's growth and talent in the field of quilt making and related subjects.
- Meetings are held the 2nd Thursday of each month at the Norman P. Murray Center, 24932 Veteran's Way, Mission Viejo.
- Social time begins at 6:30 pm with the General Meeting & Program from 7:00 pm to approximately 9:00 pm.
- Dues are payable prior to the start of each membership year, annually from October 1 through September 30.
- Please bring this completed form and your dues (check payable to BCQG) to the Membership Table at the General meeting or mail it to:

Beach Cities Quilters Guild - Membership
P.O. Box 2328
Mission Viejo, CA 92690-2328

Check Box to indicate that you have questions and/or would like to be put in contact with other guild members.

Featured Advertiser

For our guild year of 2023 to 2024 I will be featuring each month one of our generous advertisers. Usually, you just see their business cards in our newsletter but now you'll learn a little more about their business. For this month you will be introduced to one of our own members, Diana O'Connor. Diana owns a long arm quilting business, Diana's Stitchery. Please enjoy reading her story and then give her business a try.

My business, **Diana's Stitchery**, started out of necessity. Moving from the east coast, I needed work and my professional contacts were not local.

My love for sewing started around age 9 and I'm very comfortable with most machines. I purchased a Gammill Statler and I longarm on the weekends and some weeknights for the past 8 years. I started out doing a lot of philanthropy quilts to perfect my skills. I still run philanthropy jobs in between. Soon after purchasing this machine, I landed a day job in engineering, so now I consider myself a professional in both fields!



I can meet customers most weekends and nights. It's best to text me, especially if I'm at work during the weekdays.

My skills in engineering - attention to details, precision and accuracy, lend themselves well to running this machine. My business is at my home in Mission Viejo and my website is dianasstitchery.com
I can be reached on my cell (Boston number) 978-239-7830

I'll call you back as soon as I can, if I'm busy at work.

Thanks for your trust and opportunity.
Diana O'Connor
Diana's Stitchery



VISIONS ART MUSEUM
Contemporary Quilts + Textiles

2825 Dewey Road
San Diego, CA 92106
619-546-4872

Tues - Sat 10 to 4
Sunday 12 to 4
closed major holidays

Estuary, detail, Melody Money



Jean Impey
Long Arm Quilting Services
31182 Casa Grande Drive
San Juan Capistrano, CA 92675
Jean@SewJean.com
714/815-7884
Computerized, Edge to Edge and Custom work Available

Diana's Stitchery
Longarm Quilting & Fiber Arts
Creative Designs in Fabric

Diana O'Connor 23361 Cobblefield Mission Viejo, CA
cell 978-239-7830 www.dianasstitchery.com




Orange Quilt Bee

Pebble Gilb & Lisa Wiltse, Owners

714-639-3245
628 E. Katella Ave., Orange, CA 92867
www.orangequiltbee.com
email: oqbshop@orangequiltbee.com
Hours: Mon-Thu: 10-8, Fri-Sat: 10-5, Sun: 12-4



Moore's
Sewing Machines · Ceiling Fans · Vacuums
Specialists in Sales & Service
A Fourth Generation Family Business

MISSION VIEJO · 25390 Marguerite Pkwy · (949) 580-2520
HUNTINGTON BEACH · 15041 Goldenwest St. · (714) 899-3222
CORONA · 591 N. McKinley St. #106 · (951) 736-5457
VICTORVILLE · 16210 Bear Valley Road · (760) 240-4477
TEMECULA · 26490 Ynez Road, Ste. F & G · (951) 297-3796
OUTLET CENTER · 22532 Avenida Empresa, RSM · (949) 829-9459

www.moores-sew.com

PAL's Sewing & Vacuum Since 1967
www.PalsSewVac.com

 Dress the Globe

 **Handi Quilter**
OFFICIAL RETAILER

 **Superior**

(949)645-7257

JANOME elna melco

FREE 5yr Protection/Service Plan
with every new machine purchase

FREE In-Home Installation & Set -Up
with Every Longarm Purchase

- * **Lowest Price Guarantee**
- * **In House Service of All Brands**
- * **Free Service/Repair Estimates**
- * **Same Day Service Available**

Ask for 15% BCQG Discount
2299 Harbor Blvd
Costa Mesa, CA 92626



SEWING PARTY


Contact : info@sewingparty.com
instagram@sewingparty
Shop : www.sewingparty.com



Store Hours
 Monday, Wednesday & Friday: 10am - 4pm
 Tuesday & Thursday: 10am - 3pm
 Saturday: 9am - 2pm
 Sunday: Closed

Contact Us
 Phone: (951) 304-9787
 Website: sewtreasuredquiltshop.com
 Email: sewtreasured@stquiltshop.com
 Facebook: Sew Treasured Quilt Shop
 Instagram: @sewtreasuredquiltshop

26855 Jefferson Ave, Suite D, Murrieta, CA 92563



HATHAWAY
 QUILTWORKS

Computerized Longarm Quilting

- Precise edge-to-edge stitching by a Gammill Statler Longarm in a clean and professional quilting studio
- Countless E2E patterns available from our in-house catalog and vendor's website (save, review, share)
- Binding services by hand or machine; custom designed quilt labels
- Stitch Rewards and Friend Referral Bonus
- Share your quilting journey with us; beginners welcome

Laguna Hills Business Park
 Near I-5 at Lake Forest & Moulton Parkway
hello@hathawayquiltworks.com

Call or Text Laurel 949-534-2934



Guaranteed best price on everything in the store!

www.SewingCenterOfOrangeCounty.com
 1239 EAST IMPERIAL HWY. PLACENTIA, CA 92870 1-714-993-2SEW

baby lock JANOME elna JUKI®

SEWING CENTER OF OC

Steve Shuman, Manager

1-714-993-2SEW (2739)

info@sewingcenteroforangecounty.com

1239 East Imperial Highway, Placentia CA 92870

www.sewingcenteroforangecounty.com

Facebook: <https://www.facebook.com/sewingcenterofoc>

Twitter: [sewingoc](https://twitter.com/sewingoc) • Instagram: [sewingcenteroc](https://www.instagram.com/sewingcenteroc)

Classified Ad

For sale almost new Husqvarna Viking 930 with Exclusive Sensor System. It was purchased a year ago for \$1750.00 but only used a short time due to the quilter's health. The family wants to sell it to a dedicated quilter and are will to accept \$900 OBO.

Contact Judy Bethe by text 949 422 8273 or jeb2729@yahoo.com

