



Stitches in the Sand

February 2025

MEETING DATE: February 13th at the Norman P. Murray Center and Zoom at 7:00pm.

Programs



Kyra Reps is an award-winning quilter, designer, teacher, longarm quilter, and textile artist. A self-taught quilter, she has been quilting since grade school.

She launched Quilting Tranquility in 2016. It's a business focused on commission quilts and custom free-motion quilting. Kyra began competing in quilt shows, and in 2019, she won first place at AQS QuiltWeek - Daytona Beach with her stunning SERENDIPITY quilt. Since then, she has

earned multiple First Place and Best Longarm Quilting awards at national quilt shows.

Kyra now teaches turned-edge appliqué using the APLIQUICK method, enhanced with her signature dot painting technique. Known as "The Queen of Dots," she is passionate about helping others create perfectly turned-edge shapes and intricate mandala designs.

Kyra lives on a farm in rural Iowa (literally in the middle of a cornfield!) with her husband and five children, where she spends her time quilting, tending her expansive eight-acre garden, or camping with her family. She'll be showing us how to create a beautiful mandala.



Circles, triangles, shapes galore! Every mandala is as unique as your fingerprint. Kyra will help us delve into our creativity and create our own unique mandala kaleidoscope.

Don't forget to wear your name tag to the meeting!

Upcoming Speakers:

March: David Owen Hastings

April: Susy Nash

May: Gwen Weedon

Inside this issue:

President's Message	2
From the Past President	3
Photos from January	4
SSCQG News	5
Monthly Mini	6
Hospitality News	6
Friendship Circles	6
Tea & Tour	7
Philanthropy News	10
Things to Do	11
Workshops	12
Upcoming Speakers	13
Sunshine and Shadows	14
Block Party 2024-2025	14
Featured Advertiser	12
Show and Tell	17
Membership Form	19



Connect with us on social media to join in the fun :

<https://www.facebook.com/Beach-Cities-Quilters-Guild-105189137693733>
Or Members Only Group
<https://www.facebook.com/groups/672436387018111>

BCQG's Board Meeting is held the Third Thursday of the Month via Zoom.

Need to speak to a board member—Email beachcitiesqg@gmail.com

From the President



Happy New Year! I can't believe it is already 2025. When I was a kid I thought I would be really old in the year 2000. So now I must be really, really old! Ha!

This year brings my choice of Speakers. Charisma Horton was so enjoyable. I loved hearing about her journey as a quilter and pattern designer. I hope you were able to be there.

My next Speaker is Kyra Reps, which was my number one pick. If you haven't had a chance to see her work, you need to check her out. Her work is fabulous. She will be teaching applique. I know for some of you that can be a four-letter word. Why not stretch yourself and learn something new.

*"Isn't it nice to know
tomorrow is a new day
with no mistakes in it yet?"*

- L.M. Montgomery

Kyra won an award at Houston, so we will be learning from the best. My applique skills are not great, so I am excited to learn all I can from her.

Also, January brings Road 2 CA. I always love to see all the awesome quilts. Some women (and men) are so incredibly talented. And, of course, I want to do a little (or lots) of shopping.

Our Tea & Tour will be here before you know it. I hope you have your ticket. You will not want to miss out. If you haven't already, you can get your ticket at our February meeting, or contact Jennifer Morgan.

Happy Sewing,
Donna Wester
President



Store Hours
Monday, Wednesday & Friday: 10am - 4pm
Tuesday & Thursday: 10am - 3pm
Saturday: 9am - 2pm
Sunday: Closed

Contact Us
Phone: (951) 304 - 9787
Website: sewtreasuredquiltshop.com
Email: sewtreasured@stquiltshop.com
Facebook: Sew Treasured Quilt Shop
Instagram: @sewtreasuredquiltshop

26855 Jefferson Ave, Suite D, Murrieta, CA 92563



**Jean Impey
Long Arm Quilting Services**

31182 Casa Grande Drive
San Juan Capistrano, CA 92675
Jean@SewJean.com
714/815-7884

Computerized, Edge to Edge and Custom work Available

From the Past President



Donna's President's Quilt: "National Parks"

It's time for all BCQG members to make one block for our President Donna Wester's President's Quilt!

Donna's fabulous theme is "National Parks" as she has hiked many of these beautiful parks!

All members are invited and encouraged to make a 5" finished block for the President's quilt.

The best part is that it doesn't cost anything to contribute because the fabric squares are provided and you just donate your creativity and sewing time!

How to Make a President's Quilt Block

1. Pick up a free 7" background square of fabric (this is the unfinished block size) at the President's Quilt table at the Guild meetings in February or March. Fabrics have been preselected from specific colors for the background. (If you attend via Zoom then please email me and I will send you a block by mail.)
2. Your design must fit within the middle of a 5" square. Important: Leave a 1" border around the edge of your block — this is the seam line. Do not trim or square your block down. This will be done by the committee after all blocks have been collected.
3. All methods of appliqué, paper piecing, embroidery etc... are welcome. If you use raw edge appliqué, please zig-zag the edges down.
4. Embellishments are welcome, just do not attach them to the block. Please put them in a small baggie with your name on it and staple it to the edge of your block.
5. Sign your block close to the edge of your design, so Donna will know who created the block. I will have Pens at the table for anyone needing them. Your signature means so much to the President, and I have enjoyed looking at each one of the blocks on my President's quilt and knowing who created it!
6. Turn in your block to the President's Quilt Table at the March, April or May Guild meetings.

Finally, I am looking for members who would be willing to host the Quilting Bees in their homes . Also, please contact me if you would like to assist in this project with me, as I can always use the extra hands .

This quilt is going to be Fabulous because BCQG members are so creative and talented!

**Questions: Call or text Margie Bushaw (949) 233-3350
email: marbushaw@gmail.com**

Happy Quilting!
Margie Bushaw
Past President 2024-2025

Photos from January's Meeting



SCCQG News



January 13, 2025

Happy New Year Greetings from Helene Born, the BCQG representative for SCCQG.

I attended the meeting held via Zoom on January 11, 2025. It was informative and any member is welcome to attend these meetings although preregistration is required. The link for preregistration will be emailed to the members closer to the time. If you'd like the link please contact Helene Born hborn07@yahoo.com and I can forward the email when it is available.

Patrice Lambourne from the Camarillo Quilters Association discussed the collection of quilts for the victims of the Mountain Fire (Nov 2024). She explained that the people get to choose their quilt, so they need to be emotionally ready to go through this process so this will be a long-term distribution. They are also collecting quilts in a booth at Road to CA this month. If you'd like to sign up to man the booth, see the SCCQG website home page (The signup form is under "SCCQG Booth Staffing")

The counsel doesn't have a process in place for donations for the current fire victims. They need to have a process in place and form a team to handle this process before it can be implemented.

The various SCCQG officers provided updates and reports. The display exhibit for the Road to California will be hung in the atrium between the vendor halls. Please be sure to visit this area.

We were reminded to submit information about guild activities to post on the SCCQG calendar. (three months prior to the event) We also covered the need for 'additional insurance' for special events. This needs to be requested 60 days prior to the event.

Our topic for the January meeting was "Financial Documents." We reviewed some requirements for filing of taxes and a document with links to the government sites is posted in the meeting notes on the SCCQG website.

The next meeting will be held on April 5, 2025. This meeting is on zoom and will be the "Meet the Teachers" presentation. It was recommended to have multiple members attend this meeting so they can attend the breakout rooms with the teachers they might be interested in getting in the future.

If you'd like specific details the meeting notes will be posted on the SCCQG homepage. <https://www.sccqg.org/>

Thank you,
Helene Born
Hborn07@yahoo.com
714 504 2614

Bubbas Quilting & More

20% off Services for Guild Members

Longarm Quilting & Binding Services
Custom T-Shirt & Memory Quilts

Kathy - Cell 562.357.9677
bubbasquilting@gmail.com

We Donate a Quilting to Local Charity for Each Order
Guild Member - Quilters by the Sea - Long Beach, CA



Batik and tropical fabrics
Island-themed quilt patterns
Hawaiian-style quilts

New Store - Open 2023!

27001 La Paz Rd Ste 116
Mission Viejo, CA 92691

(949) 994-1199

www.quiltpassions.net

Monthly Mini



Congratulations to Terry Kuramoto, the winner of the January monthly mini. Stop by the monthly mini table during the February guild meeting for a chance to win a modern, 10" x 13" lined handbag donated by the ever so generous Karen Brewin.

Tickets are one for \$1, six tickets for \$5, or 13 tickets for \$10.



Hospitality News



VALENTINE'S DAY is the theme this month. I will have red dishes and plates and hoping you will fill them up with treats!

As always, THANK YOU FOR MAKING THE HOSPITALITY TABLE SO SPECIAL!



Friendship Circles

Are you curious about Friendship Circles, or do you need more information? Joining a Friendship Circle is an easy way to make new friends within BCQG and a great chance to learn new skills from others in a small group setting. Most circles meet at least once a month and work on group projects, learn new skills together, or just gather to enjoy each other's company.

For instance, the Needle Little Therapy Friendship Circle meets once a month for an afternoon of sewing and sharing. There are some very talented folks in this circle who do long arm quilting for Philanthropy, and other members donate some of their work to the Guild. It's all for a good cause, and a great way to work together.

If you are interested in belonging to a Friendship Circle, please stop by the Friendship Circles table at any Guild meeting for more information. Or contact Karen Bean at karen@beanscounters.com (714-504-5426) or Cathy Kelley at cmkelley51@gmail.com (949-468-6319).

Spring Tea and Tour

With a Little Kindness From My Friends
Saturday, March 15, 2025

The Spring Tea and Tour is just six weeks away we hope you are planning on joining us! It is always one of the Guild's most fun events. We will start by going on a sewing room home tour...four of our members are generously opening up their sewing rooms for us to tour. It's always so inspiring to see the spaces where we create! Then we will end up at the Murray Center for lunch, and to view the challenge items and raffle baskets. It's a day of friendship and quilty fun! See you there!
Martha Hurlburt, Chair

Ticket Sales

Jennifer Morgan and Marian Mapes still have tickets to sell. The last day to buy tickets is the February guild meeting. You can also contact Jennifer directly. The price is \$45 per ticket. The tickets are necessary to enter the homes on the tour as well as the luncheon at the Murray Center. Jennifer's contact information is in the directory.

Challenge Items



The challenge items are due no later than the February guild meeting. We can't wait to see what you make! Challenge rules and entry form are listed below. Kits are available as we still have a few left. And there's plenty of time to make something, we want to see whatever you make!
Wendy Price and Mary Arntz, Challenge Chairs

Sewing Room Tour:

We have 4 gracious ladies who have volunteered to open their sewing rooms and homes for us to visit and drool over. Those ladies are Karen Brewin (Coto de Caza), Barb Gauntner (Coto de Caza), Debi Martin (Lake Forest) and Becky McDaniel (Laguna Niguel).

Each one of these ladies has a sewing room unique to their wants and needs, plus one long arm. They all have fabulous stashes and are organized. You may feel you want to go home and reorganize!

Now is the time to take a look at the flyer in the envelope with your ticket to plan your driving course. You can go in any order, whatever works best for you. You want to maximize the time at each home. Also, start getting together with other quilters to plan your carpool. CARPOOLING IS NECESSARY. Parking is always a



Spring Tea and Tour

problem plus it is a lot more fun going with a group.

Julie Patterson, Tour chair

Raffle Baskets

Looking to gather any and all finished Raffle Baskets and donations!

Sue Ann Thaut is putting together some remarkable baskets and fun items for the Tea and Tour. We will happily take your finished basket donations! We are known for our fabulous baskets, and would love for all the friendship groups to put one together.

Sue Ann and her team will be offering pre-sale of raffle tickets at the February guild meeting, and with a \$40 or more purchase (75 tickets) will even print out your contact info so you don't have to write your name and phone number, what a deal!

With a Little Kindness From My Friends Tea Challenge

We are so excited to kick off our Tea Challenge "With a Little Kindness From My Friends". These wonderful wall hangings, garments and bags (and more!) will adorn the room during the tea luncheon. It's so fun to see how each member interprets the challenge theme and uses their fabric. The rules are simple:

- Members must buy a kit to participate.
- Entries can be wall-sized quilts, garments or decorative items.
- Perimeter of Quilt Entries must measure at least 48" but not greater than 160".
- All entries must include the charm.
- All entries must include a piece of the fuzzy thread.
- All entries must include a heart shape. The shape can be appliquéd, pieced, quilted, drawn, embroidered, etc.
- Original designs are not a requirement, patterns are welcome!
- All entries must have a label that includes the title of the entry and the maker's name.
- Sleeves are not required, quilts will be pinned for display.
- Submission of the challenge entry gives permission for the entry to be photographed and for the photograph to be included in the BCQG newsletter, website, social media and/or other medium.
- All entries will be judged prior to the Spring Tea for special awards. There will also be a viewers choice awarded at the event.
- All challenge entries are due February 13, 2025 at the BCQG general meeting No Exceptions!

Don't forget to attach the filled out entry form to your entry!

Questions? Please contact Wendy Price at wendy@pricepowell.com

Spring Tea and Tour

With a Little Kindness Entry Form

Member's Name _____ Phone Number _____

Name of Entry _____ Dimensions _____

Please Circle the following Categories that apply to your entry:

Machine Pieced Machine Appliqued Machine Quilted Original Design
Hand Pieced Hand Appliqued Hand Quilted Embroidered

Includes work from another person (Name) _____

Tell us something about your entry _____

**Turn in this completed form, pinned to your entry at the February 13, 2025
BCQG general meeting.**

Submission of the Challenge entry gives permission for the entry to be photographed and for the photograph to be included in the BCQG newsletter, website, social media and/or other medium.

Philanthropy News

Our January Sew Day was a huge success! We had a record number of members and guests attend - 45 - not all stayed for the day but how fabulous! Notice in this, we had guests, who are not members of the guild and we welcome you to bring a friend to any of our sew days!

This past month quilts were donated to: CHOC Mission Viejo and Orange, Priority Center, UCI Oncology Orange, Laguna Hills and Irvine, VA of Long Beach and Village of Hope. Pillowcases were donated to: CHOC Mission Viejo and Orange, My Own, A Case for Kids. Drawstring bags with pillowcases went to CHOC in Orange and fleece wraps went to CAST.

Thank you all for the baby quilts, they will be delivered this month along with 4 teddy bears. Quilts are delivered to Showers of Appreciation quarterly, so there's time to make and turn in quilts for the next delivery.

Rachel Maus was showcased at our sew day, showing us how she makes the "It Doesn't Matter" quilt. You can find the quilt pattern on our webpage, under Philanthropy. We hope to have more patterns coming up in the future. THANK YOU RACHEL, we so enjoyed your humor and the easy way to make a great quilt.



Next Sew Days:

Feb. 3 - features Debi Martin and the Zebra quilt pattern, with an easy put together method. Instructions for prep will be coming out to you.

Mar. 3 - Rachel Maus will be back with us to show us how to make an easy cotton rag quilt.

Apr. 7 - We will have Mary Kay Fitzpatrick demonstrating how to put piping on your binding.

We meet each month at:
Presbyterian Church Of The Master 26051 Marguerite Pkwy, Mission Viejo, CA 92692
Corner of Oso and Marguerite (park in the lot closest to Oso Parkway)

Set up starts at 9:00 am! The main meeting begins at 10:00 or anytime you get there. We usually start cleaning up around 2:30. Helpers are always appreciated at Sew Day especially with set up and take down.

Show and Tell starts at 11:00! Join in the fun!

We will have the usual things at sew day; irons, ironing board, cutting mats, etc. Not bringing your sewing machine, we will have projects you can work on, either cutting or hand sewing. There's always something to keep you busy.

In the past several years we have donated quilts and pillowcases to The Royal Family Camp for Kids. We have put away 20 quilts so far. Our aim is to donate 35 this year, while maintaining what we usually give to other charities. Kids quilts are for children 7 through 11, boys and girls. So lap size quilts would be wonderful. We donate these the end of May.

Keep an eye on our guilds website, where we will be publishing patterns used for Philanthropy.

Wishing you all a happy, healthy New Year.
Janice Trumbauer
Philanthropy Chair



Tami shared her first quilted donation



Notice the piping on Mary Kay's quilt

Things to Do

On Going—


October - March 16 —Blue Gold - The Art and Science of Indigo at the Mingei International Museum
1439 El Prado @ Balboa Park in San Diego. \$10-15
mingei.org

February

15-16 Garden Party Quilt Show— Torrance, CA southbayquiltersguild.org

March

1-2 Desert Views Sunset Hues Quilt Show - Hi Desert Quilt Guild—
<https://www.facebook.com/p/Hi-Desert-Quilt-Guild-100089294809920/>
Desert Empire Fairgrounds
520 East Richmond, Ridgecrest, California, 93555



**HATHAWAY
QUILTWORKS**

Computerized Longarm Quilting

- Precise edge-to-edge stitching by a Gammill Statler Longarm in a clean and professional quilting studio
- Countless E2E patterns available from our in-house catalog and vendor's website (save, review, share)
- Binding services by hand or machine; custom designed quilt labels
- Stitch Rewards and Friend Referral Bonus
- Share your quilting journey with us; beginners welcome

Laguna Hills Business Park
Near I-5 at Lake Forest & Moulton Parkway
hello@hathawayquiltworks.com

Call or Text Laurel 949-534-2934



SEWING PARTY

Contact : info@sewingparty.com
[instagram@sewingparty](https://www.instagram.com/sewingparty)
Shop : www.sewingparty.com

Workshops

BCQG Workshops are generally held on the Friday after our monthly Thursday Guild meeting at the Norman P Murray Community Center in Mission Viejo. Registration fee is \$35 for members; \$60 for non-members. (Annual BCQG membership is only \$40 and members sign up first.)

Friday, February 14, 2025 Workshop "Mandala Kaleidoscope" with Kyra Reps 10 am to 4 pm in the Juniper Room at the Norman Murray Center

Kyra will have us looking at using "Circles, triangles and shapes galore!". Here is your opportunity to explore a new process to create your unique and personal mandala.

Kyra received the "Grace Company Master Award" at the International Quilt Festival in Houston. She is very talented and sought-after teacher. So, don't miss this opportunity to get into her workshop here!

This class is product specific to the APLIQUICK tools and method where you will learn how to use the APLIQUICK Rods, and APLIQUICK one sided fusible shapes to create perfectly turned edge applique resulting in a beautiful kaleidoscope mandala as unique as you are!

This will be done on a 42" X 42" background fabric. Your kit (\$40) will include all your pre-cut APLIQUICK one sided fusible shapes and instructions.

Kyra will have the supplies available or you can order from her website online at www.quiltingtranquility.com.

Registration is open. Email Mary Kay Fitzpatrick or (click here) *to register online.

Workshop fee is \$35 for members. Non-members are welcome to register via email (mkfitz1066@cox.net) and the fee is \$60.

\$35 workshop fee

\$40 kit- that includes all appliquick one sided fusible pre-cut shapes and instructions

\$46 for necessary appliquick rods

\$16 for 12-inch quarter circle stencil



Friday, March 14, 2025 Workshop "Inspired by Architecture" with David Owen Hastings 10 am to 4 pm in the Juniper Room at the Norman Murray Center

David will guide you through a creative process for designing your own modern abstract quilt, taking inspiration from architectural photos to develop dynamic and unique designs. This workshop will offer quilt-as-you-go method by which you sew the top pieces, batting and backing

simultaneously. It is very satisfying to accomplish this task. David will further guide you with machine quilting using your walking foot. Learn to connect multiple quilted units using a gusset join technique, then add a simple face binding to finish.

For class, choose 1 to 2 photos of a favorite building. A complete supply list will be sent to you.

Registration is open. Email Mary Kay Fitzpatrick or (click here) *to register online.



Workshops

Workshop fee is \$35 for members. Non-members are welcome to register via email as of January 10 and the fee is \$60.

Workshop fee is \$35 for members. Non-members are welcome to register via email as of January 10 and the fee is \$60.

Friday, April 11, 2025 Workshop "" with Susan Nash
10 am to 4 pm in the Juniper Room at the Norman Murray Center

Susan Nash is certified to teach collage quilting in the style of Laura Heine. Choose from two patterns, "The Featherweight" or "The Pin Cushion". When you sign up and order your pattern, she will prepare a kit for you. All sign-ups must be made before March 20, 2025, to ensure a completed kit. Kits are \$50.

Registration is open. Email Mary Kay Fitzpatrick (mkfitz1066@cox.net) to register online. Workshop fee is \$35 for members. Non-members are welcome to register via email as of February 14 and the fee is \$60.

Upcoming Speakers - Beach Cities Quilters

March 2025	David Owen Hastings	davidowenhastings.com
April 2025	Susy Nash	crazyaboutcollage.com
May 2025	Gwen Weedon	sonshinequilting.com

<div data-bbox="115 1163 493 1268">  <p>PAL's Sewing & Vacuum Since 1967</p> </div> <div data-bbox="115 1268 493 1310"> <p>www.PalsSewVac.com</p> </div> <div data-bbox="134 1310 459 1367"> <p>(949)645-7257</p> </div> <div data-bbox="103 1373 628 1478"> <p>JANOME melco NECCHI elna</p> </div> <div data-bbox="115 1499 725 1583"> <p>FREE 5yr Protection/Service Plan with every new machine purchase</p> </div> <div data-bbox="185 1583 781 1673"> <p>FREE In-Home Installation & Set -Up with Every Longarm Purchase</p> </div> <div data-bbox="318 1684 781 1835"> <ul style="list-style-type: none"> * Lowest Price Guarantee * Free Service/Repair Estimates * Speedy Service Turnaround * Same Day Service Available </div> <div data-bbox="95 1850 786 1919"> <p>For the latest Specials & News  PalsSewVac  PalsSewVac</p> </div> <div data-bbox="142 1913 781 1992"> <p>15% Guild Discount on Thread and Notions 2299 Harbor Blvd, Costa Mesa, CA 92626</p> </div>	<div data-bbox="867 1199 1479 1457">  <p>Sewing Center OF ORANGE COUNTY Guaranteed best price on everything in the store!</p> </div> <div data-bbox="867 1472 1479 1535"> <p>www.SewingCenterOfOrangeCounty.com 1239 EAST IMPERIAL HWY. PLACENTIA, CA 92870 1-714-993-2SEW</p> </div> <div data-bbox="859 1619 1500 1766"> <p>baby lock JANOME elna JUKI SEWING CENTER OF OC Steve Shuman, Manager</p> </div> <div data-bbox="859 1776 1500 1971"> <p>1-714-993-2SEW (2739) info@sewingcenteroforangecounty.com 1239 East Imperial Highway, Placentia CA 92870 www.sewingcenteroforangecounty.com Facebook: https://www.facebook.com/sewingcenterofoc Twitter: sewingoc • Instagram: sewingcenteroc</p> </div>
---	--

Sunshine and Shadows



Sunshine

Margaret Gordon is proud to announce that her first grandson arrived in time for Christmas. Quinn Lewis Gordon -Palmer is just perfect!

If you have something you would like to be included in this column, please contact me. Please include your name and contact information, and if about someone else, their name and contact information for verification.

Thank you. [Barb Gautner](#) and [Catherine Huebscher](#)

Block Party 2024-25

Sharon Farley and her team have assembled a new block of the month for you....

[Instructions](#)

These block are available on the BCQG website on the Block Party or get there directly by Clicking here—

[BOM #1](#)

[BOM #2](#)

[BOM #3](#)

[BOM #4](#)

[BOM #5](#)

Featured Advertiser—Hathaway Quiltworks

BACKINGS FOR THE LONGARM by Laurel Hathaway

You've completed your quilt top and now it's time to get your backing ready for your longarmer. It is my pleasure to offer these suggestions for your quilt backings to ensure the best results for your finished quilt.

Size

Your longarm quilter will specify requirements for the size of your backing. The extra fabric enables the quilter to roll the backing onto the bars and place clamps on the sides. Although most ask for 8" wider and 8" longer than the top of your quilt, exceptions can be made to accommodate the amount of fabric you have on hand if it is not big enough. Every longarm quilter will have their own exceptions, so if you find yourself in a pickle, reach out to see if there is something that can be done.

Wide 108" backing is available and eliminates the need for piecing. It is best to purchase an 1/8- 1/4 yard extra to ensure that it can be squared up properly.

Seams

If you need to piece your backing, it is best to use 1/2" or larger seams and press to one side. (Quarter inch seams in backing tend to stand straight up once the backing is loaded on the longarm and could cause lumps in the quilt.) Be certain to remove the selvages in your seams. This helps the backing lay flatter on the longarm, and since selvages are woven tighter and will not shrink or wear much as the rest of the quilt, they may cause stiff areas in the quilt over time.

Pattern Matching

If the design on your backing fabric has a large focal print, plaid or stripes, you may want to consider pattern matching the seams for a perfect finish. This requires additional yardage and a bit of patience, and it is well worth the extra effort.

Square the Back

Keep in mind that your backing piece must be squared so that it can be loaded on the longarm correctly. Not everyone has a good working space to do this, so ask your longarmer for help if you need it.

Special Backs

Pieced blocks and multi-seamed backings are beautiful although sometimes difficult to center on a longarm. For best results, design backs that do not have an exact center or borders. It is best to have offset seams either vertically or horizontally. When in doubt, ask your longarmer for their input before piecing your backing.

Special Fabrics

Minky and Cuddle fabrics make cozy backings, and it is best to purchase your yardage so that the selvages run down the sides of the quilt. This helps the fabric from stretching too much when loaded on the longarm and ensures that the nap is running along the length of the quilt for a beautiful, smooth finish. Hathaway Quiltworks offers Quilter's Dream Poly Request batting for use with Minky and Cuddle fabrics. It is lightweight and pairs well with those polyester backings.

Thread Color

When planning your backing always consider the thread color you might choose for the front of your quilt and how it will look on the backing. A solid backing can really show off the quilting with the right thread choice.

Continued on next page

Featured Advertiser Continued



Examples of backings that make the quilting shine!

Hathaway Quiltworks offers edge-to-edge computerized longarm quilting in Laguna Hills. Other services include back seaming, pattern matching, basting, binding and batting.

For more information contact Laurel at hello@hathawayquiltworks.com

Show and Tell


Tami and Christi have really enjoyed meeting many of you as you share your wonderful quilts. For our February meeting, bring your favorite (just one please) Valentines or spring quilt.

We appreciate you printing clearly so we can easily read all the information about your quilt.

See you all soon.

Christi and Tami

January Show and Tell



Christi Valley—Moda Block 5



Tami Quan—Leaf Press by Robin Pickens




Anne Hicks—Live Boldly



Laura Chambers—Improv



Haley Nagel—Motion of the Ocean Skirt



Catherine Huebscher—UFO 2000's

January Show and Tell Continued



Judy Dimmick—Grandmother's Fan



Holly Batterman—Bejeweled Peacock



Val Hutchins—Microscopic



Birdhouse Block Party—Andrea Lawson, Mary Kay Fitzpatrick, Pat Ballard, Jan Hirth, Karen Bean, Carol Gobrogge, Linda Call

Moore's

*Sewing Machines · Ceiling Fans · Vacuums
Specialists in Sales & Service
A Fourth Generation Family Business*

MISSION VIEJO · 25390 Marguerite Pkwy · (949) 580-2520
HUNTINGTON BEACH · 15041 Goldenwest St. · (714) 899-3222
CORONA · 591 N. McKinley St. #106 · (951) 736-5457
VICTORVILLE · 16210 Bear Valley Road · (760) 240-4477
TEMECULA · 26490 Ynez Road, Ste. F & G · (951) 297-3796
OUTLET CENTER · 22532 Avenida Empresa, RSM · (949) 829-9459

www.moores-sew.com

Diana's Stitchery

*Longarm Quilting & Fiber Arts
Creative Designs in Fabric*

Diana O'Connor
cell 978-239-7830

23361 Cobblefield Mission Viejo, CA
www.dianasstitchery.com



Time to Renew

We are in our new membership year. Please plan to pay for membership renewal at the November meeting or pay a guest fee at the Welcome Table. Thank you to everyone who has taken the time to renew! Please print, complete and bring the form to the October meeting or join online: <https://www.beachcitiesquilters.org/join-us.htm>.



BEACH CITIES QUILTERS GUILD MEMBERSHIP APPLICATION / RENEWAL FORM

The information you provide will be used in the Beach Cities Guild directory. A completed membership application must be submitted no later than the December general meeting to be included in the directory for the current membership year. The directory is distributed to guild members and is not made available to other sources.

Name <input type="text"/>			<input type="checkbox"/> \$40 New Member <input type="checkbox"/> \$40 Renewal Membership # <input type="text"/> <input type="checkbox"/> Check # <input type="text"/> <input type="checkbox"/> Cash Date <input type="text"/>
<input type="checkbox"/> <i>If you are renewing your membership, please review your information in the last directory. Include any needed changes below or check the box to indicate that your information is current.</i>			
Address <input type="text"/>			
City <input type="text"/>	State <input type="text"/>	Zip <input type="text"/>	
E-Mail Address <input type="text"/>			
Home Phone# <input type="text"/>		Work Phone# <input type="text"/>	
Cell Phone# <input type="text"/>		Birthday <input type="text"/> Month <input type="text"/> Day <input type="text"/>	
Emergency Contact (if desired) <input type="text"/>		Emergency Contact Phone Number <input type="text"/>	

☐ Check Box to indicate that Beach Cities Quilters' Guild has permission to use your photo in hard copy and on-line publications. (for Example use of Show & Tell picture in the newsletter)

- BCQG is a nonprofit organization whose purpose is to provide a creative atmosphere, to share knowledge of methods and techniques, and to encourage each member's growth and talent in the field of quilt making and related subjects.
- Meetings are held the 2nd Thursday of each month at the Norman P. Murray Center, 24932 Veteran's Way, Mission Viejo.
- Social time begins at 6:30 pm with the General Meeting & Program from 7:00 pm to approximately 9:00 pm.
- Dues are payable prior to the start of each membership year, annually from October 1 through September 30.
- Please bring this completed form and your dues (check payable to BCQG) to the Membership Table at the General meeting or mail it to:

Beach Cities Quilters Guild - Membership
P.O. Box 2328
Mission Viejo, CA 92690-2328

☐ Check Box to indicate that you have questions and/or would like to be put in contact with other guild members.