



# Stitches in the Sand

February 2023

**MEETING DATE: February 9th at the Norman P. Murray Center and Zoom.**

## Programs

This month's speaker is Dawn Heese.

In February we welcome Dawn Heese, Quiltmania /Martingale author, Marcus fabric designer and wool dyer!

Dawn is a third-generation quilter and stitcher whose love for quilts began when she was a child. Not having known her great grandmother, she learned all about her through the quilt tops she left behind. Her grandmother would bring to life the daily happenings of their lives and how each scrap of precious feed sack was kept for a future quilt.



Dawn designs quilts and punch needle patterns which have a vintage folk art appeal under the name "Linen Closet Designs." Her work can be seen in international and national magazines, such as Quiltmania, Simply Vintage, Quilt Country, and Primitive Quilts and Projects. She teaches in France and all over the US, sharing her love of appliqué and quilting.

Visit Dawn's website for more info: [www.linenclosetdesigns.com](http://www.linenclosetdesigns.com)

Join us at 4:30 pm for "Dinner with the Speaker" at Wood Ranch BBQ & Grill located at 28016 Greenfield Drive, Laguna Niguel, CA. Please text your RSVP to Margie (949) 233-3350 by Wednesday, February 8.

Happy Quilting  
Margie Bushaw  
1st VP/Programs

### Upcoming Speakers:

March: Sherri McConnell

April: Robin Pickens

May: Dory Cary

### Inside this issue:

President's Message	2
From the Past President	3
Sunshine & Shadows	5
Hospitality	5
Upcoming Speakers	5
Pictures from January	6
Note from the Treasurer	8
Workshops	9
Philanthropy News	11
Show and Tell	12
Monthly Mini	12
January Show and Tell	13
Friendship Circles	15
Block Party—Hearts	16
Membership Form	19
Advertisers	20
Classified Ads	22



Need to speak to a board member—Email [beachcitiesqg@gmail.com](mailto:beachcitiesqg@gmail.com)

Connect with us on social media to join in the fun :

<https://www.facebook.com/Beach-Cities-Quilters-Guild-105189137693733>

Or Members Only Group <https://www.facebook.com/>

BCQG's Board Meeting is held the Third Thursday of the Month via Zoom.

## From the President

I picked up quilting in the late 90s when I wanted to make a modern crib quilt for our baby on-the-way, Kaitlyn. Blogs were just developing and I tripped over Valori Wells' blog with her jaw-dropping photos. Her fabric had these giant, vibrant poppies on them and I had no idea that quilts could look like hers. It inspired me to learn more and I jumped into the deep end fast. Buying and cutting up fabric makes me so happy! I'm really glad that I now have such great quilting friends in the Guild, including you. Our membership is a mixture of ages, ethnicities, geographical roots and inspirations. We really do learn from each other.

This month, I made new quilting friends at Guild, in my neighborhood and at Road2CA, which I love! You see, I went for years (and I mean years ...) without knowing any women or men who sewed. So it is really cool to have such a great big fun group of peeps to hang out with. A non-quilting friend asked me what Road2CA was and I replied "it's like a ComicCon for quilters" and she just giggled.

If you are a new member, we have some really outstanding events coming up that you will enjoy attending and hopefully getting involved in. Our **Quilt Show** is our main fundraiser, held every-other-year, and it provides funds for two years of our operating costs. In the opposite year, we host the **Sewing Room Tea and Tour**, which is for members and sometimes guests can join us if tickets are available.

Our **Sewing Room Tea and Tour will be on Saturday, Sept. 30th 2023**. We are looking for a Chair and Committee Members to help bring this fall-themed event to life. It is one of my favorites! In addition, quilters ... start your engines, because the **BCQG Quilt Show 2024** is launching and we are looking for a Chair or two Co-Chairs for this fantastic event. The Quilt Show will be here at the Murray Center, offering a lovely indoor-outdoor venue. I hope that you will get involved, as there will be lots of ways to do so.

If you are a new member, please find me at the general meeting near the front of the room and say "hi Keri, I'm new!" so I can welcome you personally if I don't see you first. I certainly try to do this, but sometimes the chance escapes my timing. This is sincerely from the heart.

Thank you for being a member, the most important part of our Guild. Save those Fridays each month after our General Meeting for our amazing Speaker Workshops. I am still pinching myself over the guests that are coming!

Happy Stitching,  
Keri Follmer  
2022-23 BCQG President



# From the Past President

## Keri' President's Quilt: Gardening, Flowers and Wine

Every year Beach Cities makes a quilt for the outgoing president as a thank you for all her hard work. Each member is asked to make one 5" finished block and return it by the May meeting. Keri has chosen a cute wine and garden theme, with a selection of light blue background fabrics. I will be at the February meeting with 7" squares to hand out, please stop by and pick one up! Keri would love to have everyone participate as a remembrance of her year.

Here are the rules:

1. Your design must fit within the middle of a 5" square. The committee will square up the blocks after they are turned in so please do NOT trim your block down.
2. All methods of appliqué, piecing, paper piecing, embroidery, etc. are welcome. If you do raw edge appliqué, please zigzag the edges.
3. Embellishments are fine, just do not attach them to the block. Put them into a small baggie with your name on it and staple to the edge of your block. The Committee will attach after quilting.
4. **Your name is important.** Please write your name close to the edge of your design so it doesn't get cut off when the blocks are squared up. I will have some pens available for you to use if you forget to sign your name.

Thank you! Contact me if you have any questions! Jennifer Morgan

### **Keri's Wish List/Ideas for your block:**

Colors: Any colors/shades that you would find in flowers and plants:

Pinks, Greens, Purples, Yellow, Oranges, Blues and Blacks. Keri loves softer fabrics, shabby chic, and designers like Kath Kidson, Fig Tree, Brenda Riddle, Minnick & Simpson, and modern designers like Heather Bailey, Anna Griffin, Anna Maria Horner and Jennifer Paganelli.

Fun, Favorite Things: Mixed bouquets of flowers, wildflowers, blooms in teacups, bikes with flowers, garden signs, pennants, seashells, Adirondack chairs, cabbage roses, climbing roses, geraniums in containers, fluffy pillows, straw hats, garden tools, bird houses, lanterns, lemons, peaches, strawberries, herbs, mirrors on garden walls, garden rain boots, rabbits, picnic baskets, garden fairies, moss, hummingbirds and more!

See her Pinterest board: "President's Quilt". Account Name: Keri On The Porch

Welcome Critters: Butterflies, bees, ladybugs and bunnies – ONLY please.

Wine Fun: Colored wine glasses with flowers, vines, grape leaves, grapes, sunflowers, wine barrels, picnic baskets

Limited Colors & Ideas: Reds and vegetables (more flowers & fruits please)

#### • Things That You Might Not Know About Keri:

- Learned how to make beautiful things on a dime budget (sew, cook and garden) from her Grandmothers
- Loves adding re-purposed objects to her garden, like old birdcages and lanterns with plants in them
- Keri enjoys making Lemoncello liqueur from lemons off her Meyer lemon tree
- She has giant calla lilies growing in her yard that are from her Great-Grandma Mable's yard (who was a quilter!)
- Has a front yard that is a registered Pollinator Garden for bees, monarchs
- Has grown oranges, peaches, pumpkins, strawberries, lemons, and herbs over the years, sharing with her friends
- Grows clover and mint just for the wild neighborhood bunnies to stop by and munch
- Spent lots of her childhood in Avalon, Catalina, with her Grandmother, diving for seashells, visiting people's gardens and baking a lot

## From the Past President Continued

- Worked for Williams Sonoma stores in her early career, selling and giving cooking demos with local chefs
- Visits California wineries throughout the year with her husband Russ, and loves to sneak in the kitchen to see what the winery chef is making
- Has won blue ribbons at the county fair for her Chocolate Chip Snickerdoodles (her recipe) and her Grandmother Helen's Cheesecake (she will share the recipes)
- Was a very successful PR publicist for 25+ years, working with chefs, restaurants, and managing red carpet publicity, where she met celebrities. She found the Guild and quit to be a cookie-bakin' mom, focus on her family and work from home



## Sunshine & Shadows



### Sunshine and Shadows

One of our members, Linda Mosley, fell several weeks ago and is in rehab and will be for several more weeks. She fell at home, broke her left collar bone, left arm and left hip in two places. The facility she is in has had a Covid breakout, which she also got and then had a flu breakout a that she also had! As Linda continues to recover, it would be wonderful if people would send her a get-well card or note. Someone does pick up her mail and will bring it to her. Her address is in the roster.

Exciting news!!! Laura Chambers is a very proud first time Grandma to baby boy Bennett. Congratulations Laura!!!

Our Past President, Elaine Pappas Puckett was playing soccer with her 3-year-old granddaughter, slipped, fell and ended up having a compressed lumbar fracture. She's at home recovering. We wish her a very speedy recovery!!!

You can contact Debra Halverstadt for questions or to report other guild Sunshine and Shadows.

The only source for gathering information is through you. Please do not hesitate to let me know. Don't think that someone else will do it. It is better to get 20 messages than not hear at all. If you have something you would like to be included in this column, please contact me. Please include your name and contact information, and if about someone else, their name and contact information for verification.

Thank you, Debra Halverstadt

## Hospitality



If it is your birthday Month please bring a snack to share!


## Upcoming Speakers - Beach Cities Quilters

March 2023	Sherri McConnell	<a href="http://www.aquiltinglife.com">www.aquiltinglife.com</a>
April 2023	Robin Pickens	<a href="http://www.robinpickens.com">www.robinpickens.com</a>
May 2023	Dory Cary	<a href="http://www.orangedotquilts.com">www.orangedotquilts.com</a>
June 2023		
July 2023		

# Photos from January Meeting



## Photos from January Meeting



## From the Workshops



# From the Treasurer

Liz Pickering, Treasurer

December P&L updated 1/8/23						
Income	October	November	December	YTD Total	Budget	Variance
Advertising	\$0.00	\$100.00	\$700.00	\$800.00	\$600.00	\$200.00
Amazon	\$0.00	\$29.37		\$29.37	\$100.00	-\$70.63
Block Party	\$0.00			\$0.00	\$0.00	\$0.00
Circe	\$0.00	\$43.00		\$43.00	\$100.00	-\$57.00
Membership	\$4,120.00	\$2,160.00	\$1,160.00	\$7,440.00	\$8,000.00	-\$560.00
Membership - 2023-2024	\$0.00			\$0.00	\$0.00	\$0.00
Miscellaneous Income	\$0.00			\$0.00	\$0.00	\$0.00
Monthly Mini	\$201.00	\$122.00		\$323.00	\$1,100.00	-\$777.00
Philanthropy	\$0.00	\$5.00	\$1,015.00	\$1,020.00	\$1,500.00	-\$480.00
Sales Tax collected to be paid to State	\$0.00			\$0.00		\$0.00
Tea & Tour 2023	\$0.00			\$0.00	\$4,000.00	-\$4,000.00
Ways & Means (Rummage)	\$738.50	\$426.00		\$1,164.50	\$3,000.00	-\$1,835.50
Welcoming (Guest Fees)	\$0.00			\$0.00	\$100.00	-\$100.00
Workshops	\$600.00	\$600.00	\$600.00	\$1,800.00	\$4,050.00	-\$2,250.00
<b>Total Income</b>	<b>\$5,659.50</b>	<b>\$3,485.37</b>	<b>\$3,475.00</b>	<b>\$12,619.87</b>	<b>\$22,550.00</b>	<b>-\$9,930.13</b>
<b>Expenses</b>						
Advertising	\$0.00			\$0.00	\$10.00	\$10.00
Block Party	\$0.00			\$0.00	\$200.00	\$200.00
Donations	\$0.00			\$0.00	\$500.00	\$500.00
Door Prizes	\$0.00			\$0.00	\$50.00	\$50.00
Facilities	\$2,155.68	\$1,016.85	\$552.00	\$3,724.53	\$13,500.00	\$9,775.47
Friendship Groups	\$0.00			\$0.00	\$50.00	\$50.00
Hospitality	\$0.00		\$136.50	\$136.50	\$400.00	\$263.50
Website/internet	\$297.00	\$112.00		\$409.00	\$2,000.00	\$1,591.00
Membership	\$0.00	\$0.00		\$0.00	\$700.00	\$700.00
Monthly Mini	\$0.00			\$0.00	\$25.00	\$25.00
Operations	\$1,108.00		\$940.00	\$2,048.00	\$2,450.00	\$402.00
Payment Processing fees	\$69.64	\$28.29	\$41.44	\$139.37		-\$139.37
Parliamentarian	\$0.00			\$0.00	\$25.00	\$25.00
Philanthropy	\$1,141.14	\$2,770.39	\$81.19	\$3,992.72	\$10,000.00	\$6,007.28
President's Quilt	\$0.00			\$0.00	\$400.00	\$400.00
President	\$0.00			\$0.00	\$300.00	\$300.00
Programs	\$0.00	\$636.44	\$180.70	\$817.14	\$13,000.00	\$12,182.86
Sales Tax Paid to State	\$0.00			\$0.00	\$0.00	\$0.00
SCCQG	\$0.00			\$0.00	\$200.00	\$200.00
Secretary	\$0.00			\$0.00	\$25.00	\$25.00
Show & Tell	\$0.00			\$0.00	\$25.00	\$25.00
Special Event Tea & Tour	\$0.00			\$0.00	\$0.00	\$0.00
Treasurer	\$0.00		\$99.71	\$99.71	\$100.00	\$0.29
Ways & Means (Rummage)	\$0.00		\$144.59	\$144.59	\$300.00	\$155.41
Welcoming (New Member Tea)	\$0.00			\$0.00	\$250.00	\$250.00
Workshops	\$0.00	\$700.00	\$2,554.00	\$3,254.00	\$10,500.00	\$7,246.00
<b>Total Expenses</b>	<b>\$4,771.46</b>	<b>\$5,263.97</b>	<b>\$4,730.13</b>	<b>\$14,765.56</b>	<b>\$55,010.00</b>	<b>\$40,244.44</b>
<b>Net Income/Expenses Gen'l Acct</b>	<b>\$888.04</b>	<b>-\$1,778.60</b>	<b>-\$1,255.13</b>	<b>-\$2,145.69</b>	<b>-\$32,460.00</b>	<b>\$30,314.31</b>
<b>Bank Accounts</b>						
BCQG General Business Fund 6214	\$37,579.61	\$35,801.01	\$34,545.88			
BCQG All CD Accounts	\$10,056.81	\$10,057.22	\$10,057.65			
BCQG Bus. Advantage Select Savings 0142	\$30,943.74	\$30,944.50	\$30,945.29			
Special Events Funds - acct 6219	\$5,000.00	\$5,000.00	\$5,000.00			
<b>Total Bank Accounts</b>	<b>\$83,580.16</b>	<b>\$81,802.73</b>	<b>\$80,548.82</b>	<b>\$0.00</b>	<b>\$0.00</b>	<b>\$0.00</b>

BCQG budget 2022-2023



# Workshops

## Friday February 10, 2023: Dawn Hess Workshop Love Notes Applique

The workshop is full. Contact [Margaret Gordon](#) if you would like to be on the waitlist.

Dawn Hess from Linen Closet Designs is teaching an applique needle turn techniques class using the tulip block from the Love Notes quilt in the "From the Linen Closet" book. (Dawn is providing the block to participants.) Sign up for the class on the website. Block measures 12" by 24", making it a great learning sample which can be finished as a pillow or wall hanging or inspire you to make the whole quilt. If you are new to applique Dawn loves working with beginners. Great class for those who want to improve the skills they already have.



## Friday March 10, 2023: Sherri McConnell Workshop Home Sweet Home Row Quilt

Sherri McConnell is teaching a brand-new pattern "Home Sweet Home" Row Quilt. The class will give you a chance to work on a block from each row. You can finish at home and have a 44.5" by 62" adorable quilt. The pattern is available on Etsy. We will forward a discount code for the pattern to class participants as soon as it's available. Fabric requirements are available under the description for the PDF pattern on Sherri's Etsy site i [Home Sweet Home](#). It's easy to picture this quilt in sweet fabric or Kaffe or maybe even in darker colors inspired by "Wednesday" on Netflix

## Friday April 14, 2023 Robin Pickens Workshop to Perfect Curves and Play with Color

The workshop is full. Contact [Margaret Gordon](#) if you would like to be on the waitlist.

Robin Pickens is giving participants a choice of patterns, either Mod Flower Box or the Beanstalk pattern. Either pattern will give us the opportunity to have perfect curves and fun with color. The Mod Flower Box wall quilt is Charm Pack or Fat Eighth friendly. [Mod Flower Box quilt pattern from Robin Pickens - Robin Pickens](#) The Beanstalk pattern gives you the opportunity to play with your greens (fabric, that is). [Beanstalk Quilt Pattern by Robin Pickens with Painted Meadow - Robin Pickens](#) With either pattern you can create the circle template or use the Creative Grids Circle Savvy Ruler. Participants need to have a pattern for class.



## Friday May 12, 2023 Dora Cary of Orange Dot Quilters

**Workshop sign ups will open for BCQG members on the day newsletter is distributed. Non-members can sign up starting March 1<sup>st</sup>.**

Dora will help us make the "H" bag- an easy to make bag, perfect for shopping, or the farmer's market or holding unfinished projects. You will learn how easy it is to create a flat bottom bag. The "H" bag comes in two sizes and the leftover fabric can be turned into a small zippered pouch. Perfect time to use your machine's zipper foot and see how easy it is to install a zipper. The mini H bag is another option. It does require

interfacing to give it more oomph. If making the Mini H bag you might need spare fabric to make the zippered pouch.

Dora Cary will have dowels, patterns... available for purchase at the general meeting PDF patterns are available in Orange dot Quilts Etsy shop. Address below

[Orange dot Quilts H Pattern](#)

# Workshops

[Orange dot Quilts Mini H Pattern](#)

## Workshop General Information/Locations

NEW:

The 2022-23 workshops are proving to be very popular. Beginning with the Dora Cary of Orange Dot Quilters workshop registration, only BCQG members can sign up during the first month that registration is available. Snippets, the newsletter and the website will state that only members can sign up during that definitively stated time period. The Guild aims to open registrations three months in advance. Ideally, Dora Cary's workshop registrations will start in February and Anna Marie Horner in March. Actual dates will be published in snippets, newsletter and on the website.

Please note that the online registration system is turned off on the guild meeting days so that we can accurately accept in-person registrations. The system is turned back on once we have reconciled all the in person and online registrations

Workshops run from 10:00 AM -4:00PM ***Please arrive 15- 30 minutes early to set up your workspace.*** After the workshop chair helps the speaker and sets up the classroom, she will be happy to help you if you need assistance. Remember to bring your lunch/drink/snack for the LIMITED lunch break time.

Workshop Fees are usually \$30 per day. Workshop description in the newsletter includes additional material/supply fees due to speaker.

Workshops are held at the Norman P Murray Community Center Juniper room, 24932 Veterans Way, Mission Viejo, CA 92692

You may cancel and receive a refund if you let the workshop chair (Margaret Gordon) know by email at least 45 days before the workshop. After that time, you will only be refunded if there is a person to fill your spot from the waiting list. We will issue a refund check after payment is received from the replacement for your spot.

# Philanthropy News

Whoa! Big month of giving!

126 quilts, 208 pillowcases, NICU blankets, bonding squares, fleece throws and even 10 frog bean bags!

Did you see the kind note of appreciation on our BCQG Facebook page? The mother of one of the Sailors on the USS California who received a quilt, found us and wrote this:

**“Hello, my son is a Sailor on the USS California. He was on duty on Christmas Day and received a gorgeous quilt from a group in California. He looked so touched and joyful as he cuddled the quilt. Being a young man, I didn't expect him to really notice details. However, he explained for about 5 minutes on the quilting pattern, the overall pattern and that the artist had put her first name and last initial on the quilt. It touched my heart to know that there are such thoughtful people who went out of their way to brighten the day of a Sailor. Thank you all!”**

It was such a joy to participate in this project!

The mission to Ghana to bring necessities, comfort and love to women living in camps was a huge success! 57 quilts delivered from BCQG!

2023 gives us the opportunity to continue our ongoing monthly donations and to add a sweet **summer camp for foster kids** ages 5-10. Each child will receive a pillowcase and child size throw to brighten their camp cot and take home with them! We will need 40 in all and especially are in need of boys quilts.

## Want to help Philanthropy?

- **If you take a kit, PLEASE piece the backing and binding included in that kit.** We all like to make tops but finishing the complete kit helps us get them ready for longarm and domestic quilting.
- **Join the NICU blanket “club”!** Commit to and pick up one (or more) NICU kits, make and return the following month. They only take 15 minutes and these little blankets provide shelter from the bright lights and they go home with the baby.
- **Pillowcase kits are available.** Why not take a dozen to your next friendship group meeting?!
- **Quilts ready for quilting** are always at the general and Sew Day meeting. Domestic or longarm quilting, doesn't have to be fancy!

## Our next SEW DAY

Monday, February 6  
10 AM - 4PM  
Glenwood Recreation Center  
25422 Cedarbrook  
Aliso Viejo

We have quilt, pillowcase and NICU kits, batting and a FREE bin full of fabric and surprises. Show and Tell starts at 11 and is so inspiring!

“Everybody needs someone to love, something to do, and something to hope for.”  
~ Immanuel Kant

Julie Greenspan  
[Greenspanfamily@aol.com](mailto:Greenspanfamily@aol.com)

***Ps.. need a quilt for a friend or acquaintance in need? Philanthropy is here to help. Please reach out to any member of the philanthropy team with your request. We'd love to help!***



## Show and Tell

Show and Tell! We are ready for the new year and excited to see all the beautiful quilts that you have made and want to show at our Guild. February is especially fun as it is LOVE through out the whole month! It really does not get much better.

Do you have a red and white quilt, do you have a quilt with hearts on it, do you have any other quilt that you want to show? Bring them to our February meeting. We want to see them!

We would love for all the participants of the January workshop to bring your quilt that you made. Oh, you have not finished, no problem. Bring it anyway! Bring one block or the finished quilt or anything in between! You know the drill!!

The Show and Tell table have forms for you to complete so we make it very easy to show your quilts. Bring Them!!!

Your Show and Tell Committee,  
Eileen, Anne and Marsha



## Monthly Mini

Thanks to Sherri Peltier for her beautiful Kaffe appliqued pillow. And congratulations to Liz Pickering the winner of the pillow!


Here's a peak at our February Monthly Mini from Deb Komatsu.

Janice Trumbauer  
Monthly Mini



# January Show and Tell

Susan Probst & Debi Brown  
Christmas Gnomes



Kathy Stohlhand  
Mocha Morsels



Mary Kay Fitzpatrick  
Red-Hat Ladies



Anna Ahmed  
Log Cabin



Jeanneene  
Morphis  
Snow Globe  
Christmas



Camille Teeple—Stepping Stones



Jeannene Morphis  
Grazing Days



Jeannene Morphis  
Teddy



# January Show and Tell



Sandy Corbin  
Curtain



Karen  
Bean  
Mountain  
Lions



Janet Cowart  
Items for Julius  
Caesar



Liz Pickering  
Baby Quilt



Kathy Stolhand  
Christmas Tree Skirt

# Friendship Circles

## You Meet the Nicest People

Quilty Pleasures friendship circle has an amazing array of people in it. Each one of them is a joy to know, but I would like to showcase one member this month. She is beyond just friendly. She is one of those people that brings everyone into her circle. I think, like Will Rogers, she never met a person she didn't like.



You have probably seen Judi Nagel at the guild meetings wearing her amazing jeans jacket that she embellished herself. Judi is one of those people that is always doing something interesting, and inviting others to join her. Last summer, she opened her home to the Quilty Pleasures group and showed us how to hand dye silk scarves. She even supplied all the paints.

Judi thought it would be fun to have the group join her on a two-hour boat ride on Lake Mission Viejo. It took her several months of trying to find a day that everyone was going to be available. Finally, on October 29<sup>th</sup>, we set sail with only one Quilty Pleasures member unable to attend. The boat ride was so nice. We had a beautiful, sunny day and, since it was on October 29<sup>th</sup>, Judi went one step further and declared a Halloween theme. Everyone wore something to celebrate the holiday, a few wore costumes, a few wore Halloween shirts and vests. Syntheia, Judi's daughter and fellow member, was decked out in an amazingly decorated top hat, and was our skipper. Judi even made Halloween themed snacks.

Judi brought her sewing machine to the December meeting to show everyone who wasn't sure how to make a pillowcase how easy it was so everyone would be ready for the BCQG Christmas meeting. She was also the BCQG member that cut the pieces for several hundred pillow cases ahead of time so we would all be ready to sew at the meeting

If you see Judi at the meeting be sure to say 'Hi'.

Karen Bean

BCQG Friendship Circles


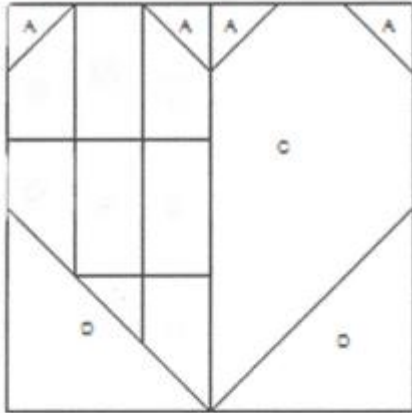
If you would like to have your friendship circle showcased, please contact me

714 504-5426 or [karen@beanscounters.com](mailto:karen@beanscounters.com)



# Block Party—Hearts (Revised)

## Hearts – February



### Cutting Instructions:

<u>Fabric</u>	<u>Size</u>
Background Fabric A	Cut 4 - 2.5" squares
Background Fabric D	Cut 2 - 6.5" squares
Heart Fabric Dark (Heart – Left side)	Cut 5 - 2.5" x 4.5" rectangles
Heart Fabric Light (Heart – Left side)	Cut 4 - 2.5" x 4.5" rectangles
Heart Fabric C (Heart – Right side)	Cut 1 - 12.5" x 6.5" rectangle

### Left Side of Heart:




### Right Side of Heart:






## Block Party—Hearts (Revised)

1. Sew three 2.5" x 4.5" rectangles together using  $\frac{1}{4}$ " seam as shown below. Unit should measure 4.5" x 6.5".



2. Sew three 2.5" x 4.5" rectangles together using  $\frac{1}{4}$ " seam as shown below. Unit should measure 4.5" x 6.5".



3. Sew three 2.5" x 4.5" rectangles together using  $\frac{1}{4}$ " seam as shown below. Unit should measure 4.5" x 6.5". (This should match the unit created in Step 1.)



## Block Party—Hearts (Revised)

4. Sew these three units together using a  $\frac{1}{4}$ " seam. This will be used for the left side of the heart.



5. Draw a diagonal line on the wrong side of Background Fabric A from corner to corner. With right sides facing place Background Fabric A on the both top sides of the Left side of the heart (step 4) and the right side of the heart (Fabric C – 12.5" x 6.5" rectangle). Sew on the lines. Trim the corners leaving  $\frac{1}{4}$ ", and press the seams open.

6. Draw a diagonal line on the wrong side of Background Fabric D from corner to corner. With right sides facing place Fabric D on the opposite sides for heart units. Sew on the lines. Trim the corners leaving  $\frac{1}{4}$ ", and press the seams open.



7. Sew the two halves of the heart block right sides together. Press seam open.



# Time to Renew

It is membership renewal time! Please print, complete and bring this to the September meeting!



## BEACH CITIES QUILTERS GUILD MEMBERSHIP APPLICATION / RENEWAL FORM

The information you provide will be used in the Beach Cities Guild directory. A completed membership application must be submitted no later than the December general meeting to be included in the directory for the current membership year. The directory is distributed to guild members and is not made available to other sources.

Name			<input type="checkbox"/> \$40 New Member <input type="checkbox"/> \$40 Renewal Membership # _____ <input type="checkbox"/> Check # _____ <input type="checkbox"/> Cash Date _____
<input type="checkbox"/> <i>If you are renewing your membership, please review your information in the last directory. Include any needed changes below or check the box to indicate that your information is current.</i>			
Address			
City	State	Zip	
E-Mail Address			
Home Phone#		Work Phone#	
Cell Phone#		Birthday Month _____ Day _____	
Emergency Contact (if desired)		Emergency Contact Phone Number	

Check Box to indicate that Beach Cities Quilters' Guild has permission to use your photo in hard copy and on-line publications. (for Example use of Show & Tell picture in the newsletter)

- BCQG is a nonprofit organization whose purpose is to provide a creative atmosphere, to share knowledge of methods and techniques, and to encourage each member's growth and talent in the field of quilt making and related subjects.
- Meetings are held the 2<sup>nd</sup> Thursday of each month at the Norman P. Murray Center, 24932 Veteran's Way, Mission Viejo.
- Social time begins at 6:30 pm with the General Meeting & Program from 7:00 pm to approximately 9:00 pm.
- Dues are payable prior to the start of each membership year, annually from October 1 through September 30.
- Please bring this completed form and your dues (check payable to BCQG) to the Membership Table at the General meeting or mail it to:

**Beach Cities Quilters Guild - Membership**  
**P.O. Box 2328**  
**Mission Viejo, CA 92690-2328**

Check Box to indicate that you have questions and/or would like to be put in contact with other guild members.

## About our Advertisers!

Moore's has been serving the quilting community for over 70 years.

Whether you're new to quilting or a professional, we can help you determine which machine(s) and equipment are best for you based on your interests and goals. We're here to support your passion with the best products and service for your quilting needs! Our array of machine offerings ranges from the most basic to those featuring state of the art technology to enhance your quilting ease and success.

We continue to service and repair all machine brands and are an authorized dealer for Baby Lock, Brother, Pfaff, Janome, Juki, and Handi Quilter products.

When you visit one of our locations in Mission Viejo, Huntington Beach, Brea, Corona, or Temecula you won't just find salespeople – you'll find new friends who share your devotion to the art of quilting.

We look forward to making your quilting experience the best it can be!

Visit us in store, online at [www.moores-sew.com](http://www.moores-sew.com), or give us a call at 800-865-9664. We look forward to Moore's becoming (or continue to being!) a partner in your quilting adventures!



**Moore's** Beach Cities Quilters Guild members

**\$5.00 off**  
**your \$20 purchase!\***

Mission Viejo • Huntington Beach • Brea • Corona • Temecula  
[www.moores-sew.com](http://www.moores-sew.com) • 800-865-9664

\*Good through January 31, 2023. One use per visit. Valid at any Moore's store locations.

The advertisement features a light blue background with a sun in the top right, a pink palm tree on the left, and a beach umbrella on a sand dune in the bottom right. The text is centered and uses various colors and sizes to highlight the offer.



**VISIONS ART MUSEUM**  
Contemporary Quilts + Textiles

2825 Dewey Road  
San Diego, CA 92106  
619-546-4872

Tues - Sat 10 to 4  
Sunday 12 to 4  
closed major holidays

*Estuary, detail, Melody Money*



*Jean Impey*  
**Long Arm Quilting Services**  
31182 Casa Grande Drive  
San Juan Capistrano, CA 92675  
Jean@SewJean.com  
714/815-7884  
Computerized, Edge to Edge and Custom work Available

**Diana's Stitchery**  
Longarm Quilting & Fiber Arts  
Creative Designs in Fabric

Diana O'Connor      23361 Cobblefield Mission Viejo, CA  
cell 978-239-7830      www.dianasstitchery.com




**Orange Quilt Bee**

*Pebble Gilb & Lisa Wiltse, Owners*

714-639-3245  
628 E. Katella Ave., Orange, CA 92867  
www.orangequiltbee.com  
email: oqbshop@orangequiltbee.com  
Hours: Mon-Thu: 10-8, Fri-Sat: 10-5, Sun: 12-4



**Moore's**  
Sewing Machines · Ceiling Fans · Vacuums  
Specialists in Sales & Service  
A Fourth Generation Family Business

MISSION VIEJO · 25390 Marguerite Pkwy · (949) 580-2520  
HUNTINGTON BEACH · 15041 Goldenwest St. · (714) 899-3222  
CORONA · 591 N. McKinley St. #106 · (951) 736-5457  
VICTORVILLE · 16210 Bear Valley Road · (760) 240-4477  
TEMECULA · 26490 Ynez Road, Ste. F & G · (951) 297-3796  
OUTLET CENTER · 22532 Avenida Empresa, RSM · (949) 829-9459

www.moores-sew.com

**PAL's** Sewing & Vacuum Since 1967  
www.PalsSewVac.com

 Dress the Globe

 **Handi Quilter**  
OFFICIAL RETAILER

 **Superior**

**(949)645-7257**

**JANOME elna melco**

**FREE** 5yr Protection/Service Plan  
with every new machine purchase

**FREE** In-Home Installation & Set -Up  
with Every Longarm Purchase

- \* **Lowest Price Guarantee**
- \* **In House Service of All Brands**
- \* **Free Service/Repair Estimates**
- \* **Same Day Service Available**

**Ask for 15% BCQG Discount**  
2299 Harbor Blvd  
Costa Mesa, CA 92626



**SEWING PARTY**

Contact : info@sewingparty.com  
instagram@sewingparty  
Shop : www.sewingparty.com



26855 Jefferson Ave, Suite D, Murrieta, CA 92563

**Store Hours**

Monday, Wednesday & Friday: 10am - 4pm  
Tuesday & Thursday: 10am - 3pm  
Saturday: 9am - 2pm  
Sunday: Closed

**Contact Us**

Phone: (951) 304-9787  
Website: [sewtreasuredquiltshop.com](http://sewtreasuredquiltshop.com)  
Email: [sewtreasured@stquiltshop.com](mailto:sewtreasured@stquiltshop.com)  
Facebook: Sew Treasured Quilt Shop  
Instagram: @sewtreasuredquiltshop



Guaranteed best price on everything in the store!

[www.SewingCenterOfOrangeCounty.com](http://www.SewingCenterOfOrangeCounty.com)  
1239 EAST IMPERIAL HWY. PLACENTIA, CA 92870 1-714-993-2SEW

**baby lock JANOME elna JUKI®**  
**SEWING CENTER OF OC**  
Steve Shuman, Manager


1-714-993-2SEW (2739)  
[info@sewingcenteroforangecounty.com](mailto:info@sewingcenteroforangecounty.com)  
1239 East Imperial Highway, Placentia CA 92870  
[www.sewingcenteroforangecounty.com](http://www.sewingcenteroforangecounty.com)  
Facebook: <https://www.facebook.com/sewingcenterofoc>  
Twitter: sewingoc • Instagram: sewingcenteroc

**Classified Ads**



2 year old M7 Janome for sale. I loved this so much that I bought the M17 with the embroidery unit. I know what you are all thinking. Excellent condition, just cleaned. I bought the Janome tote and an upgraded foot storage case. \$3500. Paid \$7000.

Thanks, Sherri Peltier  
949-441-8264



## Classified Ad

For sale almost new Husqvarna Viking 930 with Exclusive Sensor System. It was purchased a year ago for \$1750.00 but only used a short time due to the quilter's health. The family wants to sell it to a dedicated quilter and are will to accept \$900 OBO.

Contact Judy Bethe by text 949 422 8273 or jeb2729@yahoo.com

