



# Stitches in the Sand

December 2018

**MEETING DATE: Thursday, December 13, 2018 Social Hour 6:30 p.m. Meeting Starts at 7:00 p.m.**



This month is the Holiday Gala. Please bring two dozen cookies for a cookie exchange. We will have a special musical guest. Bring your favorite Holiday Quilt to add to our décor and hang around the room during the event.



Check out page 7 for the  
Spring 2019 Tea Challenge details

## Table of Contents

|  |
|--|
| Page 2 - President's Message           |
| Page 2 - Tea and Tour Quilt Share      |
| Page 4 - Block Party Finished          |
| Page 5 - Door Prizes                   |
| Page 6 - Spring Tea and Tour 2019      |
| Page 7 - Spring Tea Challenge          |
| Page 8 - Show and Tell                 |
| Page 13 - Hospitality                  |
| Page 13 - Sunshine and Shadows         |
| Page 14 - Philanthropy                 |
| Page 15 - Workshops                    |
| Page 16 - Future Speakers              |
| Page 17 - Places to Go... Things to Do |
| Page 18- Friendship Circles            |
| Page 19 - Advertising                  |

# President's Message

Well it is time to get in the Holiday Spirit. Can't wait for you all to enjoy our Holiday Program. Please bring 2 dozen homemade cookies and you will go home with some new ones to enjoy. Also please bring your favorite Holiday quilt to share and you can bring a friend, it's free that night.

Thanks for being so understanding about the November meeting. Special thanks to all the Spring Tea members who shared their quilts! Many thanks, it was great to see all your outstanding work.

Merry Christmas, Happy Hanukkah and Happy Holidays!!

Janet



## Home Tour and Tea Committee Share Quilts



Janet Cook



Eileen Campbell



Marian Mapes



Keri Follmer



# Home Tour and Tea Committee Share Quilts



Elaine Pappas-Puckett



Mary Arntz



Julie Greenspan



Pat Pardoen





# Home Tour and Tea Committee Share Quilts



Phyllis Parente



Sharon Loftus



Wendy Price



## Block Party 2018 Finished





# Door Prizes

Emily and I want to thank you for your patience and kindness as we transition into our new roles as co-chairs for door prizes. We thank you all who have picked up items for door prizes this month and last month. As mentioned during our guild meeting we would like to have donations of thank you cards and very nice items you think others would love as a door prize or birthday prize. A big thank you for those that delivered items during our November meeting. We have a big shout out to Piecemakers who gave us a donation of their past years calendars that include some beautiful quilt patterns. If you did not receive one we have more and will bring them during our December/January meetings until they are all gone. They will be at the sign in table for pick up.

|                        |  |
|------------------------|--|
| Moore's                | Six Batik Fat quarters   |
| Primitive Gatherings   | Design Pattern called Grateful   |
| Robert Kaufman of LA   | Complete Collection of fabric 24 pieces totaling 6000 yds.   |
| Quilt in a Day         | Machine cleaning brushes, Wish Upon a Star Pattern & Fabric<br>Frenzy, square up ruler, Pumpkin Grins Pattern, Pumpkin<br>Farms Pattern and Christmas Bear Paw Pattern |
| Rosies Calico Cupboard | Project Bed, pattern, fabric and sewing accessory<br>Pattern - Pot of Posies<br>Pattern and fabric bag   |
| OC Sew & Vac – Irvine  | Machine needles and binding & quilting tool  |
| Fat Quarters Shop      | Berties Year Pattern by Bonnie Sullivan  |
| Anonymous              | Sew Lovely quilt pattern, Basin cotton pattern   |
| The Quilt Faire        | Books: Favorite Fabric Bowls, Boxes & Vases<br>Applique for Modern Beginners<br>Natures Beauty in Applique   |
| Orange Quilt Bee       | Four \$10 gift certificates October/November   |
| Hoffman                | Jelly roll   |
| Mel's Sewing Center    | Table runner   |
| OC Sew & Vac – Irvine  | Machine needles and binding & quilting tool  |
| Anonymous              | Three Christmas fat quarter bundles  |
| Anonymous              | Pattern - Pot of posies  |
| Anonymous              | Cross Stitch design - So Lovely  |

Season's greetings to all.

Jeanette and Emily

# Spring Tea and Tour 2019

Save The Date!

Spring Tea and Tour 2019

May 4, 2019

Mark your calendars for the 2019 Spring Tea and Tour! This is always a fun day where we tour the homes and sewing rooms of a few of our members, sit down with friends for a catered lunch at the Norman P. Murray Community Center, and enjoy a challenge quilt exhibit.



The theme this year is "Better Together". We started selling kits at the November meeting, and will continue selling them as long as we have them. Challenge chairman Julie Geenspan has done a fantastic job putting them together!

We will be raffling off baskets once again, and are asking friendship groups and anyone who is interested to put together a basket to help our fund raising efforts. Please contact Cathy Pilliod ([cmpilliod@gmail.com](mailto:cmpilliod@gmail.com)) if you have any questions.

Pat Pardoen is doing a wonderful job arranging the home tours. You won't want to miss this!

Tickets for the event will go on sale at the February guild meeting and will be open to guild members and their friends and family.

More information will be forthcoming in the newsletter and at guild meetings. If you have any questions about any aspect of this fabulous spring event, please contact me!

Jennifer Morgan, Spring Event Chairman – [jsm728@aol.com](mailto:jsm728@aol.com)

## Sewing Room Tour

As the guild prepares for the Spring Tea and Tour, the excitement grows as this is always a fun event. We have 4 gracious ladies who have volunteered to open their sewing rooms and homes for us to visit and drool over. Those ladies are Norah Dopudja (Dove Canyon), Debra Halverstadt (Rancho Santa Margarita) Janice Trumbauer (Lake Forest) and Sue Peters (Laguna Niguel). Two of these ladies, Norah and Debra are new to the guild and have never attended a Tea and Tour. Heaps of thanks to them for volunteering. Each one of these ladies has a sewing room unique to their wants and needs but there are a few similarities. They all have fabulous stashes and are so organized. You may feel you want to go home and reorganize!! Two of them have long arm machines - it seems these are becoming more and more popular. No more hints. The tour is on Saturday May 4th, 2019 from 9 AM - 12 Noon. .

The guild cannot thank these ladies enough. We know you will thoroughly enjoy becoming more acquainted with them and seeing the environment in which their fabulous creations are made.

This year Phyllis Parente (who had her home on the tour in 2017) is assisting me with tour organization. If you have any questions, you can contact either of us.

Phyllis Parente [filusara@yahoo.com](mailto:filusara@yahoo.com) (949) 573-1301

Pat Pardoen [patpardoen@gmail.com](mailto:patpardoen@gmail.com) (949) 370-4196

# Better Together Spring Tea Challenge

We are so excited to kick off our next spring tea challenge "Better Together"!

These wonderful wall hangings will adorn the room during the tea luncheon. It's so fun to see how each member interprets the challenge theme and uses their fabric. The rules are simple:

Members must buy a kit to participate. Kits will be for sale the December meeting, look for Jennifer Morgan. Kits will also be available at the January, February and March meetings at the back of the room. \$15. Cash or check.

You must use each of the three fabrics, a little or a lot, front or back, dyed or whatever!

You must include two buttons of your choice and one heart shape.

Perimeter of the quilt should be no less than 48", not greater than 160".

Patterns are WELCOME!

Complete rules and entry form are included in your kit.

Challenges will be DUE AT THE APRIL 11, 2019 GUILD MEETING.

Awards, including Viewers Choice on the day of the event, will be given.

Every entry will receive a "thank you for participating" gift made by me.. for you! : )

We only have 100 total kits available so please buy early! Additional fabric needed? Here is the bolt information:

Dandelion Hoffman N 7511 Dewdrop Gold, color 462


Batik beige Hoffman P 2044 Sandcastle, color 488

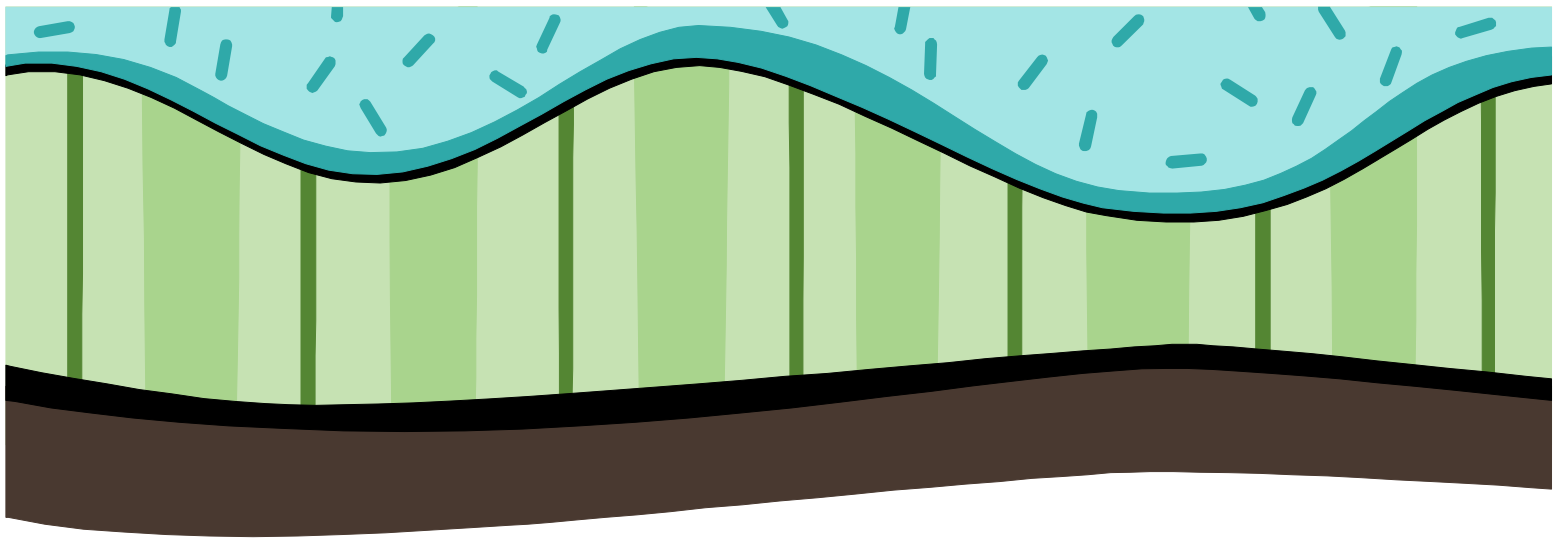
Dots Hoffman P 2061 March/Silver, color 588

\*A special thank you to Hoffman Fabrics for the wonderful donation and BCQG member Lupe Maher for the fantastic buttons included in our kits!

Any questions? Please feel free to contact me at [greenspanfamily@aol.com](mailto:greenspanfamily@aol.com)

Julie Greenspan





*You're Invited to:*


*Show & Tell*

*Suggested Guidelines:*

*Please print the Info on the form on the next page so  
you or I can read it to the Guild!*

*Please remember there are 20 people standing in line waiting to  
share their quilts too!*

*No Show & Tell at the December Meeting*





Show & Tell # \_\_\_\_\_

Maker: \_\_\_\_\_ Owner: \_\_\_\_\_

Quilted By: \_\_\_\_\_

Quilt Name/Pattern: \_\_\_\_\_

Brief Description: \_\_\_\_\_

\_\_\_\_\_

\_\_\_\_\_

\_\_\_\_\_

Show & Tell # \_\_\_\_\_

Maker: \_\_\_\_\_ Owner: \_\_\_\_\_

Quilted By: \_\_\_\_\_

Quilt Name/Pattern: \_\_\_\_\_

Brief Description: \_\_\_\_\_

\_\_\_\_\_

\_\_\_\_\_

\_\_\_\_\_

Show & Tell # \_\_\_\_\_

Maker: \_\_\_\_\_ Owner: \_\_\_\_\_

Quilted By: \_\_\_\_\_

Quilt Name/Pattern: \_\_\_\_\_

Brief Description: \_\_\_\_\_

\_\_\_\_\_

\_\_\_\_\_

\_\_\_\_\_

# Show and Tell



Deb Komatsu

My husband and I were in the Amish Country of Pennsylvania last week visiting our granddaughter in college. We went to an Amish Farm where there was a store filled with homemade relishes, jams and candies. Plus an entire room of quilts from small wall hangings to King sized quilts I had my eye on a white whole cloth quilt intricately quilted with feathers and cross hatching and medallions but white on my bed is never going to work so I settled for this wall hanging, I love the traditional Amish colors and the beautiful hand quilting.

Owner: Leona  
Abderhalden

Maker & Quilted by:  
Sheryl Smith-Bailey

This is doe my  
granddaughter's big girl  
bed. It has 2583 pieces.  
A twin bedspread is  
almost as big as a king  
comforter.



Maker - Rachel  
Fernelies

Owner - Henry  
(grandson)

I made this "scrappy"  
jacket from fabric left  
over from the Block of  
the Month.



Maker: Brenda Wey

Shoes

All shoes need a little bling,  
so I added buckles to them.  
Since I am an asthmatic an  
need to wash everything the  
buckles are all removable  
for washing.



Paula Pangle

"Tropical Dream"

Painted Wall Hanging



Pat Pardoen

I bought three kits at Road two years ago thinking to make one for me the other two for my grandchildren.

Since I have already made them several Christmas items, decided to make these for brother Scott's grandchildren who are very young. Three families will really enjoy reciting Rudolph and his reindeer.

Scott and Joanna's 4<sup>th</sup> child was married in August and for them "Holiday Meadow"



Glee



# Show and Tell

Maker: Carol Silver

Quilted by: Carolyn Reno

Owner: Nola Rosenthal - Carol's Sister

Traveling Hexies

This is an old UFO. I bought a bag of half hexies for \$15 at a quilt show about 10 years ago when I lived in Kansas. I had them sewn together and was looking for green binding when I was visiting my sister in Oregon last year. When I got home she called to ask what I was going to do with it and said she would like it for her twin bed. It was such a surprise as she's always used pastels. So I had to make it larger and it's going to be a nice gift, as she's going thru a stressful time. It will surely help lift her spirits.



Mary Mulgahey



Mary Rightler

Mary Englebrite Fabrics

Fabrics from my "I'll get to it someday" stack. Just panels bordered out. My favorite part is the jumbo ric rac - It covers up some points I chopped off. It is for my three year old granddaughter.



Maker: Linda Coll

Laura Heine Pattern

Live, Love, Laugh Pillows







Janet Cook



Jean Impey





# Hospitality

December is special. Plan ahead to bring in two dozen cookies and we'll have a cookie exchange. Bring in two dozen, take home one assorted and we'll enjoy our quilting friends.



## Sunshine and Shadows

Sunshine and Shadows messages are published in the newsletter as a way of letting members know events occurring in the lives of other members. The "**Sunshine**" events are perhaps the birth of a grandchild, birthdays, anniversaries, etc.. Along with the Sunshine comes "**Shadows**" which could be an illness or perhaps a death in the family. Cards are welcome and can be a joy and comfort during these times.

Regardless of happy or sad, these will only be published or announced at guild meetings with the authorization of the member to do so.

This month a **Shadows** went to **Sunshine**. Marsha Burns was diagnosed with breast cancer and had surgery on guild day, November 8th. Her surgery was early in the morning and was home in the afternoon "eating soup" as a friend reported. We are so happy that she is doing so well and will welcome her back to meetings with open arms.

**If you have something you would like to be included in this column, please contact me by email at [patparden@gmail.com](mailto:patparden@gmail.com) or on my cell at (949) 370-4196. Please include your name and contact information, and if about someone else, their name and contact information for verification.**

Thank you.

Pat Parden

# Philanthropy



December 2018

With the holiday season upon us, we are still going strong at Philanthropy, a big thank you to all of you who brought in finished tops and quilts this month. We were so lucky to receive a wonderful large fabric donation this month, and Jana and I went shopping at the Keepsake Quilting sale in Ontario last month, Road to California took this photo of us with our fabulous fabric purchase. This helped replenish our stock so we are ready for future sewing days! Since the October guild meeting, we have donated 20 NICU blankets and 28 hats to Saddleback Hospital. Royale Therapeutic Treatment Center received 2 quilts, Waterman's TG Marine event received 6 quilts, Dana West Yacht club Marine dinner received 2 quilts and Mission Hospital Gala received 2 quilts for their events. United Cerebral Palsy received 2 quilts, and 2 quilts were given to people in need.

The next Philanthropy Sewing Day will be Monday, December 3rd, at the Laguna Niguel Library, 30341 Crown Valley Parkway, Laguna Niguel, from 10:30 until about 4:00. We are concentrating on flannel quilts this month, and will bring copies of our rail fence and disappearing 9-patch patterns. Feel free to bring any Philanthropy project to work on if flannel is not your thing. Show and Tell (our favorite part of the day) will be at 11:00 am. We hope you will join us, our sewing day is a great way to make friends and share new techniques, as we contribute to such an important cause.

One more thing, please contact me if you are willing and able to help quilt, we have many tops and backings ready to go for both sewing machine and long arm quilters. Because next our next guild meeting is our annual holiday party, we will not bring kits that evening, but are happy to receive completed quilts and tops. Thanks again, both Jana and I look forward to seeing you on sewing day!

Liz Pickering for the philanthropy team!

Jana McDonough (cadymcd@cox.net) and Liz Pickering (pickeringliz@gmail.com) Co-chairs

Barbara Green (biggrin@cox.net) OSOA, outgoing baby quilt donations, quilting prep

Julie Greenspan (greenspanfam@me.com) outgoing Adult and Teen quilt donations

Mary Matura (mndog@cox.net) incoming donations and fabric management

Diana O'Connor (dianaconnor70@gmail.com) long arm quilting and miscellaneous duties

Cathy Pellioid (cmpellioid@gmail.com) child quilt donations

Julia Renaud (jrenaud@cox.net) NICU kit preparation and donations

Mary Ann Wahl (maryannwahl@live.com) quilting prep



# Workshops

December: Enjoy the holidays.

## January Workshop

WANT TO...get better at machine quilting? Learn a new skill?

Jill Schumacher will be teaching Beginning Free Motion Quilting on Friday, January 11 and Quilting Feathers for Beginners plus on Saturday, January 12. Even if you have had free motion quilting classes before, you may want to sign up for this one. She has much information to share.

The Friday workshop is full but we encourage you to get on the waiting list. People do cancel.

The Saturday workshop has 3 spaces.

Please contact Janet Cowart if you wish to sign up. Her email is in the directory.

## FEBRUARY WORKSHOP

WE HAVE ADDED ANOTHER WORKSHOP FOR SATURDAY, FEBRUARY 16!

Yup, we have had such interest in Laura's work that we have added an Improvisational Wool Stitching workshop for Saturday. This workshop is for the following:

Those who would like to learn how to embroider but don't like traditional patterns

Those who know how to embroider but want to do something a little bit different

Those who would like to take a workshop and make a little quilt that could be finished by the end of the weekend.

All supplies EXCEPT for pencil, sharpie, scissors, and thimble are included. Kit is required so the cost of the class is \$75.

Contact Janet Cowart to sign up

The class described below is FULL!!! We encourage you to get on the waiting list.

Contact Janet Cowart.



Laura Wasilowsky will be teaching Another Nut House...a small fused quilt. This darling quilt is only 14"x14" and is very doable...you don't even bring your machine to class! In this class, she provides the pattern and teaches a great way to weave fabrics, transfer patterns, and add your own special touch. You will also learn how to add some special embroidery touches for a little zing. There is a kit fee of \$25 which includes hand dyed fabric and hand dyed thread. Check out her website at [www.artfabrik.com](http://www.artfabrik.com) under the heading of workshops and look at her version of something very cute. The combined fee for the workshop and the kit fee is \$65.

## MARCH WORKSHOP

Have you always wanted a "HEXIE" quilt but didn't want to do all that hand work? Well, our March speaker Rami Kim has the solution for you. She has developed a method of constructing hexagons that you can do by machine and includes quilting as you go. She will be teaching this technique on her Lacey Table Runner pattern which she will provide. The workshop is on March 15 and will cost \$40. Please contact Elaine Pappas-Puckett to sign up or drop by the workshop table.



# Upcoming Speakers – Beach Cities Quilters

|             |                   |  |
|-------------|-------------------|--|
| Dec - 2018  | Holiday Gala      |  |
| Jan - 2019  | Jill Schumacher   | <a href="http://www.thesewnsew.com">www.thesewnsew.com</a>                       |
| Feb - 2019  | Laura Wasilowski  | <a href="http://www.artfabrik.com">www.artfabrik.com</a>                         |
| Mar - 2019  | Rami Kim          | <a href="http://www.ramikim.com">www.ramikim.com</a>                             |
| Apr - 2019  | Edyta Sitar       | <a href="http://www.laundrybasketquilts.com">www.laundrybasketquilts.com</a>     |
| May - 2019  | Nick Coman        | <a href="http://dragonflydyeworks.wixsite.com">dragonflydyeworks.wixsite.com</a> |
| Jun - 2019  | Peggy Martin      | <a href="http://www.peggymartinquilts.com">www.peggymartinquilts.com</a>         |
| Jul - 2019  | Becky McDaniel    | <a href="http://www.beckymcdaniel.com">www.beckymcdaniel.com</a>                 |
| Aug - 2019  | Members' Showcase |  |
| Sept - 2019 | Sylvia Davis      | <a href="http://www.easysite.com/SylviaQuilts">www.easysite.com/SylviaQuilts</a> |
| Oct - 2019  |                   |  |
| Nov - 2019  | Lauretta Crites   | <a href="http://laurettacrites.com">laurettacrites.com</a>                       |
| Dec - 2019  |                   |  |

## GENERAL WORKSHOP INFORMATION

Our workshops are held at Community Presbyterian Church, 32202 Del Obispo Street, San Juan Capistrano, CA92675.

Time: 10:00 a.m.-4:00 p.m. Please arrive 20 minutes early to set up your work space. After the workshop chair helps the speaker and sets up the classroom, she will be happy to help you if you need assistance.

Remember to bring your lunch/drink/snack. You won't want to spend time getting your lunch but there is a Panera and The Juice Joint where you can get a sandwich or a salad.

Fee: \$40.00 payable at sign-up.

You may cancel and receive a refund if you let the workshop chair know by email 45 days before the workshop. You may find a substitute to fill your spot and have them pay you. If the workshop is full, we will try to accommodate you.

As soon as you see the announcement in the newsletter (usually 3 months before the workshop) about the scheduled workshop, you can contact the Workshop Chair listed to sign up and bring your check to the meeting.

If you have any questions, please contact Elaine Pappas-Puckett or Janet Cowart.



# Places to Go and Things to Do...

## December

1 PieceMakers, Holiday Faire Faire, 9-3

## January 2019

24-27 Road to California- Ontario, CA [www.road2ca.com](http://www.road2ca.com)

## February 2019

10-22 Southern Caribbean Quilting Cruise w/ Mary Tabar

16-17 South Bay Quilters Guild Annual Quilt Show [Southbayquiltersguild.org](http://Southbayquiltersguild.org)

21-23 Quilt, Craft and Sewing Festival at the Pomona Fairplex [quiltcraftsew.com](http://quiltcraftsew.com)

- Ventura Modern Quilt Guild meetings – 2<sup>nd</sup> Monday of the month, 6-8pm at Ventura Masonic Center
- Quilts on the Wall (Art Quilt Association), Meetings in Seal Beach on September 8 / November 10 in 2018
- Roadies support of Robert & Beverly Lewis Cancer Center at Pomona Hospital – patterns available at BCQG library table
- Visions Art Museum 2825 Dewey Rd, Ste 100, San Diego, CA 92106 [visionsartmuseum.org](http://visionsartmuseum.org)

# Friendship Circles

Friendship Circles are an integral part of your experience of being a Beach Cities Quilters Guild member.

You form strong relationships with the other members of your Friendship Circle, and enjoy the camaraderie of interacting with quilters who like to work on the same type of quilting projects as you do.

If you choose to meet on weeknights, during the day or on weekends, there will be a group for you to join. Stop by the Friendship Circle table at the next Guild meeting and let us know your interests (batiks, modern quilts, art quilts, etc.), and we will get you connected with the group most suited for you. Don't miss out on the fun of being a part of a Friendship Circle!



- Jackie Besozzi



## Cosmic Quilting

Longarm Quilting Services  
Classroom & Meeting Space

Karen Miller

949-281-7728 mobile


949-716-6777 studio

23011 Moulton Pkwy, A-15

Laguna Hills, CA 92653

cosmicquilting@gmail.com

cosmicquilting.com



## Diana's Stitchery

Longarm Quilting & Fiber Arts  
Creative Designs in Fabric

Diana O'Connor  
cell 978-239-7830

23361 Cobblefield Mission Viejo, CA  
www.dianasstitchery.com



## Fat Quarters Quilt Shop



Michelle Joyner  
(760) 758-8308

728 Civic Center Dr.,  
(formerly Escondido Ave.)  
Vista, CA 92084

michelle@fatquartersquiltshop.com  
www.fatquartersquiltshop.com



## Orange Quilt Bee

*Pebble Gilb & Lisa Wiltse, Owners*

714-639-3245

628 E. Katella Ave., Orange, CA 92867

www.orangequiltbee.com

email: oqbshop@orangequiltbee.com

Hours: Mon-Thu: 10-8, Fri-Sat: 10-5, Sun: 12-4



## Lillian's quilt shack on Etsy

pre-cuts, fabric & handmade quilts

Quiltmymemories.com

T-shirt, memory quilts and custom quilts

949-583-0867

Lillianplee@cox.net

longarm computerized machine quilter



## Moore's

Sewing Machines · Ceiling Fans · Vacuums  
Specialists in Sales & Service  
A Fourth Generation Family Business

MISSION VIEJO · 25390 Marguerite Pkwy · (949) 580-2520

HUNTINGTON BEACH · 15041 Goldenwest St. · (714) 899-3222

CORONA · 591 N. McKinley St. #105 · (951) 736-5457

VICTORVILLE · 16210 Bear Valley Road · (760) 240-4477

TEMECULA · 26490 Ynez Road, Ste. F & G · (951) 297-3796

OUTLET CENTER · 22532 Avenida Empresa, RSM · (949) 829-9459

www.mooresew.com



**PAL's**   
Sewing & Vacuum Since 1967  
www.PalsSewVac.com



Dress the Globe

**Handi Quilter**  
OFFICIAL RETAILER

**Superior**  
THREADS

**(949)645-7257**

**JANOME elna melco**

**FREE**

**5yr Protection/Service Plan  
with every new machine purchase**

**FREE**

**In-Home Installation & Set -Up  
with Every Longarm Purchase**

- \* **Lowest Price Guarantee**
- \* **In House Service of All Brands**
- \* **Free Service/Repair Estimates**
- \* **Same Day Service Available**

**Ask for 15% BCQG Discount**

**2299 Harbor Blvd  
Costa Mesa, CA 92626**

Open 7 Days a week: Mon-Sat:10-5:30. Sun:12-4.

**COZY Creative CENTER**

756 Jamacha Road, El Cajon, CA  
619-670-0652 CozyQuilt.com



Creating. Quilting. Sewing.



Have you met  
the Brother  
Luminaire?

**BERNINA**  
made to create

**Handi Quilter**  
Designed by a Quilter, for Quilters.

**brother**

**HORN**  
of America  
COLLECTION

**accuquilt**  
**GO!**  
**Koala**  
studios  
Plus Sewing Pursuits Custom Built in America




**VISIONS ART MUSEUM**  
Contemporary Quilts + Textiles

2825 Dewey Road  
San Diego, CA 92106  
619-546-4872

Tues - Sat 10 to 4  
Sunday 12 to 4  
closed major holidays

*Estuary, detail, Melody Money*

**Carolynne's Quilting** 

Long Arm Quilting - Quilt Finishing Services

**CAROLYNNE LOMBARD**

23011 Moulton Pkwy, Unit A-15, Laguna Hills, CA 92653  
(949)540-9871 - carolynne@carolynnesquilting.com  
www.carolynnesquilting.com