



Stitches in the Sand

WWW.BEACHCITIESQUILTERS.ORG

September 2018

MEETING DATE: Thursday, September 13, 2018 Social Hour 6:30 p.m. Meeting Starts at 7:00 p.m.

September Guest Speaker - Brenda Henning

Brenda Henning is a compulsive quiltmaker with a fondness for traditional design and a desire to incorporate today's speed-piecing techniques with yesterday's well-loved patterns. Brenda's machine sewing experience began at the early age of 10 on her grandmother's treadle sewing machine with the first quilt following at age 14. Brenda became a compulsive quilter in the mid-80s, and began teaching quiltmaking in 1988, when her third child was an infant. Writing and self-publishing that work have been byproducts of teaching quilting. Brenda is the author of numerous books and individual patterns available under the label Bear Paw Productions. Stained glass quilts were first introduced to Brenda in a workshop. All steps of the process - basting, bias tape placement, quilting - were completed by hand. With three young children, and a busy schedule, Brenda knew that she could not complete a second stained glass quilt in the time available. She set out to devise a method to reduce the time necessary to make a stained glass quilt without compromising the results. The introduction of fusible bias tape has really streamlined her approach to stained glass quilts. Brenda lives in Anchorage, Alaska, with her husband, Richard, and their three children, Beth, Christi and Joshua. Two Rottweilers, Kaia and Jade, share copious quantities of black dog hair with every quilt that leaves the premises. The addition of a cleaning lady to her life has greatly reduced the stifling effect of housework! Brenda teaches shops and guilds throughout Alaska and the United States.

Library Liquidation – Book Sale

Starting in September, we will be liquidating our Library inventory. You can own some of these fabulous books for only \$1 each. Such a deal! Many are autographed by past speakers. We will be bringing a few bins each month. Please bring a shopping bag and small bills and you can bring home some of these treasures!

See you at the meeting on September 13th.

TABLE OF CONTENTS

Page 2 - President's Message
Page 3 - Sunshine and Shadows
Page 3 - 2018-19 Executive Board
Page 4 - Block Party
Page 5 - Block of the Month
Page 6 - Annual Budget
Page 7 - Door Prizes
Page 8-9 - BCQG Volunteers
Page 10 - August Showcase
Page 11-14 - Workshops
Page 15 - Philanthropy
Page 16- Upcoming Speakers
Page 17 - Classifieds
Page 18 - Area Happenings
Page 20 - Monthly Mini & Hospitality
Page 21 - Friendship circles
Page 22 - Show and Tell
Page 23-25 - Roadies Give Back

PLEASE REMEMBER THE PRE-MEETING DINNER AT CPK AT 4:30

PRESIDENT'S MESSAGE

It's September already – wow, has this year gone by quickly! I can't believe that my tenure as president is almost over. I have to say, the job has been made so much easier thanks to an incredible group of very dedicated quilters that have served on the board as well as a really amazing guild membership that has stepped up to the plate and knocked it out of the park. I'm so proud to have been a part of such a vital group that turns out vast quantities of philanthropy quilts on a monthly basis. On top of all of the work all of you have done to make that happen, you also all pitched in to create a quilt show that was second to none in quality and enormously successful. For my last official meeting before I turn the reins over to Janet, I really need everyone to make a real effort to come to the meeting so that we will have a quorum in order to vote in the next slate of dedicated officers to carry our guild forward. We are having a truly wonderful speaker from Alaska – Brenda Henning, whom you don't want to miss, so you'll want to be at the meeting anyway.

So much for my penultimate message to the group.

—*Mary Mulcahey*

SUNSHINE AND SHADOWS

Congratulations to wonderful quilter Linda Smith---her Papaw and Hunter quilt has been juried into Houston! This original quilt was awarded "Best Art Quilt" at the Beach Cities Quilt Show.

Gail Brunnell took first place in bed quilt category at the Orange County Fair with her Aviatrix Medallion. Her wonderful Turtle Quilt also took honorable mention at the Fair.

Brenda Wey received a 2nd place ribbon at the fair with her brown and taupe Double Wedding ring quilt.

Congratulations to this wonderful and talented group of quilters!

Xetah Lucido was in the hospital with pneumonia and is now in a rehab facility---cards can be sent to her home.

Sadly, long time guild member Mary Emery passed away. Cards can be sent to her family at her address in the directory.

Our deepest sympathies are extended to Delane Turner who lost her brother after a brief illness. Cards and texts are always appreciated.

2018-2019 Executive Board

The Nominating Committee met to review the candidates for the 2018-2019 Executive Board. We are very happy to present to you the slate of officers. We will be voting at the September meeting. Please attend so we have a quorum and can elect these officers, and thank them for volunteering their time and talent.

President – Janet Cook

1st Vice President – Programs – Kathy Stolhand

2nd Vice President – Membership – Sandy Confalone

3rd Vice President – Facilities – Rachel Fernelius


Secretary – Lynne Sales

Treasurer – Susie Johnson

Marian Mapes

Parliamentarian






BLOCK PARTY

We've arrived at the end of this year's Block Party. You will be able to get the instructions for the 12th block at the September meeting. In addition, there are 8 more bonus blocks available in the printed pattern book so you can complete your top of 20 blocks like the one we've been showing at Guild each month. The booklet containing ALL 20 blocks will be available at the September and October meetings for \$5. Please stop by the Block Party table and pick up the booklets you have ordered, and in some cases, paid for.

Our sincere thanks to all of you who have been enthusiastic participants this year! It has been fun seeing your blocks each month as you enter the raffle to get a chance at a prize. Don't forget - there will be an announcement about the SUPER prize at the September meeting. You just have to have your TOP completed and shown at the November meeting to qualify for the big prize.

- Evening Strippers Friendship Group



Block Party – 2017-2018

August 2018

ROAD TO CALIFORNIA

Fabric A: (Darkest Fabric)

Cut a strip $3\frac{1}{2}$ " x $14\frac{1}{4}$ ". Sub-cut into 4 – $3\frac{1}{2}$ " squares.

Fabric B: (Medium Fabric)

Cut a strip 4" x 8". Sub-cut into 2 – 4" squares.

Fabric C: (Background Fabric)

Cut a strip $3\frac{1}{2}$ " x $28\frac{1}{4}$ ". Sub-cut into 8 – $3\frac{1}{2}$ " squares.

Cut a strip 4" x 8". Sub-cut into 2 – 4" squares.

Draw a diagonal line from corner to corner on the back of both 4" Fabric C squares. Make HSTs by placing a Fabric C right sides together on a Fabric B square. Sew $\frac{1}{4}$ " on each side of the drawn line; cut on the drawn line. Press to medium fabric; square up all 4 blocks to $3\frac{1}{2}$ " square.

Lay out all the squares according to the diagram above. Sew your horizontal rows together. Press Rows 1 and 3 to the left, Rows 2 and 4 to the right. Sew rows together; pressing rows all either up or down to minimize bulk.

The unfinished block should measure $12\frac{1}{2}$ " x $12\frac{1}{2}$ ".

BCQG Annual Budget 2018-2019

10/1/18 thru 9/30/19

Income Budget

Advertising	1,400.00
Amazon	150.00
Block Party	-
Library	-
Membership	9,500.00
Monthly Mini	1,000.00
Philanthropy	-
Quilt Show (2020)	-
Tea & Tour	-
Ways & Means (Rummage)	1,000.00
Welcoming (Guest Fees)	200.00
Workshops	5,500.00
Total Income	18,750.00

Expenses

Advertising	-
Block Party	100.00
Donations	500.00
Door Prizes	150.00
Facilities	14,000.00
Friendship Groups	50.00
Hospitality	200.00
Website/newsletter	755.00
Library	200.00
Membership	800.00
Monthly Mini	25.00
Operations	2,450.00
Parliamentarian	25.00
Philanthropy	6,500.00
President's Quilt	400.00
President	300.00
Programs	13,000.00
SCCQG	100.00
Secretary	25.00
Show & Tell	10.00
Special Event - Quilt Show Advance	-
Special Event - Spring Tea Advance	-
Treasurer	140.00
Ways & Means (Rummage)	50.00
Welcoming (New Member Tea)	100.00
Workshops	8,125.00
Total Expenses	48,005.00

Net Income/Expenses Gen'l Acct (29,255.00)

DOOR PRIZES

Dear Friends,

We are ready for all things Fall as well as making some quilt tops in cooler weather and some crochet projects -- how about you? There are so many great projects to work on.

Deborra and I will be stepping down after the September meeting and handing the reins over to two lovely ladies who have stepped forward to oversee Door Prizes (DP). We will announce more at the September meeting! However, I would like to thank my BFF Deborra Singletary, who agreed to meet me for coffee almost two years ago, one afternoon, where I outlined how we could bring back DP and divide-up the work, since both of us worked and had full houses of older kids. We have chaired DP before together, so I understood the project. I could not have done what I did these past few years without her and she is the best! Luv ya Deborra! Now we will have time to work on pineapple quilt blocks and crochet together ...

We are also so thankful to everyone who picks up DP for the guild. You ladies have kept the fun going for the Guild and without your help, we would not have prizes to give away. We also want to thank the following local quilt shops who donated items for August. Please mail the thank you card attached to you DP if you have one to send. Spread the gratitude! Everyone likes receiving a "thank you," DP donations for the September Guild meeting included:

- Moore's Mission Viejo: 2 fat quarter bundles
- Orange Quilting Bee: 2, \$10 gift certificates
- Quilt in a Day: pattern
- Rosie's Calico House: project bag, fat quarter, pattern, needles
- Anonymous donations: misc. patterns and fat quarter packs

Happy Stitching,

Keri Follmer and Deborra Singletary
Door Prizes Out-Going Co-Chairs

MEMBER VOLUNTEERING

Greetings - There are many committees that keep Beach Cities Quilters Guild the success that it has been since starting in 1992. Over the years, ladies have been involved in many of these committees either after being a member for a few years or upon joining.

As a new member, you may not feel comfortable asking to be on a committee. Kathleen and I would like to help with that. Originally committees had one chairperson. Over the years, it has changed to co-chairladies which makes the position a bit easier. These ladies can always use an extra hand.

A suggestion to helping get involved would be to just sit with a committee at the guild meetings. This will give you first-hand knowledge of how that committee works. You may decide this is great and you would like to become an official committee person. Or, you may decide that you would rather not be part of that committee but perhaps another. Totally fine to change. This is just a way to see the inner workings of the various committees in particular and the guild as a whole.

This doesn't only pertain to new members. Some who have been members over the years have had young children, full-time work schedules, etc. which have made it hard to also volunteer for guild committees. If your situations have changed, this might be an opportune time to get more involved.

If you would like to do this, you can either go directly to the committee chair or check with Kathleen and I and we can introduce you personally to that person. This is just an introduction to the committee; you are not committed. But, if you would like to help, fantastic. Perhaps when it comes time for the new president to ask for committee volunteers, you will have a specific area you in which you would like to help.

Please consider this. Beach Cities NEEDS YOU!!!!

Pat Pardoen and Kathleen Walker

BCQG VOLUNTEER SURVEY

Our Guild has been successful because of the time, energy, and generosity of its volunteers. Please take a few moments to review the descriptions of the various Board positions, printed in the Bylaws section of your BCQG Roster. These are just a few of the many ways you can become involved and get to know other members. Please volunteer or submit recommendations for the following offices and committees. Please return your completed survey by the June 14th Guild meeting to the Parliamentarian. Please call or send an email if you have any questions. Marian Mapes, Parliamentarian, mmapes1231@aol.com or 33695 Marlinspike Dr, Dana Point, CA 92629

EXECUTIVE BOARD

President

1st Vice President – Programs

2nd Vice President – Membership

3rd Vice President – Facilities

Secretary

Treasurer

STANDING COMMITTEES

Chair

Assist/Help When Needed

Advertising

Block Party

Door Prizes

Friendship Groups

Hospitality

Internet

Monthly Mini

Newsletter

Philanthropy

Secret Sisters

Show & Tell

SCCQG Representative

Spring Event 2019

Quilt Show 2020

Ways and Means

Welcoming

Workshops


August Showcase



Marsha Burns



Nancy Sandoval



Sheryl Smith Bailey



WORKSHOPS

General Information for Workshops

Place:

Our workshops are held at Community Presbyterian Church, 32202 Del Obispo Street, San Juan Capistrano, CA 92675.

Time: 10:00 a.m.-4:00 p.m. You may arrive 15 minutes early to set up your work space. Remember to bring your lunch/drink/snack.

Fee: \$40.00 payable at sign-up. No refunds, but you may find a substitute to fill your spot and have them pay you.



Friday, September 14, Brenda Henning will teach

Improv Drunkard's Path

Curved piecing for the timid. These wonky blocks are cut freehand and sew together quickly. Fun to sew with no pinning necessary. The blocks will be trimmed to size - no need to be perfect!



brenda@bearpawproductions.com www.bearpawproductions.com

Finished Size ~ 54" x 46"

Fabric Requirements and Cutting Instructions

Dark 1 charm pack 40 ~ 5" squares

Background 2 ½ yards

cut 40 ~ 5" squares

***If you would prefer a smaller project

~ 8 light 5" squares and

~ 8 dark squares

the smaller project will not fill a 6 hour class

Supply List

Pattern: provided by Brenda

Sewing Machine

Thread to blend with fabrics

Rotary Cutter with new blade

Cutting Mat (12" x 18")

Ruler (12" - 14" sufficient)

Stiletto or bamboo skewer for guiding fabric

4 ½" square ruler (or slightly larger)


Finger Presser

Pins

Seam Ripper

White Chalk marking pencil

November 9 workshop with Pam Dinndorf



PHILANTHROPY



September 2018 Philanthropy Report

It was another busy month for BCQG Philanthropy. We donated 39 quilts and 20 NICU blankets to the community. The NICU blankets went to Saddleback Hospital. Included in the quilt donations were 24 quilts that were shipped to fire victims in Redding. Hoffman Fabrics, again, did the shipping, including the cost. What would we do without them? Sally Gard, one of our long time members, has a daughter living in Redding. She handled the distribution of the quilts, such that each quilt went to someone in need.

Other quilts were donated as follows: 4 went to individuals in need, 1 went to Kindred Hospice, 1 auction quilt went to Corona Women's Improvement Club, 5 went to UCI Oncology, 2 went to United Cerebral Palsy, and 2 went to Royale Therapeutic Treatment Center. Sharon Loftus shared with us the success of the quilt we donated to United Cerebral Palsy's fund raiser. It raised \$500 at auction. Another auction quilt generated \$1600 recently. It went to the Placentia Police Department's Canine Department fund raiser. It is so nice to have this feedback. It's another wonderful way to help the community.

We have had a request for quilts for cancer patients at the new cancer center being opened next year at Mission Hospital. In order to increase the adult size quilts going out, we will need some additional help with quilting. Please let us know if you are able to help.

We want to extend special thanks to Brenda Wey. She again brought us 51 quilts, all ready for binding. Our thanks to all those that are helping with the binding.

The next Sewing Day is Monday, September 10th, at the Laguna Niguel Library, 30341 Crown Valley Parkway. We will be there from 10:30 until about 4:00. Show and Tell is at 11:00. That's an opportunity to see all the quilts that are turned in to Philanthropy at Sewing Day. These are in addition to the quilts that you see at Guild. Generally there is no overlap. Feel free to join us. It's a wonderful way to help with a great project and to make new friends.

Mary Ann Wahl
maryannwahl@live.com

Diana O'Connor
dianaconnor70@gmail.com

Michelle Naas
mrenenaas@gmail.com

Mary Matura
rmndog@cox.net

Barbara Green
bigrin@cox.net

Liz Pickering
pickeringliz@gmail.com

Jana McDonough
cadymcd@cox.net

UPCOMING SPEAKERS - BEACH CITIES QUILTERS GUILD:

Oct - 2018	President's Quilt	
Nov - 2018	Pam Dinndorf	www.aardvarkquilts.com
Dec - 2018	Holiday Gala	
Jan - 2019	Jill Schumacher	www.thesewnsew.com
Feb - 2019	Laura Wasilowski	www.artfabrik.com
Mar - 2019	Rami Kim	www.ramikim.com
Apr - 2019	Edyta Sitar	www.laundrybasketquilts.com
May - 2019	Nick Coman	
Jun - 2019	Peggy Martin	www.peggymartinquilts.com
Jul - 2019	Becky McDaniel	www.beckymcdaniel.com
Aug - 2019	Members' Showcase	

VISIONS ART MUSEUM

Contemporary Quilts + Textiles

2825 Dewey
Road
San Diego, CA
92106

619-546-
4872

visions@visionsartmuseum.com

Dedicated to Quilts and Textiles

at Liberty
Station

Moore's

*Sewing Machines, Cutting Fans, Vacuums
Specialists in Sales & Service
A Fourth Generation Family Business*

MISSION VIEJO 26390 Marguerite Hwy. (949) 580-2620
HUNTINGTON BEACH 15041 Goldenwest St. (714) 899-3222
CORONA 591 N McKinley St #106 (951) 736-6457
VICTORVILLE 13210 Bear Valley Road (760) 270-4477
THOUSANDS 28480 Metz Road Ste. F & G (805) 297-3786
OUTLET CENTER 22532 Avenida Empress, RSM (949) 329-3459

www.mooresew.com



Ads

We are pleased to announce a classified advertising service for our members and friends. If you sell an item, please let me know so I can remove the ad.

We will list it under Classified Ads on the website. As we are still getting used to this, we will waive the fees, \$2 for members, and \$5 for non-members.

All items must be quilt related, no services to be advertised; those would fall under normal advertising with business card. Examples would be machines for sale, fabric yardage needed or for sale. Please be sure to include at least one picture. Questions? Email Candy

We are working on getting it set up to have live links for all of our advertisers on the website. Watch for more info in the future.

QUILT ON!

Candy Crain: kandis55@gmail.com

FOR SALE: Husqvarna Viking Mega Quilter sewing machine and 12' quilting frame. It has Cruze Controller. Picture of frame at <https://www.sewingmachinesplus.com/svp-inspira-iquilt-frame.php> Purchased new in 2005. No room in new home for this equipment. Price for entire package \$800 obo. Ruth Bailey 949-587-1311 or email rbailey@comline.com

NOTE FROM CANDY CRAIN:

I need someone to train on updating the website. I would like to hand it off, but will be happy to be the backup.

Carrie Donohoe has graciously taken on the big job of newsletter editor. Please email me if you're not afraid of the computer. The program we use is pretty easy.

Thanks, Candy: kandis55@gmail.com

PLACES TO GO AND THINGS TO DO.....

September (2018)

20 & 22 San Diego Quilt Show www.sandiegoquiltshow.com

27-29 Quilt Craft and Sewing Festival, Costa Mesa Fairgrounds quiltcraftsew.com

October (2018)

3-15 Art From Cloth 2018, Thousand Oaks <http://www.extremequilters.com/shows.html>

6 Old Town Temecula Outdoor Quilt Show valleyofthemistquilters.com/quiltshow/

13 PieceMakers, Harvest Faire, 9-3

December (2018)

1 PieceMakers, Holiday Faire, 9-3

February (2019)

10-22 Southern Caribbean Quilting Cruise w/ Mary Tabar

- Ventura Modern Quilt Guild meetings – 2nd Monday of the month, 6-8pm at Ventura Masonic Center
- Quilts on the Wall (Art Quilt Association), Meetings in Seal Beach on September 8 / November 10 in 2018
- Roadies support of Robert & Beverly Lewis Cancer Center at Pomona Hospital – patterns available at BCQG library table



Turn to an Easier Way of

- Create quilting and appliqué shapes with speed and precision
- Effortlessly cut many fabrics, even multiples at once
- Choose from classic, geometric and strip designs




Cosmic Quilting

Longarm Quilting Services
Classroom & Meeting Space

Karen Miller
949-281-7728 mobile
949-716-6777 studio

23011 Moulton Pkwy, A-15
Laguna Hills, CA 92653
cosmicquilting@gmail.com
cosmicquilting.com



Diana's Stitchery

Longarm Quilting & Fiber Arts
Creative Designs in Fabric

Diana O'Connor 23361 Cobblefield Mission Viejo, CA
cell 978-239-7830 www.dianasstitchery.com



Fat Quarters Quilt Shop



Michelle Joyner
(760) 758-8308

728 Civic Center Dr.,
(formerly Escondido Ave.)
Vista, CA 92084

michelle@fatquartersquiltshop.com
www.fatquartersquiltshop.com



Orange Quilt Bee

Pebble Gilb & Lisa Wiltse, Owners

714-639-3245

628 E. Katella Ave., Orange, CA 92867

www.orangequiltbee.com

email: oqbshop@orangequiltbee.com

Hours: Mon-Thu: 10-8, Fri-Sat: 10-5, Sun: 12-4

PAL's Sewing & Vacuum Since 1967

(949)645-7257

JANOME



elna NECCHI melco

SoCal's Largest Janome Selection

- * **Lowest Price Guarantee**
- * **Complimentary Service Plans**
- * **In House Service of All Brands**
- * **Free Service/Repair Estimates**
- * **Same Day Service Available**

www.PalsSewVac.com

**2299 Harbor Blvd
Costa Mesa, CA 92626**



OFFICIAL RETAILER



Lillian's quilt shack on Etsy

pre-cuts, fabric & handmade quilts

Quiltmymemories.com

T-shirt, memory quilts and custom quilts

949-583-0867

Lillianplee@cox.net

longarm computerized machine quilter



MONTHLY MINI



Monthly Mini September Surprise

This month's mini is a breath holding surprise from Jan Hirth, Quilter Extraordinaire. If you want it, you're going to have to show-up to the meeting for the unveiling and buy those tickets!!!

Robin and I would like to thank all those members who supported the "Minis" by being a contributor or supporter this past year.

Best always and remember, "Finished is better than perfect!"

Jan Johnson quote by Jenny Doan MSQC

Hospitality

September is the beginning of fall. If it is your birthday month please bring treats to be shared.

From the Editor, Carrie Donohoe on behalf of Denise

Denise Morisset

FRIENDSHIP CIRCLES

Friendship Circles are an integral part of your experience of being a Beach Cities Quilters Guild member. You form strong relationships with the other members of your Friendship Circle, and enjoy the camaraderie of interacting with quilters who like to work on the same type of quilting projects as you do. If you choose to meet on weeknights, during the day or on weekends, there will be a group for you to join. Stop by the Friendship

Circle table at the next Guild meeting and let us know your interests (batiks, modern quilts, art quilts, etc.), and we will get you connected with the group most suited for you. Don't miss out on the fun of being a part of a Friendship Circle!



SHOW AND TELL



Sandy's Butterflies and Pillow

Maker - Gail Brunell

Quilted by Gail Brunell



Peter's Garden

Made and Quilted by

Mandy Salzedo

Flower's Garden

Maker - Patti Sexton

Quilted by Candy Crain



Second Grade Memories

Maker - Rhonda Nelson

Owner - Barb Gauntner

This quilt was made in 2004 by Rhonda for her daughter's (Holly) teacher to represent each child in her class.

Vases, Vases, Vases!


Maker, Quilted by and Owner - Sara Foster

This is a Yoko Saito design that I did as part of a Block of the Month. It is wool applique, hand embroidery, hand embellished and hand quilted. I plan to hang it in our bedroom.





MSQC1203



Quilt is 50" x 59".

X'S AND O'S

Fabric Requirements:

Blocks:

Prints: 2 Charm Packs™ (80-5" squares)

Solid: 1 Charm Pack™ (40-5" squares)

Solid Inner Border: ½ yard

Final Border & Binding: ⅞ yard

Backing: 3 yards

X'S AND O'S

Quilt is 45" x 45".

Fabric requirements for Roadies Give Back:

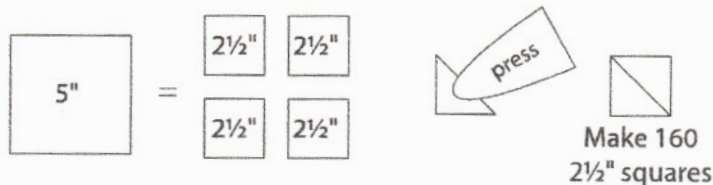
The 2½" Squares (Solid - Under the Directions) must be in solid, or printed fabric black - but the print should be mostly black.

The 5" Square (Print - Under the Directions) must be in brights - any color is appropriate.

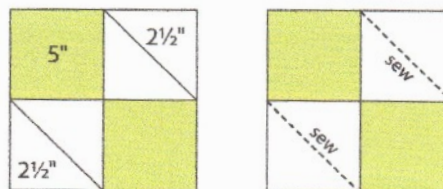
Instructions include a ¼" seam allowance.

Blocks

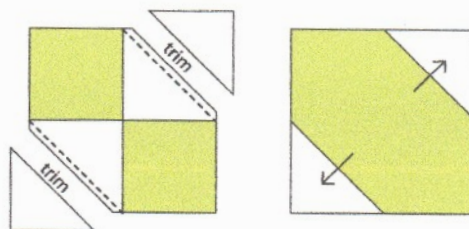
- 1 Solid Charm Pack™:** Cut each square in half twice to make 4 matching 2½" squares. Press the 2½" squares in half on the diagonal (or draw a line on the diagonal). Press 160 squares.



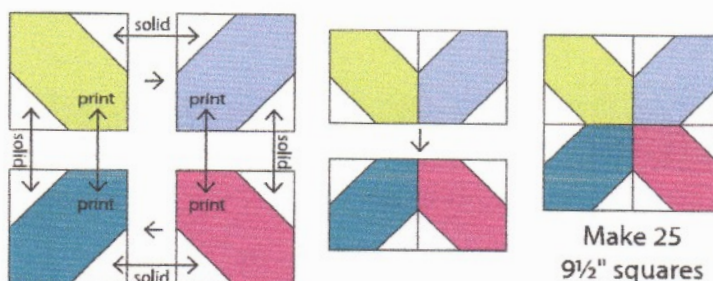
- 2 Block:** Layer a two 2½" Solid squares on the lower left and upper right corner of the one 5" Charm square, right sides together. Sew on the diagonal lines.



- Trim ¼" from the seam lines. Press to the corners to form triangles. Repeat to make a total of 100 Blocks that are 5" square



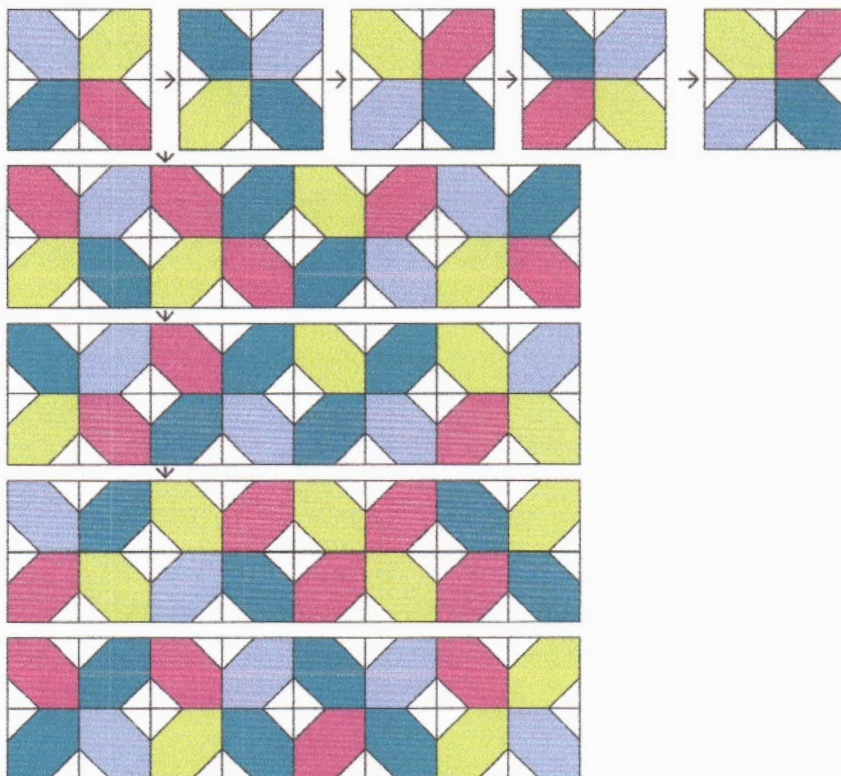
- 3 Large Block:** Take 4 Blocks and lay them solid to solid and print to print.



Some Content Changed to Match the Goals of Roadies Give Back at Road to California Quilters' Conference & Showcase.
Pattern Provided Courtesy of:



- 4 Assembly:** Sew the Large Blocks into 5 rows that each have 5 Large Blocks. Press the rows in alternating rows. Combine the rows.



Roadies Give Back - X's and O's Directions and Information

Purpose

Roadies Give Back is returning to Road to California 2019 in a big way! The donations received by the Robert and Beverly Lewis Cancer Care Center were loved and enjoyed by cancer patients of all walks of life.

We are continuing in supporting the Cancer Care Center and hoping to provide even more quilts for the patients to keep warm with during their treatments.

Your assistance is greatly appreciated in any way possible. If you cannot attend our Saturday Night event, you can send completed X's - O's quilts, blocks and/or tops for us to donate.

Directions

Please follow the X's - O's directions to create the blocks. We have modified the pattern. Please use a black background fabric. Foreground fabric can be any colors you would like.

We need various stages of progress, for Saturday evening. We need tops that are pinned and ready to quilt, tops that are quilted and needing binding. We need finished blocks. Pretty much anything you can do will help!

We encourage you to go through your stash. If you cannot participate in making a block, you can donate fabric from your stash for our crew to use in the quilts.

**Roadies Give Back will take place on Saturday January 26, 2019
at the Ontario Convention Center in Ontario, California**

www.road2ca.com