



# Stitches in the Sand

WWW.BEACHCITIESQUILTERS.ORG

August 2018

**MEETING DATE: Thursday, August 9, 2018 Social Hour 6:30 p.m. Meeting Starts at 7:00 p.m.**

## August Member Showcase

Come and enjoy a presentation from our members: Nancy Sandoval, Marcia Burns and Sheryl Smith Bailey.

**RUMMAGE**  
**SALE**

**SAVE THE DATE! Thursday, August 9th, 2018! The Rummage Sale will be at 5:30 p.m. at our regular meeting space at the Murray Center.**

Thanks to all the members who did some clearing out of their sewing rooms we have a lot of fun stuff!

Also a guest at the Guild meeting asked if I could pick up at her home and she gave me some wonderful fabric. This should be a good way to add to your stash and find some new treasures.

There will also be patterns, books and some wool! We will be taking cash or checks.

Mary Arntz

## TABLE OF CONTENTS

Page 2 - President's Message

Page 3 - President's Quilt

Page 5 - Door Prizes

Page 6-7 - Block of the Month

Page 8-9 - BCQG Volunteers

Page 10-13 - Workshops

Page 14 - Philanthropy

Page 15- Upcoming Speakers

Page 16 - Classifieds

Page 17 - Area Happenings

Page 19 - Monthly Mini & Hospitality

Page 20 - Friendship circles

Page 21 - 24 - General Interest and Roadies Give Back

**PLEASE REMEMBER THE PRE-MEETING DINNER AT CPK AT 4:30**

# PRESIDENT'S MESSAGE

Now that the heat has caught up with us, I hope everyone is keeping cool and keeping hydrated. The heat is the perfect excuse to just stay inside and sew. It is well known that sewing is the only activity recommended on a hot day, while other forms of inside activity such as cleaning and cooking are strongly discouraged. There – you've seen it in print, so it must be true. Also, if anyone questions you on shopping at our rummage sale, you can tell them you are saving on electricity at home because you are coming to the meeting earlier, thus saving money that would be better used for quilting stuff. Don't forget that the rummage sale is being held before the meeting at 5:30.

As we did last month, we will continue to place WELCOME signs on the backs of chairs so that we can go forward with welcoming guests and new members and inviting them to sit with us. These seats are available to any member who wishes to welcome a newcomer.

—*Mary Mulcahey*



## **PRESIDENT'S QUILT UPDATE**

I have all your wonderful blocks, now I'm in the process of making a quilt for our president, Mary Mulcahey. SHE CHOSE a great theme "UNDER THE SEA" so it will be fun to include some creative ideas I have been thinking about.

Come August, we will start our "old fashioned" Quilting Bees. The following guild members have generously opened up their homes to host our "BEES".

Please, look at your calendars and see if you can take some time to drop by and put some personal stitches into Mary's quilt. I can't tell you how much Mary will appreciate your kindness in the years to come.

Mary Mulcahy 2018 quilting bees schedule			
Elaine Pappas-Pucket, 28822 Jaeger, Laguna Niguel			
949-831-1072	30-Jul	9:00-3:00	
	31-Jul	9:00-3:00	
	1-Aug	9:00-3:00	
	2-Aug	9:00-3:00	
	3-Aug	9:00-3:00	
	4-Aug	9:00-11:00	
Regina Moore, 24381 Via Madrugada, Mission Viejo			
949-677-5725	6-Aug	9:00-3:00	
	7-Aug	5:00-8:00	
	8-Aug	5:00-8:00	
	9-Aug	9:00-3:00	
	10-Aug	9:00-3:00	
	11-Aug	9:00-3:00	
Karen Guthrie, 621 Calle de Sota, San Clemente			
949-887-3458	13-Aug	2:30-6:00	
	15-Aug	2:00 - 4:30	
	16-Aug	2:00-4:30	
	17-Aug	1:00-5:00	
	18-Aug	10:00-1:00	
Paula Pangle, 24291 Ontario Lane, Lake Forest			
714-600-3509	20-Aug	9:00-1:00	
	21-Aug	9:00-1:00	
	22-Aug	9:00-1:00	
	23-May	9:00-1:00	
	24-Aug	9:00-1:00	
	25-Aug	9:00-1:00	
Polly Hada, 27282 Via Amistoso, Mission Viejo			
949-581-2055	28-Aug	TBD	
	30-Aug	TBD	

Please call me so I can put your name down. I will have the sign-up sheets at our July guild meeting.

Fondly,  
Sherri Peltier

Lillian's quilt shack on Etsy

pre-cuts, fabric & handmade quilts

Quiltmymemories.com

T-shirt, memory quilts and custom quilts

949-583-0867

Lillianplee@cox.net

longarm computerized machine quilter



# PAL's

Sewing & Vacuum Since 1967

**(949)645-7257**

**JANOME**



**elna NECCHI melco**

**SoCal's Largest Janome Selection**

- \* **Lowest Price Guarantee**
- \* **Complimentary Service Plans**
- \* **In House Service of All Brands**
- \* **Free Service/Repair Estimates**
- \* **Same Day Service Available**

**www.PalsSewVac.com**

**2299 Harbor Blvd  
Costa Mesa, CA 92626**



Dress the Globe

**Handi  
Quilter**

OFFICIAL RETAILER

Orange  
County's  
**ONLY**  
HandiQuilter  
Dealer



# DOOR PRIZES


Dear Quilty Friends,

Deborra and I want to thank everyone who has helped us over the past (almost) 2 years in collecting Door Prizes from quilt shops. We are making an official list of helpers for the September meeting, but in advance we want to say "many thanks" for all the helping hands and hearts that get those donations to Guild each month. <3 We need to "hand over the reins" to someone at the end of September, so we are looking for a few people to do this. Everything is in place to keep Door Prizes going for the future and it does not take a lot of work either! Helpers pick up most of the items (we pick up from a few shops). The shops have a heart to donate to our Guild and we support each other, so please consider adopting Door Prizes for 2018-19! This would fun for anyone to chair, including a Friendship Group, new members, etc. Come talk to us! :) The following lovely donations were given away at the July 2018 Guild meeting:

- OC Sewing: Grabaroos quilting gloves
- Fat Quarters Quilt Shop: Bertie's Year: March kit with wool, pattern, etc.
- Grand County Quilters: 2 patterns, Sew Lovely kit, quilt book "Stashtastic"
- Moore's Mission Viejo: two fat quarter packs
- Orange Sewing Bee: 2, \$10 gift certificates
- Rosie's Calico House: project bag, pattern, needles, etc.
- Sulky of America: 2 samples of new thread lines/colors
- The Quilter's Faire: 2 books "Quilting in Black and White" and "Fast, Flirty & Fun"
- Primitive Gatherings: "Row by Row, Home" banner project kit with wool, pattern, etc.

Happy Summer Sewing!

Keri and Deborra



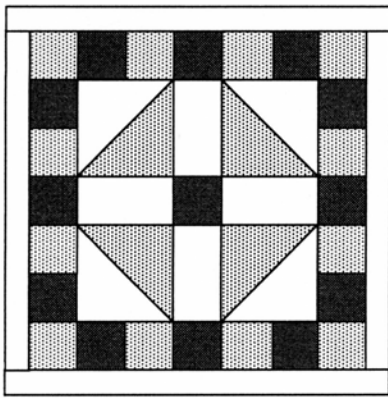
## BLOCK PARTY

We'll be handing out the instructions for our 11<sup>th</sup> block at the August meeting. That means there is only 1 more block to complete this year's offering. However, there are 8 more bonus blocks so you can complete your top of 20 blocks like the one we've been showing at Guild each month. So - how do you get these "extra" blocks? We will be publishing a booklet containing ALL 20 blocks that will be available at the September and October meetings for \$5. We will still be taking orders for your books in August, so come to the Block Party table and sign up. We will only be printing the number of booklets for the orders received, so don't miss out on this offer.

If you are not participating in the Block Party but would like to order a booklet for yourself or to give some as gifts, be sure to sign up on the order sheet. Many of you don't choose to participate throughout the year, but like to obtain a copy of the booklet, so this is your chance to do that.

Thank you to all the enthusiastic participants this year! It has been fun seeing your blocks each month as you enter the raffle to get a chance at a prize. Don't forget - there will be an announcement about the SUPER prize at the September meeting. You just have to have your top completed and shown at the November meeting to qualify for the big prize. Keep those blocks coming in!

- Evening Strippers Friendship Group



**Block Party – 2017-2018**

**July 2018**

## **LINCOLN'S PLATFORM**

**Fabric A: (Darkest Fabric)**

Cut a strip 2" x 26 1/2". Sub-cut into 13 – 2" squares.

**Fabric B: (Medium Fabric)**

Cut a strip 2" x 24 1/2". Sub-cut into 12 – 2" squares.

Cut a strip 4" x 8". Sub-cut into 2 – 4" squares.

**NOTE:** You can use a different medium coordinating fabric for the 4" squares, if you wish.

**Fabric C: (Background Fabric)**

Cut a strip 2" x 14 1/4". Sub-cut into 4 – 2" x 3 1/2" strips.

Cut strip 4" x 8". Sub-cut into 2 – 4" squares.

Cut a strip 1 1/2" x 22 1/2". Sub-cut in half lengthwise. These 2 strips will go on the final sides of the block.

Cut a strip 1 1/2" x 26". Sub-cut in half lengthwise. These 2 strips will go on the top and bottom outside of block.

**NOTE:** You can choose to make the center 2" square a different, coordinating dark fabric or focus fabric, if you choose.

Draw a diagonal line on the back of both Fabric C squares. Make HSTs by placing Fabric C 4" squares right sides together on the Fabric B 4" squares. Stitch 1/4" on each side of the drawn line; cut on the drawn line. Press to dark fabric. You will have 4 HSTs; square up to 3 1/2".

Sew a Fabric C 2" x 3 1/2" strip between 2 HSTs being careful to place it next to the medium fabrics and each side, as shown. Press towards the medium fabric on both sides of the strip. Repeat with remaining 2 HSTs. These rows will become your top and bottom rows in the center of the block.

Sew a row together with the 2 remaining Fabric C strips, placing a Fabric A 2" square between the strips, as shown. Press towards dark center. Lay out rows of center part of block as shown in diagram above. Sew rows together "nesting" your seams. Press toward the narrow center strip.

Lay out your 2" squares to form a border around the center block alternating colors as shown. For side strips sew 5 squares together, darkest fabric on each end of strips. Sew to each side of block, pressing toward 2" squares. Sew top/bottom strips of 7 squares (medium fabric on each side) together. Sew strips to top and bottom of block, pressing toward the 2" squares.

Finish your block by sewing the narrow background strips to each side of the center block. Press toward outside strip. If necessary, trim the top/bottom edges to align with the center block. Sew on the top and bottom strips; press to strips. Trim unfinished block to 12 1/2" x 12 1/2", if necessary.

## **MEMBER VOLUNTEERING**

Greetings - There are many committees that keep Beach Cities Quilters Guild the success that it has been since starting in 1992. Over the years, ladies have been involved in many of these committees either after being a member for a few years or upon joining.

As a new member, you may not feel comfortable asking to be on a committee. Kathleen and I would like to help with that. Originally committees had one chairperson. Over the years, it has changed to co-chairladies which makes the position a bit easier. These ladies can always use an extra hand.

A suggestion to helping get involved would be to just sit with a committee at the guild meetings. This will give you first-hand knowledge of how that committee works. You may decide this is great and you would like to become an official committee person. Or, you may decide that you would rather not be part of that committee but perhaps another. Totally fine to change. This is just a way to see the inner workings of the various committees in particular and the guild as a whole.

This doesn't only pertain to new members. Some who have been members over the years have had young children, full-time work schedules, etc. which have made it hard to also volunteer for guild committees. If your situations have changed, this might be an opportune time to get more involved.

If you would like to do this, you can either go directly to the committee chair or check with Kathleen and I and we can introduce you personally to that person. This is just an introduction to the committee; you are not committed. But, if you would like to help, fantastic. Perhaps when it comes time for the new president to ask for committee volunteers, you will have a specific area you in which you would like to help.

Please consider this. Beach Cities NEEDS YOU!!!!

Pat Pardoen and Kathleen Walker



## BCQG VOLUNTEER SURVEY

Our Guild has been successful because of the time, energy, and generosity of its volunteers. Please take a few moments to review the descriptions of the various Board positions, printed in the Bylaws section of your BCQG Roster. These are just a few of the many ways you can become involved and get to know other members. Please volunteer or submit recommendations for the following offices and committees. Please return your completed survey by the June 14<sup>th</sup> Guild meeting to the Parliamentarian. Please call or send an email if you have any questions. Marian Mapes, Parliamentarian, mmapes1231@aol.com or 33695 Marlinspike Dr, Dana Point, CA 92629

### EXECUTIVE BOARD

President

---

1<sup>st</sup> Vice President – Programs

---

2<sup>nd</sup> Vice President – Membership

---

3<sup>rd</sup> Vice President – Facilities

---

Secretary

---

Treasurer

---

### STANDING COMMITTEES

Chair

Assist/Help When Needed

Advertising

---

---

Block Party

---

---

Door Prizes

---

---

Friendship Groups

---

---

Hospitality

---

---

Internet

---

---

Monthly Mini

---

---

Newsletter

---

---

Philanthropy

---

---

Secret Sisters

---

---

Show & Tell

---

---

SCCQG Representative

---

---

Spring Event 2019

---

---

Quilt Show 2020

---

---

Ways and Means

---

---

Welcoming

---

---

Workshops

---

---

# WORKSHOPS

## General Information for Workshops

### Place:

Our workshops are held at Community Presbyterian Church, 32202 Del Obispo Street, San Juan Capistrano, CA 92675.

Time: 10:00 a.m.-4:00 p.m. You may arrive 15 minutes early to set up your work space. Remember to bring your lunch/drink/snack.

Fee: \$40.00 payable at sign-up. No refunds, but you may find a substitute to fill your spot and have them pay you.



Friday, September 14, Brenda Jennings will teach

## Improv Drunkard's Path

Curved piecing for the timid. These wonky blocks are cut freehand and sew together quickly. Fun to sew with no pinning necessary. The blocks will be trimmed to size - no need to be perfect!





brenda@bearpawproductions.com www.bearpawproductions.com

Finished Size ~ 54" x 46"

Fabric Requirements and Cutting Instructions

Dark 1 charm pack 40 ~ 5" squares

Background 2 ½ yards

cut 40 ~ 5" squares

\*\*\*If you would prefer a smaller project

~ 8 light 5" squares and

~ 8 dark squares

the smaller project will not fill a 6 hour class

## **Supply List**

**Pattern: provided by Brenda**

**Sewing Machine**

**Thread to blend with fabrics**

**Rotary Cutter with new blade**

**Cutting Mat (12" x 18")**

**Ruler (12" - 14" sufficient)**

**Stiletto or bamboo skewer for guiding fabric**

**4 ½" square ruler (or slightly larger)**

**Finger Presser**


**Pins**

**Seam Ripper**

**White Chalk marking pencil**



# November 9 workshop with Pam Dinndorf





# PHILANTHROPY



## August 2018 Philanthropy Report

Our Guild continues to do amazing work in Philanthropy. Thank you so much to all who are helping with the quilting process, as well as everything else. Keeping up with the quilting is pretty much impossible, so every bit of help is greatly appreciated.

Between the June and July Guild meetings, we donated 50 quilts, 4 pillowcases, 8 taggie loxies and two bags of stuffed toys. Quilts went to: California-Hawaii Elks for a benefit for disabled children – 1 auction quilt, Mission Viejo Elks for a benefit for veterans – 1 auction quilt, Relay for Life – 1 auction quilt, Lake Forest Sun and Sail Club – 8 baby quilts and 8 taggie loxies for a Camp Pendleton baby shower, Orange County Child Abuse Prevention – 21 quilts for children, Royale Therapeutic Treatment Center – 2 quilts and 4 pillowcases, United Cerebral Palsy – 2 quilts, UCI Oncology – 10 quilts, Mission Internal Medical Infusion Center – 4 quilts. In addition, we donated a couple of bags of stuffed toys to the Orange County Rescue Mission.

The next Philanthropy Sewing Day is Monday, August 6<sup>th</sup>, at the Laguna Niguel Library, 30341 Crown Valley Parkway. We will be there from 10:30 until about 4:00. Please note that the September Sewing Day will be on the 10<sup>th</sup> because the first Monday is a holiday. It is open to all for as much of the day as you wish or fits your schedule.

Mary Ann Wahl  
[maryannwahl@live.com](mailto:maryannwahl@live.com)

Diana O'Connor  
[dianaconnor70@gmail.com](mailto:dianaconnor70@gmail.com)

Michelle Naas  
[mrenenaas@gmail.com](mailto:mrenenaas@gmail.com)

Mary Matura  
[rmndog@cox.net](mailto:rmndog@cox.net)

Barbara Green  
[bigrin@cox.net](mailto:bigrin@cox.net)

Liz Pickering  
[pickeringliz@gmail.com](mailto:pickeringliz@gmail.com)

Jana McDonough  
[cadymcd@cox.net](mailto:cadymcd@cox.net)



# UPCOMING SPEAKERS - BEACH CITIES QUILTERS GUILD:

August - 2108	Members Showcase	
Sept - 2018	Brenda Henning	<a href="http://www.bearpawproductions.com">www.bearpawproductions.com</a>
Oct - 2018	President's Quilt	
Nov - 2018	Pam Dinndorf	<a href="http://www.aardvarkquilts.com">www.aardvarkquilts.com</a>
Dec - 2018	Holiday Gala	
Jan - 2019	Jill Schumacher	<a href="http://www.thesewnsew.com">www.thesewnsew.com</a>
Feb - 2019	Laura Wasilowski	<a href="http://www.artfabrik.com">www.artfabrik.com</a>
Mar - 2019	Rami Kim	<a href="http://www.ramikim.com">www.ramikim.com</a>
Apr - 2019	Edyta Sitar	<a href="http://www.laundrybasketquilts.com">www.laundrybasketquilts.com</a>
May - 2019	Nick Coman	
Jun - 2019	Peggy Martin	<a href="http://www.peggymartinquilts.com">www.peggymartinquilts.com</a>
Jul - 2019	Becky McDaniel	<a href="http://www.beckymcdaniel.com">www.beckymcdaniel.com</a>
Aug - 2019	Members' Showcase	

## VISIONS ART MUSEUM

Contemporary Quilts + Textiles

2825 Dewey  
Road  
San Diego, CA  
92106

619-546-  
4872

[visions@visionsartmuseum.com](mailto:visions@visionsartmuseum.com)

*Dedicated to Quilts and Textiles*

at Liberty  
Station

## Moore's

*Sewing Machines, Cutting Fans, Vacuums  
Specialists in Sales & Service  
A Fourth Generation Family Business*

MISSION VIEJO 26390 Marguerite Hwy. (949) 580-2620  
HUNTINGTON BEACH 15041 Goldenwest St. (714) 899-3222  
CORONA 591 N McKinley St #106 (951) 736-6457  
VICTORVILLE 13210 Bear Valley Road (760) 270-4477  
THOMASTOWN 28480 Mccoy Road Ste. F & G (864) 297-3786  
OUTLET CENTER 22532 Avenida Empressa, RSM (949) 329-3459

[www.mooresew.com](http://www.mooresew.com)

We are pleased to announce a classified advertising service for our members and friends. If you sell an item, please let me know so I can remove the ad.

We will list it under Classified Ads on the website. As we are still getting used to this, we will waive the fees, \$2 for members, and \$5 for non-members.

All items must be quilt related, no services to be advertised; those would fall under normal advertising with business card. Examples would be machines for sale, fabric yardage needed or for sale. Please be sure to include at least one picture. Questions? Email Candy

We are working on getting it set up to have live l  
the website. Watch for more info in the future.

QUILT ON!

Candy Crain: [kandis55@gmail.com](mailto:kandis55@gmail.com)

**CLASSIFIED**  
**Ads**

FOR SALE: Husqvarna Viking Mega Quilter sewing machine and 12' quilting frame. It has Cruze Controller. Picture of frame at <https://www.sewingmachinesplus.com/svp-inspira-i-quilt-frame.php> Purchased new in 2005. No room in new home for this equipment. Price for entire package \$800 obo. Ruth Bailey 949-587-1311 or email [rbailey@comline.com](mailto:rbailey@comline.com)

FOR SALE: Pfaff Creative 4.5 sew/embroidery machine. I paid \$5250.00, last February, I would like to sell it for, \$4400. I also have all attachments and manuals. Donna Sparks 626-695-1238





# PLACES TO GO AND THINGS TO DO.....

## WHERE TO GO AND WHAT TO DO - SPRING/SUMMER 2018 EDITION

### August (2018)

- 4-5 Big Bear Quilt Show  
18 Olde Towne Quilters Auction/Bake Sale, 12-1 (Nipomo)  
17-18 PieceMakers, Event w/raffle, drawings, trunk show, demos, etc.

### September (2018)

- 20 & 22 San Diego Quilt Show

### October (2018)

- 13 PieceMakers, Harvest Faire, 9-3

### December (2018)

- 1 PieceMakers, Holiday Faire, 9-3

### February (2019)

- 10-22 Southern Caribbean Quilting Cruise w/ Mary Tabar

- Ventura Modern Quilt Guild meetings – 2<sup>nd</sup> Monday of the month, 6-8pm at Ventura Masonic Center
- Quilts on the Wall (Art Quilt Association), Meetings in Seal Beach on May 11 / July 14 / September 8 / November 10 in 2018
- Roadies support of Robert & Beverly Lewis Cancer Center at Pomona Hospital – patterns available at BCQG library table

Thanks to Sharon Jaeger for compiling these events, Candy







## Turn to an Easier Way of

- Create quilting and appliqué shapes with speed and precision
- Effortlessly cut many fabrics, even multiples at once
- Choose from classic, geometric and strip designs



## Cosmic Quilting

Longarm Quilting Services  
Classroom & Meeting Space

Karen Miller  
949-281-7728 mobile  
949-716-6777 studio

23011 Moulton Pkwy, A-15  
Laguna Hills, CA 92653  
cosmicquilting@gmail.com  
cosmicquilting.com



## Diana's Stitchery

Longarm Quilting & Fiber Arts  
Creative Designs in Fabric

Diana O'Connor      23361 Cobblefield Mission Viejo, CA  
cell 978-239-7830      www.dianasstitchery.com



**PAL'S**   
Sewing & Vacuum Since 1967

**(949)645-7257**

**JANOME** 

**elna NECCHI melco**

**SoCal's Largest Janome Selection**

- \* **Lowest Price Guarantee**
- \* **Complimentary Service Plans**
- \* **In House Service of All Brands**
- \* **Free Service/Repair Estimates**
- \* **Same Day Service Available**

**www.PalsSewVac.com**

**2299 Harbor Blvd  
Costa Mesa, CA 92626**



# MONTHLY MINI

Due to the Rummage Sale ... we will not be having a Monthly Mini this month.... Thank you Jan & Robin

YOU, TOO CAN BE A WINNER.  
ALL IT TAKES IS ONE TICKET.

Katy Lillie was our July winner!



# Hospitality

August is the end of the summer. If it is your birthday month please bring treats to be shared.

From the Editor, Carrie Donohoe on behalf of Denise

Denise Morisset

# FRIENDSHIP CIRCLES

Friendship Circles are an integral part of your experience of being a Beach Cities Quilters Guild member. You form strong relationships with the other members of your Friendship Circle, and enjoy the camaraderie of interacting with quilters who like to work on the same type of quilting projects as you do. If you choose to meet on weeknights, during the day or on weekends, there will be a group for you to join. Stop by the Friendship

Circle table at the next Guild meeting and let us know your interests (batiks, modern quilts, art quilts, etc.), and we will get you connected with the group most suited for you. Don't miss out on the fun of being a part of a Friendship Circle!







## 2018 Murder and Mayhem Murder Mystery Quilt Block of the Month

Do you love to quilt? Do you love to read a great mystery? Join us!

Join the 2018 Murder and Mayhem Murder Mystery Quilt Block of the Month (BOM) and share your love of reading and quilting with fellow enthusiasts. Have fun, make new friends. And...win prizes!!!

Registration is now open and continues through September 30, 2018. This BOM starts on September 1st. When you register, you'll receive by email the fabric list for this quilt so that you can start gathering up your fabric. On September 1st (and the first of each month thereafter), you'll receive a chapter of our exclusive murder mystery, *The Devil You Know*, and the cutting and sewing instructions for that month's quilt block. We'll set up a Members Only Facebook page so that you can ask questions, post photos, and generally share the fun!!

At the end, you will have made a gorgeous quilt specially designed for this BOM and you'll know whodunit!!

You can find out more at our website [www.murderandmayhemquilts.com](http://www.murderandmayhemquilts.com).

Address: Murder and Mayhem Murder Mystery Quilts

PO BOX 1832


Auburn WA 98071-1832

Telephone: 206-432-5705

Email: [cs@murderandmayhemquilts.com](mailto:cs@murderandmayhemquilts.com)



MSQC1203



Quilt is 50" x 59".

## X'S AND O'S

### Fabric Requirements:

#### **Blocks:**

Prints: 2 Charm Packs™ (80-5" squares)

Solid: 1 Charm Pack™ (40-5" squares)

**Solid Inner Border:** ½ yard

**Final Border & Binding:** ⅞ yard

**Backing:** 3 yards



# X'S AND O'S

Quilt is 45" x 45".

## Fabric requirements for Roadies Give Back:

The 2½" Squares (Solid - Under the Directions) must be in solid, or printed fabric black - but the print should be mostly black.

The 5" Square (Print - Under the Directions) must be in brights - any color is appropriate.

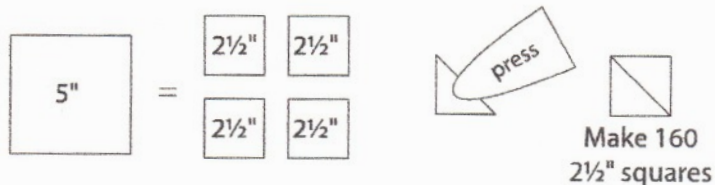
Some Content Changed to Match the Goals of Roadies Give Back at Road to California Quilters' Conference & Showcase.  
Pattern Provided Courtesy of:



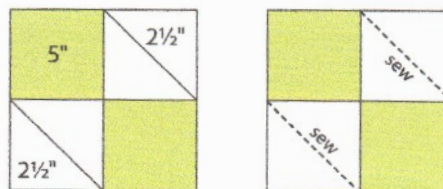
Instructions include a ¼" seam allowance.

## Blocks

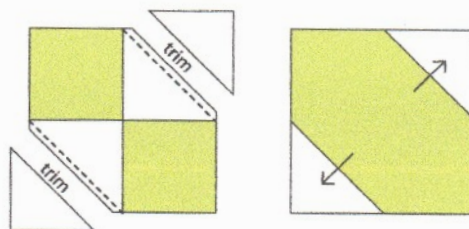
- 1 Solid Charm Pack™:** Cut each square in half twice to make 4 matching 2½" squares. Press the 2½" squares in half on the diagonal (or draw a line on the diagonal). Press 160 squares.



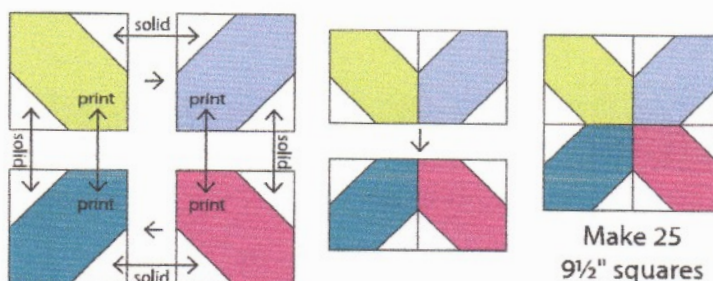
- 2 Block:** Layer a two 2½" Solid squares on the lower left and upper right corner of the one 5" Charm square, right sides together. Sew on the diagonal lines.



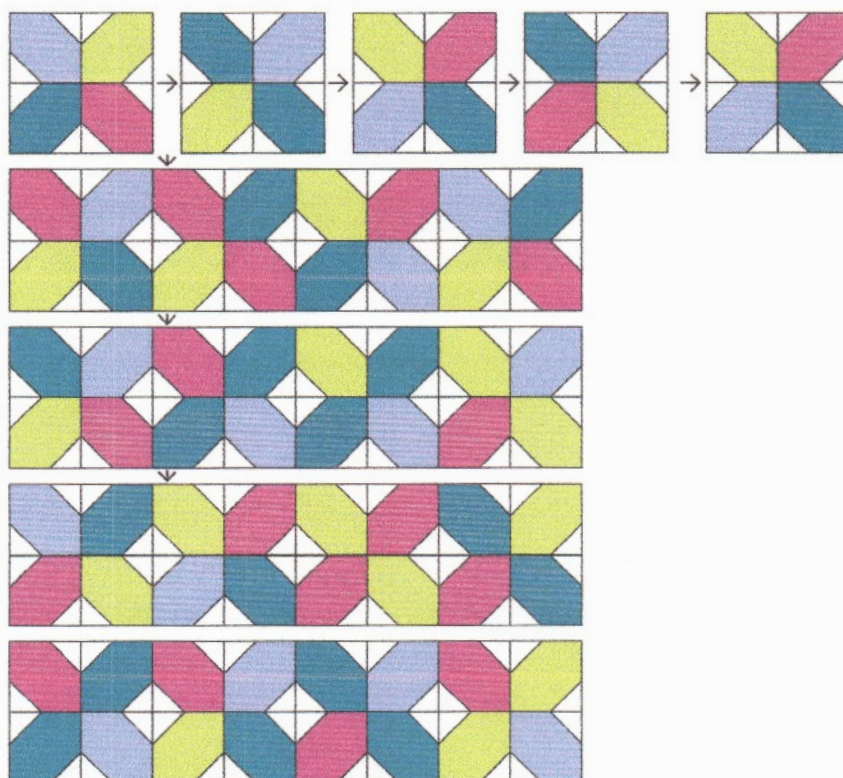
- Trim ¼" from the seam lines. Press to the corners to form triangles. Repeat to make a total of 100 Blocks that are 5" square



- 3 Large Block:** Take 4 Blocks and lay them solid to solid and print to print.



- 4 Assembly:** Sew the Large Blocks into 5 rows that each have 5 Large Blocks. Press the rows in alternating rows. Combine the rows.



## Purpose

Roadies Give Back is returning to Road to California 2019 in a big way! The donations received by the Robert and Beverly Lewis Cancer Care Center were loved and enjoyed by cancer patients of all walks of life.

We are continuing in supporting the Cancer Care Center and hoping to provide even more quilts for the patients to keep warm with during their treatments.

Your assistance is greatly appreciated in any way possible. If you cannot attend our Saturday Night event, you can send completed X's -O's quilts, blocks and/or tops for us to donate.

## Roadies Give Back - X's and O's Directions and Information

### Directions

Please follow the X's - O's directions to create the blocks. We have modified the pattern. Please use a black background fabric. Foreground fabric can be any colors you would like.

We need various stages of progress, for Saturday evening. We need tops that are pinned and ready to quilt, tops that are quilted and needing binding. We need finished blocks. Pretty much anything you can do will help!

We encourage you to go through your stash. If you cannot participate in making a block, you can donate fabric from your stash for our crew to use in the quilts.

**Roadies Give Back will take place on Saturday January 26, 2019  
at the Ontario Convention Center in Ontario, California  
[www.road2ca.com](http://www.road2ca.com)**