



# Stitches in the Sand

WWW.BEACHCITIESQUILTERS.ORG

July 2018

**MEETING DATE:** Thursday, July 12, 2018 **Social Hour** 6:30 p.m. **Meeting Starts at 7:00 p.m.**



## July Guest Speaker Tonya Alexander

She's a quilter, designer  
and all-out fabric lover (not  
to mention mom, wife and

the owner of one very spoiled dachshund!)  
She's a transplant from sunny southern  
California and now lives in the beautiful  
Pacific Northwest. She didn't start out to be a  
quilter, she just wanted to make one quilt for  
a home decorating project for her daughter's  
room. No one warned her about the power  
and addictive qualities of fabric and quilting!  
She's not at all sorry about that though. She  
decided very early on to only make what she  
loves and love what she makes and she has  
been very happy with that decision. She plans  
to quilt as long as she has fabric, so at this  
rate, that pretty much means forever!

### TABLE OF CONTENTS

Page 2 - Presidents Message
Page 3 - President's Quilt
Page 4- - Quilt Show
Page 7 - Door Prizes
Page 8-9 - Block of the Month
Page 10-11 BCQG Volunteers
Page 12-16 - Workshops
Page 17 - Philanthropy
Page 17- Upcoming Speakers
Page 18 - Classifieds
Page 20 Area Happenings
Page 22 - Monthly Mini
Page 23 - Friendship circles
Page 24 - Hospitality
Page 25 - Rummage sale
Page 26-29 General Interest and Roadies Give Back

PLEASE REMEMBER THE PRE-MEETING  
DINNER AT CPK AT 4:30

# PRESIDENT'S MESSAGE

It's July, it's summer, and the quilt show is now behind us. Congratulations to everyone who participated, you helped make this our most successful show in recent years.

Now it's time to focus on what is next for our guild. We'll be having our member showcase in August and we have a fun evening to look forward to in December. We also have our Tea and Tour in April, but that's still a ways off.

In the meantime, we are looking to enhance the meeting experience for guests and new members. It's hard to feel comfortable in a crowd as large as ours when you don't know anyone, so we're looking at ways to draw the newcomers into the fold. Starting this month, we will be designating pairs of chairs for newcomers and their "welcomers". Several people have stepped forward and volunteered to welcome the newbies, show them around and then sit with them during the meeting.

Welcome signs will be placed on the backs of the designated chairs so that the welcomers can easily find a spot to sit with their new friend. In order to create a more friendly and welcoming environment, we are asking that members saving seats for their friends please limit the total number of seats to 4 in a given row. This will give established members a greater chance of sitting next to someone new to them and perhaps making a new friend. For those of you who are new to the guild, even if you've attended a few meetings, please feel free to approach one of our welcomers and then have a new friend to sit with.

*-Mary Mulcahey*



### **PRESIDENT'S QUILT UPDATE**

I have all your wonderful blocks, now I'm in the process of making a quilt for our president, Mary Mulcahey. SHE CHOSE a great theme "UNDER THE SEA" so it will be fun to include some creative ideas I have been thinking about.

Come August, we will start our "old fashioned" Quilting Bees. The following guild members have generously opened up their homes to host our "BEES".

Please, look at your calendars and see if you can take some time to drop by and put some personal stitches into Mary's quilt. I can't tell you how much Mary will appreciate your kindness in the years to come.

Mary Mulcahy 2018 quilting bees schedule			
Elaine Pappas-Pucket, 28822 Jaeger, Laguna Niguel			
949-831-1072	30-Jul	9:00-3:00	
	31-Jul	9:00-3:00	
	1-Aug	9:00-3:00	
	2-Aug	9:00-3:00	
	3-Aug	9:00-3:00	
	4-Aug	9:00-11:00	
Regina Moore, 24381 Via Madrugada, Mission Viejo			
949-677-5725	6-Aug	9:00-3:00	
	7-Aug	5:00-8:00	
	8-Aug	5:00-8:00	
	9-Aug	9:00-3:00	
	10-Aug	9:00-3:00	
	11-Aug	9:00-3:00	
Karen Gutherie, 621 Calle de Sota, San Clemente			
949-887-3458	13-Aug	2:30-6:00	
	15-Aug	2:00 - 4:30	
	16-Aug	2:00-4:30	
	17-Aug	1:00-5:00	
	18-Aug	10:00-1:00	
Paula Pangle, 24291 Ontario Lane, Lake Forest			
714-600-3509	20-Aug	9:00-1:00	
	21-Aug	9:00-1:00	
	22-Aug	9:00-1:00	
	23-May	9:00-1:00	
	24-Aug	9:00-1:00	
	25-Aug	9:00-1:00	
Polly Hada, 27282 Via Amistoso, Mission Viejo			
949-581-2055	28-Aug	TBD	
	30-Aug	TBD	

Please call me so I can put your name down. I will have the sign-up sheets at our July guild meeting.

Fondly,  
Sherri Peltier



## Quilt Show Results

## Thanks to the co-chairs

Here are the financials for our “Sunshine, Lollypops & Rainbows” Quilt Show. We all worked very hard to make this a great show, and one to remember for years to come.

Total income was \$55,705 - \$10,500 more than budget and \$7,300 more than the incredibly successful 2016 show.

Vendors - \$15,615

Opportunity quilt tickets - \$13,671

Admissions - \$11,641

Auction results - \$7,231

Boutique - \$4,036

Raffle Baskets - \$3,061

Pins - \$353

Total expenses were \$21,156

Material (as in significant, not fabric) expenditures included:

Facility including table, chair and linen rentals - \$17,844

Opportunity quilt – construction and tickets - \$1,154

Net Cash \$34,551



# Basket Raffle

Thank you to everyone who supported the Raffle Baskets for our Quilt Show. It was a huge success because you either made a basket, donated items for a basket or purchased tickets to win a basket. I would especially like to acknowledge and thank the following people/groups who donated baskets or items:

Bobbin Babes Friendship Group

Jan Johnson

Mary Arntz

The Material Girls Friendship Group

Julie Greenspan

Sherri Peltier

Debbie Fradin

The Wooly Gals Friendship Group

Moore's Sewing Center

Jim Peters

Marian Mapes

Scrap Baggers Friendship Group

The Wool Gathers Friendship Group

Elaine Pappas-Puckett

Thank you from the bottom of my heart, you all out did yourselves (again).

Janice Elliott

Lillian's quilt shack on Etsy

pre-cuts, fabric & handmade quilts

Quiltmymemories.com

T-shirt, memory quilts and custom quilts

949-583-0867

Lillianplee@cox.net

longarm computerized machine quilter



Sheri Siedentop, Proprietor



**THE QUILT  
CUPBOARD**

1243 E. Imperial Hwy

Placentia, CA 92870

714-993-3091

sheri@thequiltcupboard.net    www.thequiltcupboard.net



**PAL's** 

Sewing & Vacuum Since 1967

**(949)645-7257**

**JANOME**



**elna NECCHI melco**

**SoCal's Largest Janome Selection**

- \* **Lowest Price Guarantee**
- \* **Complimentary Service Plans**
- \* **In House Service of All Brands**
- \* **Free Service/Repair Estimates**
- \* **Same Day Service Available**

**www.PalsSewVac.com**

**2299 Harbor Blvd  
Costa Mesa, CA 92626**



Dress the Globe

**Handi  
Quilter**

OFFICIAL RETAILER

Orange  
County's  
**ONLY**  
HandiQuilter  
Dealer



# DOOR PRIZES

Happy July!

Door Prizes would like to thank everyone who helps us each month by picking up door prizes at local quilt shops, near and far and brings them to Guild. What a difference it makes to have a great team working together to make our giveaway each month so diverse and fun! It is the BCQG members that make it more fun than work and we are sincerely grateful for their help and friendship.

Deborra and I will be turning in our Door Prize Committee hats after September, so we are looking for some wonderful, fun-loving, quilt-shop loving members to take the reins and keep Door Prizes going. It is a great job for 2 or more people to share, or a friendship group and you don't have to be a seasoned member of BCQG to do it. DP is a well-oiled machine and everything is in place, we just need a few people to work the table and keep it running. If you are interested, let us know and we can talk to you about it. No pressure!

Don't forget ... OC Sewing (formerly All Brands/inside the Irvine Joann's store) will give BCQG members 10% off if they mention the Guild when shopping (except on machines and specials). Thank you OC Sewing!

We thank the following businesses for their generous donations to our Guild for the month of June:

Fat Quarters Quilt Shop: Row by Row kit

Hoffman Fabrics: roll of Bali batiks

Grand Country Quilters: Grab Your Grocery Bag kit, 2 patters, fat quarters

Moore's Sewing: 3, \$10 gift cards

OC Sewing: Bobbin doughnut holder, needles

Orange Quilt Bee: 2, \$10 gift cards

Quilt in a Day: Patty Cake Quilt Pattern

Rosie's Calico Shop: project bag, fabric, needles

The Quilter's Faire: book, 2 patterns

Happy Summer Sewing!

Keri and Deborra

## BLOCK PARTY


We'll be handing out the instructions for our 10<sup>th</sup> block at the July meeting. That means there are only 2 more blocks to complete this year's offering, however, there will be 8 more bonus blocks so you can complete your top of 20 blocks like the one we've been showing at Guild each month. So - how do you get these "extra" blocks? We will be publishing a booklet containing ALL 20 blocks that will be available at the September and October meetings for \$5. We are going to start taking orders for this booklet at the July meeting, so come to the Block Party table and sign up. We will only be printing the number of booklets for the orders received, so don't miss out on this offer.

If you are not participating in the Block Party but would like to order a booklet for yourself or to give some as gifts, be sure to sign up on the order sheet. Many of you don't choose to participate throughout the year, but like to obtain a copy of the booklet, so this is your chance to do that.

Thank you to all the enthusiastic participants this year! It has been fun seeing your blocks each month as you enter the raffle to get a chance at a prize. Don't forget - there will be an announcement about the SUPER prize at the September meeting. You just have to have your top completed and shown at the November meeting to qualify for the big prize. Keep those blocks coming in!

- Evening Strippers Friendship Group





**Block Party – 2017-2018**

**June 2018**

## **CHISHOLM TRAIL**

**Fabric A: (Darkest Fabric)**

Cut a strip  $3\frac{1}{2}'' \times 7''$ . Sub-cut into 2 –  $3\frac{1}{2}''$  squares.

**Fabric B: (Medium Fabric)**

Cut a strip  $3\frac{1}{2}'' \times 28\frac{1}{4}''$ . Sub-cut into 8 –  $3\frac{1}{2}''$  squares.

Cut a strip  $4'' \times 12\frac{1}{4}''$ . Sub-cut into 3 –  $4''$  squares.

**Fabric C: (Background Fabric)**

Cut a strip  $3\frac{1}{2}'' \times 26\frac{1}{4}''$ . Sub-cut into 4 –  $3\frac{1}{2}'' \times 6\frac{1}{2}''$  rectangles.


Cut a strip  $4'' \times 12\frac{1}{4}''$ . Sub-cut into 3 –  $4''$  squares.

Draw a diagonal line corner to corner on the back of Fabric C  $4''$  squares. Make HSTs by laying Fabric C squares right sides together on Fabric B  $4''$  squares. Sew  $\frac{1}{4}''$  on each side of the drawn line; cut on the drawn line and press toward the darker fabric. Square up these 6 HSTs to  $3\frac{1}{2}''$ .

Draw a diagonal line corner to corner on the back of Fabric B  $3\frac{1}{2}''$  squares. Place a Fabric B square right sides together on the right side of a Fabric C rectangle. The drawn line should go from the upper middle down to the right corner of the rectangle.



Stitch on drawn line. Lay a ruler on the stitched line and trim excess fabric to  $\frac{1}{4}''$  toward the corner. Press to corner.



Repeat the process above on the left side of the Fabric C rectangle; watch orientation of the drawn line.



Your rectangle should now look like this diagram that is known as a Flying Geese unit. Make 3 more of these units.



Sew the center 4-patch in Row 2 together. Lay out all completed units and Fabric A squares as shown in the diagram at the top. Sew the horizontal rows together, pressing the seams on Rows 1 and 3 to the left and Row 2 to the right. Sew completed rows together, pressing away from the center row.

The unfinished block should measure  $12\frac{1}{2}'' \times 12\frac{1}{2}''$ .

## **MEMBER VOLUNTEERING**

Greetings - There are many committees that keep Beach Cities Quilters Guild the success that it has been since starting in 1992. Over the years, ladies have been involved in many of these committees either after being a member for a few years or upon joining.

As a new member, you may not feel comfortable asking to be on a committee. Kathleen and I would like to help with that. Originally committees had one chairperson. Over the years, it has changed to co-chairladies which makes the position a bit easier. These ladies can always use an extra hand.

A suggestion to helping get involved would be to just sit with a committee at the guild meetings. This will give you first-hand knowledge of how that committee works. You may decide this is great and you would like to become an official committee person. Or, you may decide that you would rather not be part of that committee but perhaps another. Totally fine to change. This is just a way to see the inner workings of the various committees in particular and the guild as a whole.

This doesn't only pertain to new members. Some who have been members over the years have had young children, full-time work schedules, etc. which have made it hard to also volunteer for guild committees. If your situations have changed, this might be an opportune time to get more involved.

If you would like to do this, you can either go directly to the committee chair or check with Kathleen and I and we can introduce you personally to that person. This is just an introduction to the committee; you are not committed. But, if you would like to help, fantastic. Perhaps when it comes time for the new president to ask for committee volunteers, you will have a specific area you in which you would like to help.

Please consider this. Beach Cities NEEDS YOU!!!!

Pat Pardoen and Kathleen Walker



## BCQG VOLUNTEER SURVEY

Our Guild has been successful because of the time, energy, and generosity of its volunteers. Please take a few moments to review the descriptions of the various Board positions, printed in the Bylaws section of your BCQG Roster. These are just a few of the many ways you can become involved and get to know other members. Please volunteer or submit recommendations for the following offices and committees. Please return your completed survey by the June 14<sup>th</sup> Guild meeting to the Parliamentarian. Please call or send an email if you have any questions. Marian Mapes, Parliamentarian, mmapes1231@aol.com or 33695 Marlinspike Dr, Dana Point, CA 92629

### EXECUTIVE BOARD

President

---

1<sup>st</sup> Vice President – Programs

---

2<sup>nd</sup> Vice President – Membership

---

3<sup>rd</sup> Vice President – Facilities

---

Secretary

---

Treasurer

---

### STANDING COMMITTEES

Chair

Assist/Help When Needed

Advertising

---

---

Block Party

---

---

Door Prizes

---

---

Friendship Groups

---

---

Hospitality

---

---

Internet

---

---

Monthly Mini

---

---

Newsletter

---

---

Philanthropy

---

---

Secret Sisters

---

---

Show & Tell

---

---

SCCQG Representative

---

---

Spring Event 2019

---

---

Quilt Show 2020

---

---

Ways and Means

---

---

Welcoming

---

---

Workshops

---

---

# WORKSHOPS

## General Information for Workshops

### Place:

Our workshops are held at Community Presbyterian Church, 32202 Del Obispo Street, San Juan Capistrano, CA 92675.

Time: 10:00 a.m.-4:00 p.m. You may arrive 15 minutes early to set up your work space. Remember to bring your lunch/drink/snack.

Fee: \$40.00 payable at sign-up. No refunds, but you may find a substitute to fill your spot and have them pay you.

### ***A quote from Tanya Alexander. Our July guest speaker:***

***“Class Full.” Those are delightful words for a teacher offering a class – a bummer if you were trying to get into the class too late! Do you take classes at your local quilt shop, at conferences, or with your guild? Classes can be so much more than learning a specific technique or quilt pattern. As a teacher and as a student myself, here’s what I love about them:***

- shared passion, excitement for our craft and truly the art of quilting***
- support and encouragement from other quilters***
- Idea overload – in a good way!***
- a different perspective***
- learning a new project, the actual content of the class itself...***



## July: Tonya Alexander “Exit Stage Left”



### Exit Stage Left – modern string quilts workshop

Teacher/Designer: Tonya Alexander

This workshop will explore several possibilities for using 1 ½"-wide scrap strips. The focus project is “Exit Stage Left” but an assortment of additional scrap projects will also be explored as well. In addition to basic project directions, instruction will include: alternative grid work, block scale, scrap fabric selection, effects of value, working with scraps & neutrals, layout tips and tricks, and lots of time to play with fabric!



#### Suggested materials/tools:

- Your copy of **Stash Lab Manual: String Theory**
- Sewing machine and all regular sewing supplies
- Personal pressing station supplies, if desired and possible in the space.
- Cutting mat, rotary cutter, 6" x 12" ruler, or similar size of your preference for cutting strips
- 6 ½" x 6 ½" square ruler
- Temporary marking pen or pencil
- Fabric as listed in project directions

#### Preparation/before class:

I recommend that you cut your fabric strips and piece the white and gray strip set units before class so that you have more time for actual block construction and quilt top layout during class time.

#### A note on fabric selection:

Low volume fabrics are light printed background fabrics that can include white, beige, gray, or even light pastels. In this project, the white background fabrics and gray fabrics create subtle contrast that give the arrows their definition. Take a look at the sample as well as pictures in the lab manual when making your fabric selections. The more the better! The gradient yellow/orange fabrics can be switched out with any color of your choosing, just bring a wide range to choose from. We'll piece the orange row together so no need to pre-sew the strip sets for these before class.

I hope you'll join us. I'm looking forward to spending the day with you and playing with fabric – we're going to have a great time!

Happy Stash quilting, *Tonya*





Friday, September 14, Brenda Jennings will teach

## Improv Drunkard's Path

Curved piecing for the timid. These wonky blocks are cut freehand and sew together quickly. Fun to sew with no pinning necessary. The blocks will be trimmed to size - no need to be perfect!



brenda@bearpawproductions.com www.bearpawproductions.com

Finished Size ~ 54" x 46"

Fabric Requirements and Cutting Instructions

Dark 1 charm pack 40 ~ 5" squares

Background 2 ½ yards

cut 40 ~ 5" squares

\*\*\*If you would prefer a smaller project

~ 8 light 5" squares and

~ 8 dark squares

the smaller project will not fill a 6 hour class

## **Supply List**

**Pattern: provided by Brenda**

**Sewing Machine**

**Thread to blend with fabrics**

**Rotary Cutter with new blade**

**Cutting Mat (12" x 18")**

**Ruler (12" - 14" sufficient)**

**Stiletto or bamboo skewer for guiding fabric**

**4 ½" square ruler (or slightly larger)**

**Finger Presser**

**Pins**

**Seam Ripper**

**White Chalk marking pencil**



# November 9 workshop with Pam Dinndorf





# PHILANTHROPY



July, 2018

We're having such a successful year in Philanthropy. It's truly a wonderful thing to see how this entire Guild contributes to the community via this program. We touch so many lives. Thank you to each and every one of you for your participation in the guild, which results in our Guild having this terrific philanthropic program.

Between the May and June meetings, we donated 47 quilts, 20 NICU blankets, and 35 pillowcases. Quilts went to Dana West Yacht Club (an auction quilt for a cancer research and treatment benefit), Sea Crest Hospice (1 quilt for a veteran), individuals in need (3 quilts), Orange County Child Abuse Prevention (19 quilts and 18 pillowcases), UCI Oncology (7 quilts), Royale Therapeutic Treatment Center (1 quilt and 17 pillowcases), UCP (1 quilt for a resident and 1 auction quilt for their benefit), CHOC (13 quilts). We also donated 20 NICU blankets to the Neo Natal Unit at Saddleback Hospital.

When we showed the philanthropy quilts at the meeting, there was some interest in a patriotic quilt with large white stars. The pattern for that quilt is from Missouri Star Quilters. It is called Big Wonky Star – made with 10" squares and a yard of other fabric for the stars. We made it a little smaller than the pattern. There is a tutorial on the MSQ website.

I want to say a special thanks to all those that are helping quilt baby quilts. If we can keep doing that, it will be easy to keep up with the need. Well, maybe not easy, but we certainly will be able to help the military families.

The next Sewing Day will be Monday, July 2<sup>nd</sup>, at the Laguna Niguel Library, 30341 Crown Valley Parkway, in Laguna Niguel. We will be there from 10:30 until about 4:00. We have such a good time and really accomplish an amazing amount of work. Show and Tell is at 11:00.

Mary Ann Wahl  
[maryannwahl@live.com](mailto:maryannwahl@live.com)  
Barbara Green  
[bigrin@cox.net](mailto:bigrin@cox.net)

Diana O'Connor  
[dianaoconnor70@gmail.com](mailto:dianaoconnor70@gmail.com)  
Liz Pickering  
[pickeringliz@gmail.com](mailto:pickeringliz@gmail.com)

Michelle Naas  
[mrenenaas@gmail.com](mailto:mrenenaas@gmail.com)  
Jana McDonough  
[cadvmcd@cox.net](mailto:cadvmcd@cox.net)

Mary Matura  
[rmndog@cox.net](mailto:rmndog@cox.net)

# UPCOMING SPEAKERS - BEACH CITIES QUILTERS GUILD:

July - 2018	Tonya Alexander	<a href="http://www.stashlabquilts.com">www.stashlabquilts.com</a>
August - 2108	Members Showcase	
Sept - 2018	Brenda Henning	<a href="http://www.bearpawproductions.com">www.bearpawproductions.com</a>
Oct - 2018	President's Quilt	
Nov - 2018	Pam Dinndorf	<a href="http://www.aardvarkquilts.com">www.aardvarkquilts.com</a>
Dec - 2018	Holiday Gala	
Jan - 2019	Jill Schumacher	<a href="http://www.thesewnsew.com">www.thesewnsew.com</a>
Feb - 2019	Laura Wasilowski	<a href="http://www.artfabrik.com">www.artfabrik.com</a>
Mar - 2019	Rami Kim	<a href="http://www.ramikim.com">www.ramikim.com</a>
Apr - 2019	Edyta Sitar	<a href="http://www.laundrybasketquilts.com">www.laundrybasketquilts.com</a>
May - 2019	Nick Coman	
Jun - 2019	Peggy Martin	<a href="http://www.peggymartinquilts.com">www.peggymartinquilts.com</a>
Jul - 2019	Becky McDaniel	<a href="http://www.beckymcdaniel.com">www.beckymcdaniel.com</a>
Aug - 2019	Members' Showcase	

## VISIONS ART MUSEUM

Contemporary Quilts + Textiles

2825 Dewey  
Road  
San Diego, CA  
92106

619-546-  
4872

[visions@visionsartmuseum.com](mailto:visions@visionsartmuseum.com)

*Dedicated to Quilts and Textiles*

at Liberty  
Station

*Moore's*

*Sewing Machines, Cutting Fans, Vacuums  
Specialists in Sales & Service  
A Fourth Generation Family Business*

MISSION VIEJO 26390 Marguerite Hwy. (848) 580-2620  
HUNTINGTON BEACH 15041 Goldenwest St. (714) 899-3222  
CORONA 591 N McKinley St #106 (951) 736-6457  
VICTORVILLE 13210 Bear Valley Road (760) 270-4477  
THOUSANDS 28480 Metz Road Ste. F & G (858) 297-3786  
OUTLET CENTER 22532 Avenida Impresa, RSM (949) 329-9459

[www.mooresew.com](http://www.mooresew.com)



We are pleased to announce a classified advertising service for our members and friends. If you sell an item, please let me know so I can remove the ad.

We will list it under Classified Ads on the website. As we are still getting used to this, we will waive the fees, \$2 for members, and \$5 for non-members.

All items must be quilt related, no services to be advertised; those would fall under normal advertising with business card. Examples would be machines for sale, fabric yardage needed or for sale. Please be sure to include at least one picture. Questions? Email Candy

We are working on getting it set up to have live l  
the website. Watch for more info in the future.

QUILT ON!

Candy Crain: [kandis55@gmail.com](mailto:kandis55@gmail.com)

**CLASSIFIED** n  
**Ads**

FOR SALE: Husqvarna Viking Mega Quilter sewing machine and 12' quilting frame. It has Cruze Controller. Picture of frame at <https://www.sewingmachinesplus.com/svp-inspira-iquilt-frame.php> Purchased new in 2005. No room in new home for this equipment. Price for entire package \$800 obo. Ruth Bailey 949-587-1311 or email [rbailey@comline.com](mailto:rbailey@comline.com)

FOR SALE: Pfaff Creative 4.5 sew/embroidery machine. I paid \$5250.00, last February, I would like to sell it for, \$4400. I also have all attachments and manuals. Donna Sparks 626-695-1238



# PLACES TO GO AND THINGS TO DO.....

## WHERE TO GO AND WHAT TO DO - SPRING/SUMMER 2018 EDITION

### July (2018)

21 & 22

Orange Grove Quilters Guild Show, Sat 9-4 & Sun 9-2 \$10

### August (2018)

18

Olde Towne Quilters Auction/Bake Sale, 12-1 (Nipomo)

17-18

PieceMakers, Event w/raffle, drawings, trunk show, demos, etc.

### September (2018)

20 & 22

San Diego Quilt Show

### October (2018)

13

PieceMakers, Harvest Faire, 9-3

### December (2018)

1

PieceMakers, Holiday Faire, 9-3

### February (2019)

10-22

Southern Caribbean Quilting Cruise w/ Mary Tabar

- **Ventura Modern Quilt Guild meetings – 2<sup>nd</sup> Monday of the month, 6-8pm at Ventura Masonic Center**
- **Quilts on the Wall (Art Quilt Association), Meetings in Seal Beach on May 11 / July 14 / September 8 / November 10 in 2018**
- **Roadies support of Robert & Beverly Lewis Cancer Center at Pomona Hospital – patterns available at BCQG library table**

Thanks to Sharon Jaeger for compiling these events, Candy






## SHOW YOUR STUFF!!!

**The Orange County Fair is accepting submissions of items to show at the fair. The instructions are here:**

**<https://ocfair.com/oc-fair/competitions-contests/how-to-enter/>**

**The fair runs from July 15 through August 12.**



### Turn to an Easier Way of

- Create quilting and appliqué shapes with speed and precision
- Effortlessly cut many fabrics, even multiples at once
- Choose from classic, geometric and strip designs



### Cosmic Quilting

Longarm Quilting Services  
Classroom & Meeting Space

Karen Miller

949-281-7728 mobile


949-716-6777 studio

23011 Moulton Pkwy, A-15

Laguna Hills, CA 92653

cosmicquilting@gmail.com

cosmicquilting.com



### SCCQG VOLUNTEERS NEEDED FOR BOARD POSITIONS:

Candidates this year: President,

Programs Chairperson,

Newsletter Editor, and Secretary. Regina DeMatteo has stepped forward

We have two incumbents, Sonia Das, President, and

Stephania Bommarito, Programs Chairperson, who will run again.

This means that we need to find a person willing to serve as Secretary.

Please note that they are two-year terms.

Section 11. Secretary. The Secretary shall act as the Chief Recording Officer of the Council and shall affix the seal of the corporation to all documents and records requiring same. The Secretary shall be responsible for maintaining minutes of all Council and Board meetings and providing same to Council and Board members for their approval. The Secretary shall maintain the Council's Articles of Incorporation and Bylaws, as amended and a record of all Board Officers and their addresses.

The Secretary shall have such other responsibilities given to him/her by the Board.



# MONTHLY MINI



Bev Komatsu had been a member of BCQG since 2006. She started sewing at age 10 when her mother sent her to Singer Sewing School.....twice so it would take. She took her first quilt class in 1979, did not like the way the quilt was to be put together and abandoned it until 1996 when she took up quilting again. She liked all kinds of quilting but has decided that there will be no more big bed sized quilts in her life. Wall hangings and more art quilts are the way she would like to go. And yes, she finished that 1979 quilt 19 years after it was begun and it proudly adorns a bed in a guest bedroom in its brown & rust and avocado green glory! Thanks Mini Makers...Jan & Robin

**YOU, TOO CAN BE A WINNER.  
ALL IT TAKES IS ONE TICKET.**

**JULIA RENAUD WAS OUR JUNE WINNER**



# FRIENDSHIP CIRCLES

Friendship Circles are an integral part of your experience of being a Beach Cities Quilters Guild member. You form strong relationships with the other members of your Friendship Circle, and enjoy the camaraderie of interacting with quilters who like to work on the same type of quilting projects as you do. If you choose to meet on weeknights, during the day or on weekends, there will be a group for you to join. Stop by the Friendship Circle table at the next Guild meeting and let us know your interests (batiks, modern quilts, art quilts, etc.), and we will get you connected with the group most suited for you. Don't miss out on the fun of being a part of a Friendship Circle!





# Hospitality

JULY IS THE MONTH TO OUR NATION AND  
THE FREEDOM WE ENJOY

TREATS WE ALL LOVE WILL BE ENJOYED.

FROM THE EDITOR, CANDY CRAIN ON  
BEHALF OF DENISE

Denise Morisset

What does that mean?



**HST = HALF SQUARE  
TRIANGLE**

**STASH = SPECIAL  
TREASURES ALL**



# RUMMAGE



## FOR CHARITY

WOW! What a lot of fun stuff was brought in Thursday night. And many people asked for more time to sort fabric and get organized. So Mary Arntz will be in the parking lot again at the July meeting. This is a great opportunity to 'let go' of a few things. We are happy to take cotton fabric, books, and quilting tools.

The sale will take place at 5:30 p.m. on Thursday, August 9th at the back of our regular meeting room. There will be no meeting fee for this date so please invite friends and family to join us for the evening.

Take a brief breather now that the Quilt Show is over and then lets attack those closets and drawers - someone else's treasure is hiding there!

Mary Arntz



FROM THE EDITOR'S DESK:



# What Knot?

## CALL FOR FIBER ART

Presented by the **Richmond Art Center** in partnership with the **Northern California Surface Design Association**

Deadline to apply: Monday, July 23

Exhibition Dates: September 11- November 16, 2018  
Juror: Camille Ann Brewer, Curator of Contemporary Art at The George Washington University Museum and The Textile Museum, D.C.

Apply online: [richmondartcenter.org/whatknot](http://richmondartcenter.org/whatknot)






# OF INTEREST FROM ROAD TO CALIFORNIA



MSQC1203



Quilt is 50" x 59".

## X'S AND O'S

### Fabric Requirements:

#### **Blocks:**

Prints: 2 Charm Packs™ (80-5" squares)

Solid: 1 Charm Pack™ (40-5" squares)

**Solid Inner Border:** ½ yard

**Final Border & Binding:** ⅞ yard

**Backing:** 3 yards

# X'S AND O'S

Quilt is 45" x 45".

## Fabric requirements for Roadies Give Back:

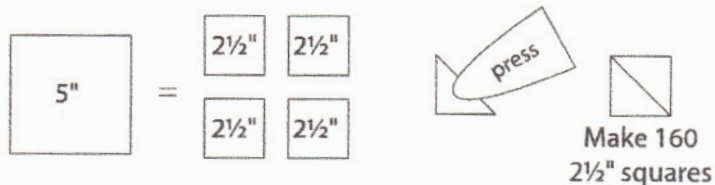
The 2½" Squares (Solid - Under the Directions) must be in solid, or printed fabric black - but the print should be mostly black.

The 5" Square (Print - Under the Directions) must be in brights - any color is appropriate.

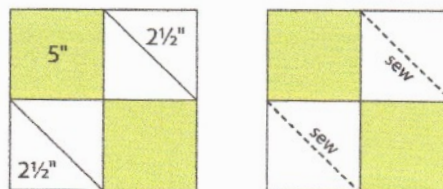
Instructions include a ¼" seam allowance.

## Blocks

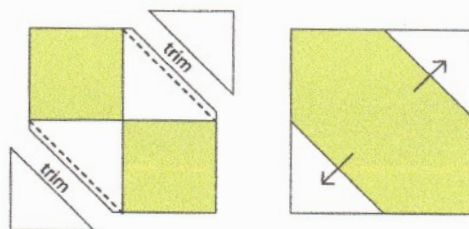
- 1 Solid Charm Pack™:** Cut each square in half twice to make 4 matching 2½" squares. Press the 2½" squares in half on the diagonal (or draw a line on the diagonal). Press 160 squares.



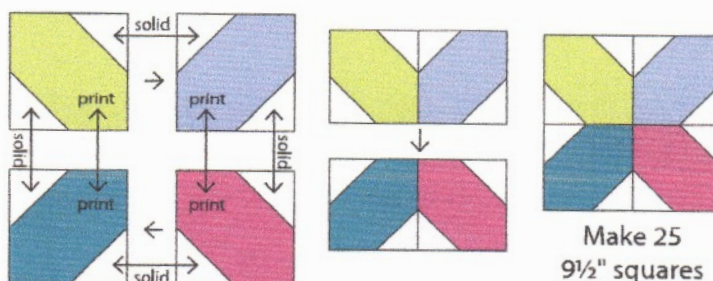
- 2 Block:** Layer a two 2½" Solid squares on the lower left and upper right corner of the one 5" Charm square, right sides together. Sew on the diagonal lines.



- Trim ¼" from the seam lines. Press to the corners to form triangles. Repeat to make a total of 100 Blocks that are 5" square



- 3 Large Block:** Take 4 Blocks and lay them solid to solid and print to print.

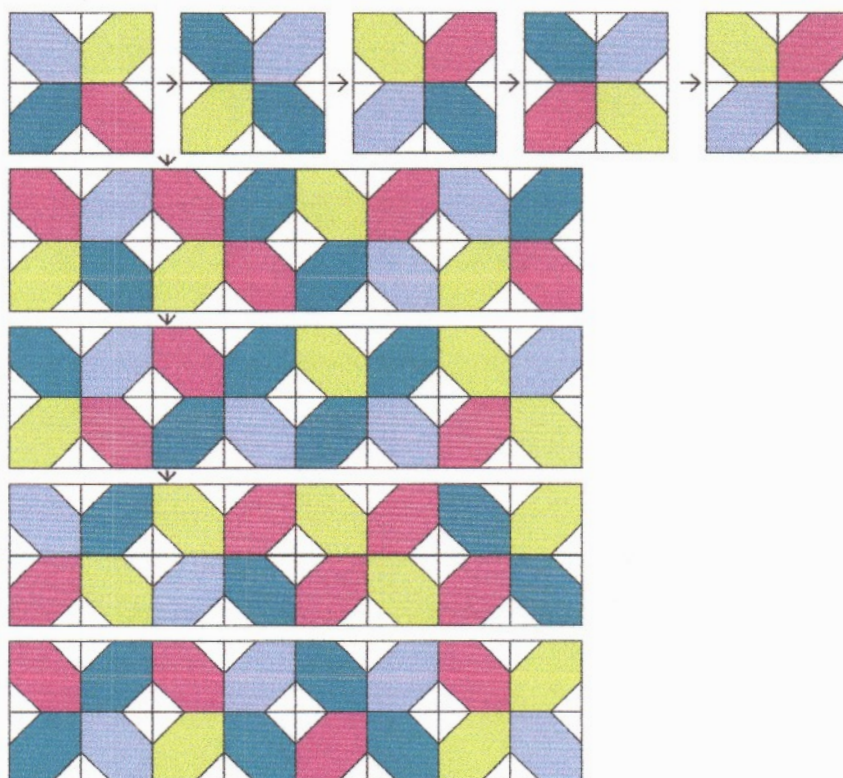


Some Content Changed to Match the Goals of Roadies Give Back at Road to California Quilters' Conference & Showcase.  
Pattern Provided Courtesy of:





- 4 Assembly:** Sew the Large Blocks into 5 rows that each have 5 Large Blocks. Press the rows in alternating rows. Combine the rows.



## Purpose

Roadies Give Back is returning to Road to California 2019 in a big way! The donations received by the Robert and Beverly Lewis Cancer Care Center were loved and enjoyed by cancer patients of all walks of life.

We are continuing in supporting the Cancer Care Center and hoping to provide even more quilts for the patients to keep warm with during their treatments.

Your assistance is greatly appreciated in any way possible. If you cannot attend our Saturday Night event, you can send completed X's -O's quilts, blocks and/or tops for us to donate.

## Roadies Give Back - X's and O's Directions and Information

### Directions

Please follow the X's - O's directions to create the blocks. We have modified the pattern. Please use a black background fabric. Foreground fabric can be any colors you would like.

We need various stages of progress, for Saturday evening. We need tops that are pinned and ready to quilt, tops that are quilted and needing binding. We need finished blocks. Pretty much anything you can do will help!

We encourage you to go through your stash. If you cannot participate in making a block, you can donate fabric from your stash for our crew to use in the quilts.

**Roadies Give Back will take place on Saturday January 26, 2019  
at the Ontario Convention Center in Ontario, California  
[www.road2ca.com](http://www.road2ca.com)**