



Stitches in the Sand

WWW.BEACHCITIESQUILTERS.ORG

April 2018

MEETING DATE: Thursday, April 12, 2018 Social Hour 6:30 p.m. Meeting Starts at 7:00 p.m.

April Guest Speaker Peg Pennell

TABLE OF CONTENTS

Page 2 - Presidents Message

Page 3 - President's Quilt

Page 4-10 - Quilt Show

Page 12 - Door Prizes

Page 13-14 - Block of the Month

Page 15-20 - Workshops

Page 21 - Philanthropy

Page 22 - Library

Page 23- Upcoming Speakers

Page 24 - Classified

Page 25 - Financials

Page 29 - Monthly Mini

Page 30 - Friendship circles

Page 31 - Hospitality

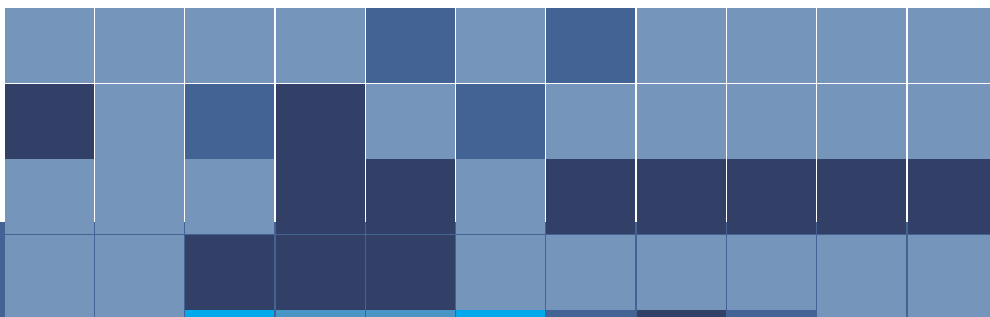
Page 32 - Rummage sale



Peg Pennell is a native Nebraskan, born and raised in Omaha. While enjoying all aspects of working with textiles, she is particularly attracted to quilts as the medium for expressing herself.

Primarily drawn to make pieces inspired by nature, Peg also delights in creating quilts with a vibrant and playful flair. She relishes the mental stimulation of designing and executing a particularly challenging project.

**PLEASE REMEMBER THE PRE-MEETING
DINNER AT CPK AT 4:30**



PRESIDENT'S MESSAGE

It's April, it's spring, it's 2 months until the quilt show. Time to hunker down and do some serious sewing. Get your quilt show entries done, finish a quilt for the auction, put together a raffle basket and, oh yes, make some goodies for the boutique. This creates a perfect opportunity for friendship groups to work as a team. By making any of these a group project, you can get an amazing amount done and have a lot of fun doing it. Remember, this is the only fundraiser we do and we rely on our earnings to bring you wonderful speakers like Lenore Crawford to enjoy and to learn from. For the newer members, participating in the quilt show not only helps the guild, you also get the opportunity to work with and get to know other members. Now that you've read this little message, go ahead and read the rest of the newsletter to find out what's really going on.

—Mary Mulcahey

PLEASE
WEAR
YOUR
NAME
TAG



PRESIDENT'S BLOCK


It's time for us to make blocks for Mary Mulcahey, President. She has picked a real fun theme with wonderful batiks for the back ground.

I started passing out the blocks at the last meeting and will have more at this upcoming meeting. Please read the directions below and do not hesitate to call me with any questions.

Fondly,
Sherri Peltier

BLOCK INSTRUCTIONS for UNDER THE OCEAN

1. Your design must fit within a 5" square in the middle of your block fabric. The committee will square up all blocks after they are turned in, so please do not cut your block down. There must be a minimum of 1 inch all around your design.
2. All methods of applique, embroidery, piecing, etc. are welcome. If you apply a raw edge applique, please zigzag the edges.
3. Embellishments are fine, just don't attach them to your block. Put them into a small baggie with your name on it and staple it to the edge of your block. The committee will attach them after quilting.
4. Your name is very important. Please write your name close to the edge of your design so it doesn't get cut off when the blocks are squared up. I will have some pens to use if you forget to sign your name.
5. Be creative and have fun. Blocks are due at the June guild meeting.



The Quilt Show is coming....

SUNSHINE, LOLLIPOPS AND RAINBOWS



94 " x 94"

Made with Kaffe Fassett Fabrics
Pattern, **Lollipop Trees**, by Kim McLean, used with permission
Made by BCQG Members
Quilted by Cecilia Quilts
Cecilia Hosford, 714-401-3563

Opportunity Quilt
tickets
\$1 per ticket
6 tickets for \$5
Candy Crain (949)547-6961
kandis55@gmail.com



Beach Cities Quilters Guild • P.O. Box 2328 Mission Viejo, CA 92690-2328

QUILT SHOW UPDATE

Our committees' are doing a splendid job of making this show one of the best for BCQG. We only have 2 spots left to fill for vendors. We have several new vendors to our show which is nice. Our Opportunity Quilt is getting rave reviews. Our income from guild sales is so impressive. Pat Pardoen has our quilt running from guild to guild.

We still need your live auctions quilts and raffle basket donations. If you or your small groups have an auction item to donate, please let Paula Pangle know even if it is not completely finished. Contact Janice Elliott regarding questions for baskets.

Our new Boutique will accept donations up to the last minute. Just remember if you like what you made, so will someone else. Please call Wendy Price with any questions. Don't forget to turn in your raffle tickets and if you are entering a quilt, make sure you get your picture taken in front of our quilt. Having our pictures along with our name is a nice touch when showing and sharing your quilt. Don't forget, we are pre-selling show tickets.

Next month, we will bring flyers so you all can take some and leave at your beauty shops, etc. to help get the word out about our show. FYI: the awards are amazing. The following are the anticipated awards we will be judging:

Best in Show

Best Theme – "Sunshine Lollypops and Rainbows"

Viewers Choice

Best Quilting

Best Hand Applique

Viewer's Choice

Best Non Quilt – clothing, home items

Best Art Quilt

Best Wool Quilt

Best Seasonal

Best Humorous



We want to thank everyone one of you that that has signed up to volunteer your time to make our show a success. We have such a giving guild, it really shows when everyone participates to their ability.

Fondly, Sherri Peltier and Jan Johnson

Even more information....

Please note Auction
Time Change



Quilts · Quilts · Quilts

Opportunity Quilt Drawing

Merchant Mall - Refreshment Vendor

Hoffman Challenge

Collection On display

Auction Saturday 2:30 pm

QUILT SHOW

June 2-3, 2018

Saturday 10am - 5pm

Sunday 10am - 4pm

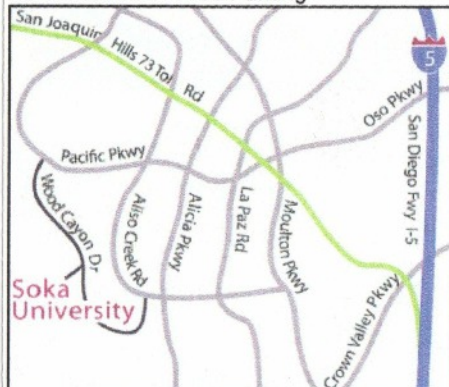
General Admission \$10.00

NO STROLLERS

Featuring:

Past Presidents, Martha Hurlburt and Sherri Peltier

Air conditioned - Free Parking



For more information:
Beach Cities Quilters Guild
www.beachcitiesquilters.org

Soka University Gymnasium

1 University Drive, Aliso Viejo, CA 92656

Exit I-5 at Oso Parkway, go west.

Oso becomes Pacific Park Drive.

Travel about 5 miles on Pacific Park Drive.

Turn left on Wood Canyon Drive.

After one mile, turn right on University.

PROCEDURES AND TURN IN DATES FOR QUILT SHOW ENTRANTS

Procedure: At the time of turn in you will receive a special plastic bag to put each quilt, garment, pillow or purse into. You will also receive a claim check form for each item, an identification label, a commemorative label for you to sew on your quilt after the show and a commemorative pin as a thank you for your participation in this year's show.

Sleeve: All quilts, no matter the size, **must** have a sleeve as we are not allowed to pin anything to the drapes. For larger bed-side quilts or those larger than 76" wide, it would be wonderful if you can have a split sleeve so that we can add an extra chain to hold your quilt at the show. Sleeve instructions will be available at the meeting and are also included in the newsletter.

Quilt Show Drop-Off Times for Your Quilt Entries will be at the home of

Nancy McBride
22751 Via Tercero
Mission Viejo, CA 92691

Friday, May 18 10 a.m. to 3 p.m.
Saturday, May 19 10 a.m. to 3 p.m.
Friday, May 25 10 a.m. to 3 p.m.
Saturday, May 26 10 a.m. to 3 p.m.

I will also be available anytime that week in between from Sunday, May 20 through Thursday, May 24, but please call ahead to schedule a time convenient for both of us.

If you have any questions or need to make other arrangements for a drop-off time, please contact Nancy McBride at (949) 951-8464.

Directions to Nancy's

I-5 to Alicia

Toward Mountains

Pass 6 stop lights

The 7th light should be Trabucco – Turn left

Go to the 1st stop light (Los Alisos) and Turn right

Go to the 1st stop light (Via Noveno) and Turn right

Go to the 3rd street and turn right (only way you can turn)

Street will curve around – at the bottom of the hill you will come to a cross street – you are then right in front of my house. I am the last house on the right. Green house.

GOOD THINGS TO KNOW FOR QUILT SHOW DAYS:

Beach Cities Quilt Show Pre-Order Lunches


This year at our quilt show that will take place June 2nd and 3rd we will be having the Titan Hospitality Group catering our lunches. Richard, owner of this company, has put together a wonderful selection of foods for you to pre-order. So instead of standing in to order your lunch you can pre-order it. His booth will be on the patio right outside the show which is also the same patio where our auction will take place.

Please fill out your lunch order and either bring it to the March – April or May general guild meeting and it will be waiting for you at the quilt show. The deadline for pre-orders is: **MAY 10th**. If you don't want to pre-order the same lunches will be available during the show. When placing your orders please circle the day you want to pick up your order and make your check out to The Titan Hospitality Group.

If you have any questions please contact me – Julia Renaud at JRenaud@cox.net.


FULL SIZE MENU FOR ORDERING CAN BE FOUND ON THE WEBSITE UNDER FORMS AND AT THE GENERAL MEETINGS.

2018 Beach Cities Quilt Show <i>"Sunshine, Lollipops and Rainbows"</i>		Order Deadline is May 10th 2018 - Please see the newsletter for further information. Payment must be cash or check made payable to Titan Hospitality Group											
Name: _____		Pickup Day/Time (Circle Desired): SAT SUN 11:00-11:30 11:30-12:00 12:00-12:30 12:30-1:00											
(Includes Sandwich, Side, Beverage and Dessert)													
Boxed Lunch (\$8.50)		<u>Sandwiches (Circle one):</u>		<u>Bread/Wrap (Circle One):</u>		<u>Toppings (Cross out unwanted):</u>		<u>Sides (Circle One):</u>		<u>Dessert (Circle Desired):</u>		<u>Beverage (Circle One):</u>	
		Roast Beef with Cheddar		French Roll		Fresh Green Leaf Lettuce		Potato Chips		Cookie		Coke Lemonade	
		Roasted Turkey with Provolone		Whole Wheat Bread		Red Onions		Fresh Fruit		Sub Fresh Cobbler (\$2)		Diet Coke Water	
		Classic Chicken Salad		Spinach Tortilla Wrap		Vine Ripened Tomatoes		Pasta Salad		Add Ice Cream (\$1)		Sprite Iced Tea	
		Hummus & Avocado Sandwich (V)										Root Beer	
Quick Salad (\$6.50)		<u>Southwestern Salad:</u>		<u>Cobb Salad:</u>		<u>Dressings (Circle One):</u>		<u>Optional Protein:</u>					
		Romaine Lettuce Diced Tomatoes		Crisp Greens Diced Tomatoes		Fat Free Ranch		Balsamic Vinaigrette		Grilled Chicken (\$2)			
		Avocado Roasted Corn		Avocado Blue Cheese Crumbles		Lilantro Ranch		Blue Cheese					
		Black Beans Tortilla Chips		Hard-Boiled Egg Green Onions		Caesar							
At A Glance Options: (Click Requested)		<u>Beverages (\$1):</u>		<u>Sides (\$1):</u>		<u>Desserts:</u>		<u>Order Notes:</u>		<u>Payment Summary</u>			
		Coke Iced Tea		Potato Chips		Cookie (\$1)				CASH \$			
		Diet Coke Lemonade		Fresh Fruit		Fresh Cobbler (\$3)				CHECK #			
		Sprite Water		Pasta Salad		Add Ice Cream (\$1)				Total Amount Due: \$			
		Root Beer		Side of Avocado						Payment may be made with Cash or Check made payable to "Titan Hospitality Group".			



2018 Beach Cities Quilt Show
"Sunshine, Lollipops and Rainbows"

Order Deadline is **May 10th 2018** - Please see the newsletter for further information.
Payment must be cash or check made payable to Titan Hospitality Group

Name: _____	<table style="width: 100%; border-collapse: collapse;"> <tr> <th style="text-align: left; padding: 5px;">Pickup Day/Time (Circle Desired):</th> <th style="text-align: center; padding: 5px;">SAT</th> <th style="text-align: center; padding: 5px;">SUN</th> <th style="text-align: center; padding: 5px;">11:00-11:30</th> <th style="text-align: center; padding: 5px;">11:30-12:00</th> <th style="text-align: center; padding: 5px;">12:00-12:30</th> <th style="text-align: center; padding: 5px;">12:30-1:00</th> </tr> </table>	Pickup Day/Time (Circle Desired):	SAT	SUN	11:00-11:30	11:30-12:00	12:00-12:30	12:30-1:00		
Pickup Day/Time (Circle Desired):	SAT	SUN	11:00-11:30	11:30-12:00	12:00-12:30	12:30-1:00				
Bowled Lunch (\$8.5) <u>(Includes Sandwich, Side, Beverage and Dessert)</u> <u>Sandwiches (Circle one):</u> Roast Beef with Cheddar Roasted Turkey with Provolone Classic Chicken Salad Hummus & Avocado Sandwich (V)	<table style="width: 100%; border-collapse: collapse;"> <tr> <td style="width: 33%; vertical-align: top;"> <u>Bread/Wrap (Circle One):</u> French Roll Whole Wheat Bread Spinach Tortilla Wrap </td> <td style="width: 33%; vertical-align: top;"> <u>Toppings (Cross out unwanted):</u> Fresh Green Leaf Lettuce Red Onions Vine Ripened Tomatoes </td> <td style="width: 33%; vertical-align: top;"> <u>Sides (Circle One):</u> Potato Chips Fresh Fruit Pasta Salad </td> </tr> </table>	<u>Bread/Wrap (Circle One):</u> French Roll Whole Wheat Bread Spinach Tortilla Wrap	<u>Toppings (Cross out unwanted):</u> Fresh Green Leaf Lettuce Red Onions Vine Ripened Tomatoes	<u>Sides (Circle One):</u> Potato Chips Fresh Fruit Pasta Salad						
<u>Bread/Wrap (Circle One):</u> French Roll Whole Wheat Bread Spinach Tortilla Wrap	<u>Toppings (Cross out unwanted):</u> Fresh Green Leaf Lettuce Red Onions Vine Ripened Tomatoes	<u>Sides (Circle One):</u> Potato Chips Fresh Fruit Pasta Salad								
Quick Salad (\$6.5) <u>(Salad Only - Cross out any unwanted items)</u> <u>Southwestern Salad:</u> Romaine Lettuce Avocado Black Beans	<table style="width: 100%; border-collapse: collapse;"> <tr> <td style="width: 33%; vertical-align: top;"> <u>Cobb Salad:</u> Diced Tomatoes Avocado Hard-Boiled Egg </td> <td style="width: 33%; vertical-align: top;"> <u>Dressings (Circle One):</u> Fat Free Ranch Cilantro Ranch Caesar </td> <td style="width: 33%; vertical-align: top;"> <u>Optional Protein:</u> Grilled Chicken (\$2) </td> </tr> </table>	<u>Cobb Salad:</u> Diced Tomatoes Avocado Hard-Boiled Egg	<u>Dressings (Circle One):</u> Fat Free Ranch Cilantro Ranch Caesar	<u>Optional Protein:</u> Grilled Chicken (\$2)						
<u>Cobb Salad:</u> Diced Tomatoes Avocado Hard-Boiled Egg	<u>Dressings (Circle One):</u> Fat Free Ranch Cilantro Ranch Caesar	<u>Optional Protein:</u> Grilled Chicken (\$2)								
<u>A la Carte Options:</u> (Circle Requested) <u>Beverages (\$1):</u> Coke Diet Coke Sprite Root Beer	<table style="width: 100%; border-collapse: collapse;"> <tr> <td style="width: 33%; vertical-align: top;"> <u>Sides (\$1):</u> Potato Chips Fresh Fruit Pasta Salad Side of Avocado </td> <td style="width: 33%; vertical-align: top;"> <u>Desserts:</u> Cookie (\$1) Fresh Cobbler (\$3) Add Ice Cream (\$1) </td> </tr> </table>	<u>Sides (\$1):</u> Potato Chips Fresh Fruit Pasta Salad Side of Avocado	<u>Desserts:</u> Cookie (\$1) Fresh Cobbler (\$3) Add Ice Cream (\$1)	<table style="width: 100%; border-collapse: collapse;"> <tr> <td style="width: 50%; vertical-align: top;"> <u>Order Notes:</u> <div style="border: 1px solid black; height: 40px; margin-top: 5px;"></div> </td> <td style="width: 50%; vertical-align: top;"> <u>Payment Summary</u> <table style="width: 100%; border-collapse: collapse;"> <tr> <td style="width: 50%;">CASH \$</td> <td style="width: 50%;">Total Amount</td> </tr> <tr> <td>CHECK #</td> <td>Due: <div style="border: 1px solid black; width: 100px; height: 30px; display: inline-block;"></div></td> </tr> </table> </td> </tr> </table> <p style="text-align: right; margin-top: 10px;"> Payment may be made with Cash or Check made payable to "Titan Hospitality Group".  </p>	<u>Order Notes:</u> <div style="border: 1px solid black; height: 40px; margin-top: 5px;"></div>	<u>Payment Summary</u> <table style="width: 100%; border-collapse: collapse;"> <tr> <td style="width: 50%;">CASH \$</td> <td style="width: 50%;">Total Amount</td> </tr> <tr> <td>CHECK #</td> <td>Due: <div style="border: 1px solid black; width: 100px; height: 30px; display: inline-block;"></div></td> </tr> </table>	CASH \$	Total Amount	CHECK #	Due: <div style="border: 1px solid black; width: 100px; height: 30px; display: inline-block;"></div>
<u>Sides (\$1):</u> Potato Chips Fresh Fruit Pasta Salad Side of Avocado	<u>Desserts:</u> Cookie (\$1) Fresh Cobbler (\$3) Add Ice Cream (\$1)									
<u>Order Notes:</u> <div style="border: 1px solid black; height: 40px; margin-top: 5px;"></div>	<u>Payment Summary</u> <table style="width: 100%; border-collapse: collapse;"> <tr> <td style="width: 50%;">CASH \$</td> <td style="width: 50%;">Total Amount</td> </tr> <tr> <td>CHECK #</td> <td>Due: <div style="border: 1px solid black; width: 100px; height: 30px; display: inline-block;"></div></td> </tr> </table>	CASH \$	Total Amount	CHECK #	Due: <div style="border: 1px solid black; width: 100px; height: 30px; display: inline-block;"></div>					
CASH \$	Total Amount									
CHECK #	Due: <div style="border: 1px solid black; width: 100px; height: 30px; display: inline-block;"></div>									

AUCTION

Going...GOING...GONE...TO NUMBER....????

This could be you with a chance to purchase one of the beautiful items that will be auctioned at the quilt show on Saturday June 2nd. The excitement builds as each item is put up for auction and the bidding starts.

There have been several amazing donations so far but we would like more. Quilts are always a big hit but so are table runners, wall hangings along with pillows, bags, etc. If you have an item you would like to donate please contact Paula Pangle at (949) 951-2284 or email paulapangle@sbcglobal.net.

PLEASE NOTE:

**THERE HAS BEEN A TIME CHANGE FOR THE AUCTION. INSTEAD OF STARTING AT 1pm
THE NEW TIME IS 2:30pm**

OPPORTUNITY QUILT

OPPORTUNITY QUILT: WOW!!! As in past years, our guild has come up with gorgeous Opportunity quilts and this year we have a real stunner!!! Titled "**Sunshine, Lollipops and Rainbows**" this quilt radiates happy feelings - it will make you sing!!! We have sold lots of tickets and have had so many wonderful comments when it has traveled to other guilds and was a huge hit at Road to California. With that said, we still need your help selling tickets.

The biggest fundraising we do at the quilt show is the Opportunity quilt. Ticket sales so far have been good but we need members to do their part. BCQG asks all members to take \$30 worth of tickets (that's 36 tickets) and either buy them yourself or sell them to family and friends. You don't have to stop at just that number, sell as many as you can. For each \$30 worth of tickets you sell, you will be able to put your name on a red raffle tickets to be entered into a drawing for a prize. Each month from March through May, 5 names will be drawn at the general meeting. The sooner you turn in your money, the more chances you have to win. Once you win, your winning ticket will be taken out. So sell more and get your name entered multiple times.

If you haven't gotten your packet of tickets when you checked in at the meetings, we will have them at the quilt show table. Gail Brunell will be at the table giving out ticket packets and collecting the money. If you would like additional tickets and can't get to the meetings, please her at (949) 433-5895.

RAFFLE BASKETS

As Sherri has stated, our Quilt Show is an important event for our guild to raise funds to support the wonderful meeting we attend each month. We cannot exist without your time and generosity. I am asking for your assistance to donate items for our wonderful Raffle Baskets. You can donate items or put together a basket yourself, the choice is yours. Anything you can do will be greatly appreciated.

I am still accepting raffle baskets or items for a raffle basket. Anything you can do will be greatly appreciated. You can donate items or put together a basket yourself, the choice is yours. It can be quilting/sewing related or contain themes such as gardening, tea, coffee, movie night or whatever gets you excited as I'm sure it will excite us too.

Please bring items to guild meetings or give me a call so we can arrange a time that I can come by to pick up.

Thank you for your time and energy, I look forward to a fantastic Quilt Show this June.

Janice Elliott
949-633-6015

Volunteers:

Our Quilt Show needs many, many different Volunteers to work 2-hour shifts during both days of the Quilt Show and for Set-Up on Friday, June 1st. The jobs vary and it is fun to be a part of making the Quilt Show a success! Jobs range from standing and greeting guests to sitting as a cashier, working the Boutique, or being a White Glove helper (an area we need LOTS of help with). You don't need any special quilting experience or knowledge to do any of these jobs; it is easy and we will show you how. Plus, when you volunteer, you are really investing to help our Guild be a success for the next two years and beyond. If you are thinking, "They don't need me, I am not on the Board, so I will just go to the show" or "I don't want to lift or stand very long, so I won't volunteer", well you could not be more wrong! Our lovely Guild needs "all hands on deck to help" (as my dad would say), meaning that we cannot do it without your time, smile and helping hands. We have sitting and standing jobs, so there is something for everyone. I am inviting every Guild member to visit me at the March meeting and sign-up for 1 or 2 shifts, if possible. Your ticket gets you in both days, so think of what works for you. For example, I like to volunteer in the morning and then visit the show in the afternoon, or vice versa. Thanks for signing up. You will be glad you did!

"Sometimes, the smallest things take up the most room in your heart," Winnie the Pooh, from Winnie the Pooh, A.A. Milne.

Keri Follmer, volunteer coordinator

Lillian's quilt shack on Etsy
pre-cuts, fabric & handmade quilts

Quiltmemories.com

T-shirt, memory quilts and custom quilts

949-583-0867

Lillianplee@cox.net
longarm computerized machine quilter



Sheri Siedentop, Proprietor



THE QUILT
CUPBOARD

1243 E. Imperial Hwy
Placentia, CA 92870
714-993-3091

sheri@thequiltcupboard.net www.thequiltcupboard.net



PAL's 

Sewing & Vacuum Since 1967

(949)645-7257

JANOME

Superior
THREADS

elna NECCHI melco

SoCal's Largest Janome Selection

- * **Lowest Price Guarantee**
- * **Complimentary Service Plans**
- * **In House Service of All Brands**
- * **Free Service/Repair Estimates**
- * **Same Day Service Available**

www.PalsSewVac.com

**2299 Harbor Blvd
Costa Mesa, CA 92626**



Dress the Globe

**Handi
Quilter**

OFFICIAL RETAILER

Orange
County's
ONLY
HandiQuilter
Dealer

DOOR PRIZES

Hello quilting friends,

February Guild Meeting was a lot of fun - it is our birthday month, so we enjoyed the Valentine's Day décor and delicious food on the Hospitality Table (love the Red Vines). Thank you to all who bring goodies every month (even when it is not your birthday month.) Down to business ... Door prizes needs help picking up from Rosie's Calico Cupboard. Please text or email Deborra or I if you are going there at the start of the month and we will call them ahead of time to set up the Door Prize. Thank you in advance! A few people have done that recently and it really helps us & the shop so much. For the February meeting, BCQG received donations from local quilt shops and new patterns and books from anonymous Guild member donors. We thank the following local quilt shops who donated so generously to BCQG:

- Fat Quarters, Vista: two "grab your grocery bag kits, scant quarter-inch rulers
- Grand Country Quilters: 4 fat quarter packs, 2 charm packs Moda, 1-10" fabric pack Marcus fabrics
- Moore's Mission Viejo: two fat quarter stacks
- OC Sewing: pair of machine quilting gloves
- Orange Quilt Bee: 2, \$10 gift cards to the store
- Quilt in a Day: book "Quilt's From El's Attic, Quick Trip Quilts, basket weave pattern, Square it Up ruler
- Rosie's Calico Cupboard: a project bag with patterns, fat quarters, a strawberry eco bag
- The Quilter's Faire: yo-yo animal pattern and yo-yo makers, apron and cushion patterns, circle rotary cutter

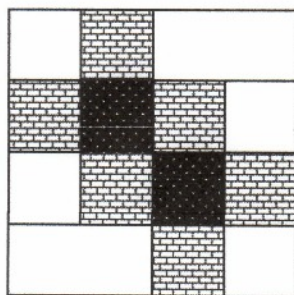
Keep working on those Quilt Show entries and we will see you in March!

Keri & Deborra

BLOCK PARTY – 2017-2018

GENERAL INSTRUCTIONS

1. The blocks this year will be "sampler type" blocks, some of which you've done before, some new twists on old ones and even one or two you may not have seen or made before.
2. There will be 12 blocks presented during the year, but the book at the end of the year will include all 20 blocks that are in the quilt on display.
3. You can choose your own colors and final layout. If you choose to do the same fabric background on your quilt rather than a "mixed" background (like the quilt on display), you will need about 2-2 1/2 yards of background fabric - or perhaps a bit more if you do all 20 blocks.
4. The unfinished size of a 12-block quilt with interior sashing will be approximately 39" x 53". The unfinished size of a 20-block quilt (as shown) will be approximately 53" x 66 1/2". Whatever size borders you put on your own quilt will determine it's finished size.
5. If you want to participate and don't know what you would do with another sampler quilt, we suggest donating it for Philanthropy. We know they would be more than happy to receive your donation.
6. Each month that you bring in your completed block, your name will be put into a drawing for a nice prize. All the quilters who bring in their completed quilt tops at next October's meeting will have a special drawing for a MAJOR and wonderful prize to be announced sometime later.
7. Join the fun! Your chances at receiving a prize at one of the months during the year are pretty good. And, if you choose to donate your quilt to Philanthropy, everybody wins!
8. If you have any questions regarding this year's Block Party, please email them to Rachel Fernelius - fernelius2@cox.net or Jane Yapp - jyapp@cox.net. Or you can call Jane at (949) 837-3651.



Block Party – 2017-2018

March 2018

ARROWHEAD PUZZLE

Fabric A: (Darkest Fabric)

Cut a strip 3 1/2" x 7 1/4"

Fabric B: (Medium Fabric)

Cut a strip 3 1/2" x 7 1/4"

Cut a strip 3 1/2" x 14 1/4"

Fabric C: (Background Fabric)

Cut a strip 3 1/2" x 14 1/4"

Cut a strip 3 1/2" x 13 1/4". Sub-cut into 2 – 3 1/2" x 6 1/2"

Sew Fabric A to same size Fabric B to make strip set. Press towards the medium fabric. Sub-cut into 2 – 3 1/2" x 6 1/2" pieces.

Sew Fabric B to same size Fabric C – 3 1/2" x 14 1/4" to make a strip set. Press towards the medium fabric. Sub-cut into 4 – 3 1/2" x 6 1/2" pieces.

Lay out your pieces according to the drawing above. Sew into rows; press each row the opposite direction from the one above. Sew rows together.

The unfinished block should measure 12 1/2" x 12 1/2".

WORKSHOPS

General Information for Workshops

Place:

Our workshops are held at Community Presbyterian Church, 32202 Del Obispo Street, San Juan Capistrano, CA 92675.

Time: 10:00 a.m.-4:00 p.m. You may arrive 15 minutes early to set up your work space. Remember to bring your lunch/drink/snack.

Fee: \$40.00 payable at sign-up. No refunds, but you may find a substitute to fill your spot and have them pay you.

April

Peg Pennell; www.pegpennell.com

Hand Applique'

Hand applique' is appealing to the eye and has so many applications. In this class the students will learn techniques to prepare and attach stems, leaves and petals



in a simple yet elegant flower design. Come and take pleasure in this relaxing class where the emphasis is on enjoying the process. 3 hour class



Superior Finishes-
Binding your Quilts
(3 hour class)

Is binding the quilt your least favorite part? Tired of humdrum finishes? Come and learn piping and binding techniques to make your quilts stand out in crowd. In class you will be making samples of finishing methods to take home and use on your own quilts. Binding will never be boring again! supply list



a

May

Christine Barnes; www.christinebarnes.com



Workshop info on next page

Transparent Squares
50½" x 50½"
Christine Barnes
cebarnes@sbcglobal.net

Layered transparency—the illusion of layers of see-through color—is surprisingly easy to achieve when the values are just right. In this modern minimalist quilt, light center squares seem to float above the darker shapes. Sections of a gray ombré appear to flow underneath the blocks, enhancing the sense of light and movement. Pattern: \$10.

Supply list

- Sewing machine and basic supplies
- Rotary cutter, ruler, and mat. I suggest **two** rulers, one 6" x 24" and one 4" x 14". (A 12" ruler is too short.)

Hint: A 17-inch *rotating* rotary mat is ideal for trimming the center units and the blocks. (Smaller rotating mats are too small.)

- 6½" squares of *eight different* lighter-value colors. Bring your fabrics and cut them in class if you are unsure of your choices.
- 1/8 or ¼ yard• of *eight different* darker-value colors
- ¼ yard allows for a cutting mistake, but you can get by with 1/8-yard pieces.
- 1½ yards of gray ombré (Gelato #714) fabric, available from Christine's online Store, www.christinebarnes.com, or in class.
- ¼ yard allows for a cutting mistake, but you can get by with 1/8-yard pieces.

I used shot cottons, but you can use plain solids or semi-solid fabrics that have subtle, low-contrast patterns. Highly patterns won't work!

It's helpful if you can pair a light value and a darker value of the same *or a similar* color; for example, a light-value orange (peach) and a darker-value orange (burnt orange). They don't need to be exact.

Hint: As much as you can, maintain a consistent *intensity* among your fabrics. That is, **don't mix** bright brights and muted colors.

June. Sandy Corbin will be teaching Friday "My baskets"

A workshop with Sandy Corbin

My Basket Collection 42½" x 44½"

This pattern has 16 baskets separated into four quadrants, A, B, C, & D.

Fabric requirements for the whole quilt are:

- 8 – 10 fat quarters, or ¼ yards, or mix of or, fat eights. Baskets and handles.
The green stripe handle needs to be a fat quarter or larger, it will be cut on the bias
- 2 yds Background and borders. ... **If you are, using 2 different backgrounds,**
as in the sample, you will need ½ yd of (flowers) and 1¾ yds (mini dot).
- ¼ yd narrow contrasting border (use something similar or one of the same prints)
- ⅛ Yd Binding (this does not have to match the border, that is a personal choice)
- 1 ¼ yds. ... Backing *do not bring to class*
- 50 x 50 Batting *do not bring to class*
- ½ yd Yo-Yo's assorted Greens (about 3 ¼" square)



→ **OR** make the "¼ Quilt" layout. You can make just one quadrant 21" x 24".

... **THIS VIEW** is quadrant "A" ... with a few handle changes

You will need:

- 1 yd Background and borders
- 4 different 7" squares ... Baskets (*bring extra if you have it for more possibilities*)
- 4 different 10" squares ... Trim and handles
- 1 Fat Quarter Long handles
- ¼ yd 2nd border (red contrast)
- 1/3 yd Binding
- 1 yd Backing *do not bring to class*
- 27 @ 3 ¼" sq YO-YO's (scraps to match)



Supplies:

1. "My Basket Collection" pattern by Sandy Corbin. --- **I will bring them for purchase @ \$11.00 each.**
2. Matching thread to top-stitch the handles
3. An open toe foot is really nice, so that you can see best for top-stitching
4. Cutting mat (at least 18"x 18" or bigger is better) and Rotary cutter
5. 6" x 12" Ruler, and a 6" x 24" Ruler. Also a 12" Square Ruler is nice if you already have one.
6. Sewing machine with **all** the supplies; scissors, seam ripper, pins, thread, etc.
7. Clover Yo-Yo maker size small *optional*
8. Pencil and a few color pencils
9. Mini iron and pad if you have one
10. 16 safety pins (any size)

Please feel free to call me with any questions about the class. Sandy @ 949-637-5450



And Saturday "I dreamed I was a butterfly"

I Dreamed I Was A Butterfly

A workshop with Sandy Corbin 2018

The Butterfly & Flower designs are made with invisible machine appliqué.

The class supply list;

1. "I Dreamed I was a Butterfly" pattern by Sandy Corbin. - I will bring them for purchase @ \$11.00 each.
2. An open toe foot is really nice, so that you can see best for machine appliqué.
3. Medium size permanent marker Red and fine tip black.
4. Spray starch (can) (if you don't have it, not to worry I'll bring mine also).
5. FREEZER PAPER --- lots...we will be layering it..
6. Pencils that will show up on your fabric!
7. Clear no-melt Mylar template plastic. 9½" x 12½" sheet.
8. Clear thread both smoke and clear.
9. Basting glue such as Roxanne's.
10. Scraps of fabric to practice appliqué.
11. Machine thread for piecing. A lighter weight thread for the bobbin is best, if you have it..
12. Cutting mat, rotary cutter, and 6" x 24" & 6½" x 6½" rulers.
13. Sewing machine with all the usual supplies; scissors, seam ripper, pins, thread, etc.



Fabric requirements: For the **PILLOW** 18" x 18" "This doesn't have to be a pillow"

¼ yard Shoo Fly (pieced solid section)

½ yard Background area (dots in the photo)

1 fat quarters—top wing section

There needs to be a repeat in this fabric to match the top wings

3 fat quarters—One each for wing bottom, stem/leaf, flower spiral.

5" sq. Flower background. Use a coordinating solid or tone on tone.

¼ yard Brown for the body.

¼ yard Binding. Coordinate with or the same as the Butterfly wings.

Brown Floss DMC for antenna

Bring two fat-quarters and a 14" zipper (or longer) if you would like to make your pillow back.

Fabric requirements: For the **TABLE RUNNER** 14½" x 43"

1 yard Background

½ - ¾ yard Shoo Fly (gold) and binding

10 to 12 fat quarters for butterfly wings. The more the better so there are choices

There needs to be a repeat in this fabric to match the top wings

¼ yard Brown for the body

¼ yard Binding (If you want something different).

Brown embroidery floss DMC for antenna



Please do before class !!!

For **Pillow** cut: ✂ ✂ ✂

Background fabric; One 5" strip and a 6" strip.

From the 5" strip cut two 5" squares and four

4½" squares. *Set aside the 6" strip and bring to class.*

Shoo Fly fabric; Cut two 5" squares and one

4½" square.

Draw a diagonal line on the back of 5" squares.

Please do before class !!!

For **Table Runner** cut: ✂ ✂ ✂

Background fabric; Two - 5" strips. *Set aside 2 strips and bring to class.*

One 3 ½" strip, cut into eleven 3 ½" squares.

One 4" strip, cut one 3 ½" square and six 4" squares.

Shoo Fly fabric; Cut one 4" strip. Cut into six 4" squares.

From remaining piece cut three 3 ½" squares.

Draw a diagonal line on the back of 4" squares.

July: Tonya Alexander “Exit Stage Left”



Exit Stage Left – modern string quilts workshop

Teacher/Designer: Tonya Alexander

This workshop will explore several possibilities for using 1 ½"-wide scrap strips. The focus project is “Exit Stage Left” but an assortment of additional scrap projects will also be explored as well. In addition to basic project directions, instruction will include: alternative grid work, block scale, scrap fabric selection, effects of value, working with scraps & neutrals, layout tips and tricks, and lots of time to play with fabric!



Suggested materials/tools:

- Your copy of **Stash Lab Manual: String Theory**
- Sewing machine and all regular sewing supplies
- Personal pressing station supplies, if desired and possible in the space.
- Cutting mat, rotary cutter, 6" x 12" ruler, or similar size of your preference for cutting strips
- 6 ½" x 6 ½" square ruler
- Temporary marking pen or pencil
- Fabric as listed in project directions

Preparation/before class:

I recommend that you cut your fabric strips and piece the white and gray strip set units before class so that you have more time for actual block construction and quilt top layout during class time.

A note on fabric selection:

Low volume fabrics are light printed background fabrics that can include white, beige, gray, or even light pastels. In this project, the white background fabrics and gray fabrics create subtle contrast that give the arrows their definition. Take a look at the sample as well as pictures in the lab manual when making your fabric selections. The more the better! The gradient yellow/orange fabrics can be switched out with any color of your choosing, just bring a wide range to choose from. We'll piece the orange row together so no need to pre-sew the strip sets for these before class.

I hope you'll join us. I'm looking forward to spending the day with you and playing with fabric – we're going to have a great time!

Happy Stash quilting, *Tonya*



PHILANTHROPY



This has been a busy month, as usual, in Philanthropy. About 80 finished quilts came into our hands between our Sewing Day and the Guild meeting. Amazing!

We donated 114 quilts between the February and March meetings. The primary recipient was Operation Shower of Appreciation at Camp Pendleton. They received 98 baby quilts, 18 burp cloths, 39 handmade stuffed toys, 12 taggie lovie, 3 nursing cover-ups, and 12 sound machines (thanks to Nancy Thompson's daughter's employer).

Other donations were as follows: Seacrest Hospice – 1 quilt, United Cerebral Palsy – 4 quilts, Royale Therapeutic Treatment Center – 5 quilts, UCI Oncology – 10 quilts, individuals in need – 3 quilts, Southern California Hospice Foundation – 1 auction quilt, Long Beach Rescue Mission – 14 pillowcases, Heritage House – 2 quilts, 1 receiving blanket, 1 taggie lovie, 1 burp cloth, one stuffed chick, and 1 care bear.

We have a bit more information on the Rare Disease Rare Bear Army. This is a program with a goal of a specific teddy bear for each child in the RareDisease program. Information is available at RareScience.org. We purchased 14 patterns, which are not available other than directly from Simplicity. Some were handed out at the Guild meeting, but there are several left at the Guild storage unit. In order to participate, you need to follow the specific pattern. You need to sign up to be part of the Rare Bear Army, at RareScience.org. You will receive instructions, foot bottoms, and a numbered label. The bears are NOT to be stuffed, other than the ears. Rob Appell has a YouTube video with excellent instructions. I found it easily by googling Rob Appell tutorials. Jan Smith has already made one of the bears, which I introduced to the Guild at the last meeting. This is not a philanthropy project, but we are helping to facilitate it for the Guild.

The next Philanthropy Sewing Day is Monday, April 2nd, at the Laguna Niguel Library. We are there from 10:30 until about 4:00. Most of the action is in the earlier part of the day. Show and Tell is at 11:00. We are always inspired by the quilts that are shown. If you have never come, it's quite a remarkable experience. We always have fun and get an amazing amount of work done.

Thank you for all your good work. This is a pretty amazing program.

Mary Ann Wahl
maryannwahl@live.com

Diana O'Connor
dianaoconnor70@gmail.com

Michelle Naas
mrenenaas@gmail.com

Mary Matura
rmndog@cox.net

Barbara Green
bigrin@cox.net



Library News from the Book Lovin' Babes



We've been busy toting those bins around, checking what we have, and getting excited about our BCQG Books! By sharing the load, the job gets done, and we all make new friends in the process – it's a Win – Win
If you have books, you haven't returned, please bring them to the March General Meeting! We'll minimize your fine if it seems to be unreasonable.

If you have books you'd like to see, please check out [Our Library Page](#) on the website.



For each meeting, we will bring a different group of books. If you want a special book, please email Jan.ron.smith@hotmail.com. We will bring it to the next meeting for you unless it's checked out by another member.

Heide Bush, Liz Pickering, Jeanette Floyd, Starlene Boyer, Jan Smith & Sharon Jeager

UPCOMING SPEAKERS - BEACH CITIES QUILTERS GUILD:

April - 2018	Peg Pennell	www.pegpennell.com
May - 2018	Christine Barnes	www.christinebarnes.com
June - 2018	Sandy Corbin	www.sandycquilts.com
July - 2018	Tonya Alexander	eyecandyquilts.blogspot.com
August - 2108	TBD	
Sept - 2018	Brenda Henning	www.bearpawproductions.com
Oct - 2018	President's Quilt	
Nov - 2018	Pam Dinndorf	www.aardvarkquilts.com
Dec - 2018	Holiday Gala	
Jan - 2019	Jill Schumacher	www.thesewnsew.com
Feb - 2019	Laura Wasilowski	www.artfabrik.com
Mar - 2019	Rami Kim	www.ramikin.com
Apr - 2019	Edyta Sitar	www.laundrybasketquilts.com
May - 2019	Nick Coman	www.dragonflydyeworks.com
Jun - 2019	Peggy Martin	www.peggymartinquilts.com
Jul - 2019	Becky McDaniel	www.beckymcdaniel.com
Aug - 2019	Members' Showcase	

VISIONS ART MUSEUM

Contemporary Quilts + Textiles

2825 Dewey
Road
San Diego, CA
92106

619-546-
4872

visions@visionsartmuseum.com

Dedicated to Quilts and Textiles

at Liberty
Station

Moore's

*Sewing Machines, Cutting Fans, Vacuums
Specialists in Sales & Service
A Fourth Generation Family Business*

MISSION VIEJO: 25390 Marguerite Hwy. (848) 580-2520
HUNTINGTON BEACH: 15041 Goldenwest St. (714) 898-3222
CORONA: 591 N. McKinley St. #105 (951) 368-4517
VICTORVILLE: 16210 Deer Valley Road (760) 210-1177
THUNDERBOLT: 28480 Ynez Road, Ste. F & G (858) 297-3786
OUTLET CENTER: 22532 Avenida Empressa, RSM (349) 329-3159

www.mooresew.com

CLASSIFIED

Ads

We are pleased to announce a classified advertising service for our members and friends.

We will list it under Classified Ads on the website. As we are still getting used to this, we will waive the fees, \$2 for members, and \$5 for non-members.

All items must be quilt related, no services to be advertised; those would fall under normal advertising with business card. Examples would be machines for sale, fabric yardage needed or for sale. Please be sure to include at least one picture.

Questions? Email Candy

We are working on getting it set up to have live links for all of our advertisers on the website. Watch for more info in the future.

My cohort in confusion is Jan Smith. Our aim is to elevate our website to the next level, so keep checking it for new information.

QUILT ON!

Candy Crain: kandis55@gmail.com

Jan Smith: jan.ron.smith@hotmail.com

FOR SALE: Husqvarna Viking Mega Quilter sewing machine and 12' quilting frame. It has Cruze Controller. Picture of frame at <https://www.sewingmachinesplus.com/svp-inspira-iquilt-frame.php> Purchased new in 2005. No room in new home for this equipment. Price for entire package \$800 obo. Ruth Bailey 949-587-1311 or email rbailey@comline.com

FOR SALE: Pfaff Creative 4.5 sew/embroidery machine. I paid \$5250.00, last February, I would like to sell it for, \$4400. I also have all attachments and manuals. Donna Sparks 626-695-1238



Financials

BCQG Annual Budget								
10/1/17 thru 9/30/18								
Income	October	November	December	January	February	YTD Total	Budget	Variance
Advertising		1,000.00		300.00	100.00	1,400.00	1,600.00	(200.00)
Amazon		31.68			36.09	67.77	200.00	(132.23)
Block Party	-	224.50		20.00		244.50	-	244.50
Library						-		-
Membership	6,160.00	2,620.00		40.00	280.00	9,100.00	9,500.00	(400.00)
Monthly Mini	238.00	218.00		57.00	103.00	616.00	1,000.00	(384.00)
Philanthropy		1,126.00	120.00		270.00	1,516.00		1,516.00
Quilt Show (2018)						-	#####	#####
Tea & Tour						-		-
Ways & Means						-	500.00	(500.00)
Welcoming						-	200.00	(200.00)
Workshops	1,060.00	940.00		1,505.00	80.00	3,585.00	5,500.00	(1,915.00)
Total Income	7,458.61	6,333.83	120.00	1,922.61	873.79	16,529.27	#####	#####
Expenses								
Advertising						-	-	-
Block Party	168.05	30.39				198.44	200.00	1.56
Donations						-	500.00	500.00
Door Prizes						-	150.00	150.00
Facilities	2,062.00	1,596.00		2,976.00		6,634.00	#####	6,366.00
Friendship Groups						-	50.00	50.00
Hospitality	39.67					39.67	325.00	285.33
Website/newsletter					124.03	124.03	755.00	630.97
Library					27.45	27.45	200.00	172.55
Membership				607.00	9.68	616.68	800.00	183.32
Monthly Mini						-	25.00	25.00
Operations	697.04	109.53	182.66	408.23	778.03	2,175.49	2,450.00	274.51
Parliamentarian						-	25.00	25.00
Philanthropy	614.84	1,153.60	317.54	189.71	691.82	2,967.51	6,500.00	3,532.49
President's Quilt				52.80	10.76	63.56	400.00	336.44
President						-	300.00	300.00
Programs		665.28	159.59	653.83	666.94	2,145.64	#####	10,854.36
SCCQG	40.00					40.00	100.00	60.00
Secret Sisters						-	25.00	25.00
Secretary						-	50.00	50.00
Show & Tell						-	10.00	10.00
Special Event - Quilt Show						-		-
Special Event - Spring Tea						-		-
Treasurer		69.99			48.57	118.56	140.00	21.44
Ways & Means						-	50.00	50.00
Welcoming						-	100.00	100.00
Workshops		1,600.00		550.00	700.00	2,850.00	8,125.00	5,275.00
Total Expenses	3,621.60	5,224.79	1,603.20	5,570.56	3,268.61	18,001.03	#####	#####
Net Income/Expenses Gen'l Acct	3,837.01	1,109.04	1,483.20	3,647.95	2,394.82	(1,471.76)		9,308.24
Advance to Quilt Show		-				-		-
Other Income								
Quilt Show Current Year Income						-		-
Interest Income CD		2.94				2.94	10.00	(7.06)
Interest Bus. Advantage Select Savings	0.61	0.59	0.61	0.61	4.70	7.12	15.00	(7.88)
Total Guild Results						(1,461.70)	25.00	9,293.30
Bank Accounts								
BCQG General Business Fund 6214	15,353.49	15,526.55	#####	8,894.18	6,501.66		#####	
Transfer to General Account								
BCBQ All CD Accounts	10,023.68	10,024.28	#####	#####	10,026.05		#####	
Transfer from CD								
BCQG Bus. Advantage Select Savings 0142	23,891.34	23,891.93	#####	#####	23,893.70		#####	
Transfer From Bus Advantage Select Savings								
Special Events Funds - Quilt show acct 6219	4,524.40	4,424.40	4,424.40	4,143.42	14,867.67		5,000.00	
Transfer from Special Events								
Total Bank Accounts	53,792.91	#####	#####	#####	55,289.08	-	#####	-

PLACES TO GO AND THINGS TO DO.....

April

- 21th Garden Party (Simi Valley Quilt Guild) Sat. 10 to 4, \$15
Sat. 10 to 4, Free
- 13 & 14 Quilting by the Sea (Camarillo Quilters Assoc.) Fri. 10 to 5 / Sat. 9 to 3, \$10
- 21st Quilted Treasures Auction/Tea (Flying Geese Quilters Guild) Sat. 11 to 2, \$5
- 24 & 25 Color Me Happy Quilt Show (Fort Bragg, CA) Sat. 10 to 5 / Sun. 10 to 4, \$5
- 27 & 28 From Bolt to Bed (Los Angeles County Quilters Guild) Fri. 9 to 5 / Sat 9 to 3, \$10

May

- 23 thru 29 Seven Sisters Quilt Show & Workshops (Six quilt guilds) Show-Sat & Sun, Workshops-Mon thru Friday (San Luis Obispo)

June


- 2 & 3 **BEACH CITIES QUILT SHOW**, Soka University
- 23 & 24 Quilts of the Central Coast Guild) Fri. 10 to 5 / Sat. 9 to 4, \$8
- 21 thru 23 Quilt, Craft & Sewing Festival (Pleasanton, CA) Details on quiltcraftsew.com

ON-GOING

Inland Empire Modern Quilt Guild announced the meeting date/time for quilters interested in modern quilting: 1st Saturday of the month, 2-4pm. Location is the City of Grand Terrace Community Room in Grand Terrace.

Thanks to Sharon Jaeger for compiling these events, Candy





Flying Geese Quilters Quilt Guild Presents Quilted Treasures



Quilt Auction

The Flying Geese Quilters' Guild of Irvine presents "Quilted Treasures" Quilt Auction and Luncheon/Tea. April 21, 2018, 11 a.m. - 2 p.m. Activities include a live quilt auction of beautiful handmade quilts, silent auction, and raffle baskets.

Miller Community Center, [300 Centennial Way, Tustin, CA](#)

<http://www.flying-geese.org/activities.htm>

Cost: \$5 Parking: Free Thank you. Michelle Howe, Flying Geese Quilters Guild mhowe93@gmail.com

Cosmic Quilting


Longarm Quilting Services
Classroom & Meeting Space

Karen Miller

949-281-7728 mobile

949-716-6777 studio

23011 Moulton Pkwy, A-15
Laguna Hills, CA 92653
cosmicquilting@gmail.com
cosmicquilting.com



ASGLA Tenth Anniversary Celebration
Saturday, April 14, 2018 9:00 am - 3:00 pm
Almanson Court 700 South Almanson Street,
Alhambra, CA 91801

ASG Members: \$81

Non-Members: \$126

This price also includes: Special Speaker, Peggy Sagers, continental breakfast, buffet lunch, beverages, and dessert.

Sign up at www.ASGLA.org

Special Guest Speaker: Peggy Sagers Peggy Sagers has a BS degree in Fashion Merchandising/Fashion Design. She has her own pattern line, Silhouette Patterns, which are the only patterns with exclusive B, C, and D cup sizing to create the perfect fit in both cup size and length. She also produces weekly fit and construction videos which you can subscribe to at SilhouettePeeps. And if that is not enough, Peggy can be seen on Public Television's *Fit 2 Stitch* which is currently airing its 6th season. Peggy focus is to bring you factory construction methods for your garments to make your sewing fast and easy, with results that are always current and stylish. As with our very first event, Peggy Sagers will be our special speaker. She will be here to answer your sewing questions. Bring your sewing problems and questions and Peggy will have your solutions! **We hope all ASGLA Members will attend to help us celebrate! Don't delay, sign up today, we expect this event to fill quickly.**

**“RIPPITY DOO DAH”
BY
JULIE GREENSPAN**

Wearing her favorite dress with matching bow in her hair, Bifocals adjusted and weapon in hand she's ready to go to work on those seams. For your own safety never cross a quilter with a seam ripper in hand! Julie, is this a selfie, or a composite of the “ripper” in all of us?

Julie is a long time member of the Guild, was in charge of Philanthropy with Sue Peters and is still very active in her support of that group and guild. She always has a kind word with a generous and encouraging spirit.



Tickets:

The complete set of Tools

13 for \$10.00

Just the rotary cutter

6 for \$5.00

1 for \$1.00

**We take cash or checks no
IOU's !**



Turn to an Easier Way of

- Create quilting and appliqué shapes with speed and precision
- Effortlessly cut many fabrics, even multiples at once
- Choose from classic, geometric and strip designs



FRIENDSHIP CIRCLES

Friendship Circles are an integral part of your experience of being a Beach Cities Quilters Guild member. You form strong relationships with the other members of your Friendship Circle, and enjoy the camaraderie of interacting with quilters who like to work on the same type of quilting projects as you do. If you choose to meet on weeknights, during the day or on weekends, there will be a group for you to join. Stop by the Friendship Circle table at the next Guild meeting and let us know your interests (batiks, modern quilts, art quilts, etc.), and we will get you connected with the group most suited for you. Don't miss out on the fun of being a part of a Friendship Circle!



Hospitality

APRIL IS FOR CELEBRATING SPRING.

FRESH FRUIT IS AVAILABLE IN
ABUNDANCE, LEFT OVER EASTER GOODIES
ARE TASTY...JUST A COUPLE OF IDEAS.

FROM THE EDITOR, CANDY CRAIN ON
BEHALF OF DENISE

Denise Morisset

What does that mean?



FQ = FAT QUARTER

**UFO = UNFINISHED
OBJECT**

RUMMAGE



FOR CHARITY

We are having a **Rummage Sale in August** right before the meeting. I will be collecting at the April, May and June meetings in the parking lot. We would love to have your books, patterns, tools no matter how well-loved or used! And, of course, we will be really happy to take fabric. This includes cotton and wool. I know everyone is busy getting ready for the quilt show. Please try to take a little time from your hectic days to gather up 'stuff' for Rummage - we will be so grateful. We look forward to seeing you in the parking lot!

Mary Arntz