



# Stitches in the Sand

WWW.BEACHCITIESQUILTERS.ORG

March 2018

MEETING DATE: Thursday, March 8, 2018 Social Hour 6:30 p.m. Meeting Starts at 7:00 p.m.

## March Guest Speaker Lenore Crawford




Her fabric art combines her love of France, French architecture, and flower gardens along with her

passion for color and realism. The texture and warmth of the fabric itself, along with fabric painting, give the art an impressionistic feeling that only this medium can produce. She has won numerous prizes for her art and continues to develop and grow her medium and style in new and beautiful ways. She invites you to explore the many lovely possibilities with her, whether shopping for fabric art or learning to create your own art quilt

**PLEASE REMEMBER THE PRE-MEETING  
DINNER AT CPK AT 4:30**

### TABLE OF CONTENTS

Page 2 - Presidents Message
Page 3 - President's Quilt
Page 4-12 - Quilt Show
Page 13 - Letter from the editor
Page 14 - Door Prizes
Page 15-16 - Block of the Month
Page 17-19 - Workshops
Page 20 - Philanthropy
Page 21 - Library
Page 22- Upcoming Speakers
Page 23 - Classified
Page 24 - Financials
Page 28 - Monthly Mini
Page 29 - Friendship circles
Page 30 - Hospitality
Page 31 - Sunshine and Shadows



# PRESIDENT'S MESSAGE

Wow! It's March already! Think leprechauns, pots of gold and spring. And, oh yes, only 3 months until the quilt show. I don't know about the rest of you, but I still have to finish 2 quilts for the show – yikes. I guess we all better get busy sewing like mad. Just think, when you finish those quilt-show quilts, you'll have a great excuse to go out and buy more fabric to replenish your stash. Can't let the stash dwindle, can we. We'll also have the opportunity to make some cute, interesting items for our boutique, thus using a little more of our stash that will have to be replenished with a major shopping trip. I know I'll be able to get all the sewing done because I have such a great team behind me. It's really all of their efforts combined that keep this guild running smoothly and continuing to be the great guild that it is. So, the next time you see one of our board members, give them a hug and a great big thank you.

—Mary Mulcahey

PLEASE  
WEAR  
YOUR  
NAME  
TAG





## PRESIDENT'S BLOCK


It's time for us to make blocks for Mary Mulcahey, President. She has picked a real fun theme with wonderful batiks for the back ground.

I started passing out the blocks at the last meeting and will have more at this upcoming meeting. Please read the directions below and do not hesitate to call me with any questions.

Fondly,  
Sherri Peltier

### BLOCK INSTRUCTIONS for UNDER THE OCEAN

1. Your design must fit within a 5" square in the middle of your block fabric. The committee will square up all blocks after they are turned in, so please do not cut your block down. There must be a minimum of 1 inch all around your design.
2. All methods of applique, embroidery, piecing, etc. are welcome. If you apply a raw edge applique, please zigzag the edges.
3. Embellishments are fine, just don't attach them to your block. Put them into a small baggie with your name on it and staple it to the edge of your block. The committee will attach them after quilting.
4. Your name is very important. Please write your name close to the edge of your design so it doesn't get cut off when the blocks are squared up. I will have some pens to use if you forget to sign your name.
5. Be creative and have fun. Blocks are due at the June guild meeting.



# The Quilt Show is coming....

## SUNSHINE, LOLLIPOPS AND RAINBOWS



94 " x 94"

Made with Kaffe Fassett Fabrics  
Pattern, **Lollipop Trees**, by Kim McLean, used with permission  
Made by BCQG Members  
Quilted by Cecilia Quilts  
Cecilia Hosford, 714-401-3563

Opportunity Quilt  
tickets  
\$1 per ticket  
6 tickets for \$5  
Candy Crain (949) 547-6961  
kandis55@gmail.com



Beach Cities Quilters Guild • P.O. Box 2328 Mission Viejo, CA 92690-2328

---

# QUILT SHOW UPDATE

---

## QUILT SHOW UPDATE

The Quilt Show committee is committed to putting on a great show.

We still need as many of you that plan to submit a quilt for our show to complete forms for Marian Mapes. Marion will be collecting your entries; deadline for submission is March 1<sup>st</sup>. This takes Marian a lot of time to sort out all the quilts by color, size and theme. We are also taking pictures of everyone that submits a quilt for our show. David Kingston will be taking your picture in front of the opportunity quilt at the next meeting. Please just stroll up to David and get your picture taken. Having your picture hanging with your quilt will really personalize your quilt.

We will have 11 awards for people to win. Depending on the quilts Marion receives and in addition to the usual, Viewers' Choice, etc., we will have a category of "Best of Theme". This year's theme is "Sunshine, Lollypops and Rainbows". I'm especially looking forward to seeing the entries in this category.

We still need more volunteers to help with the show. Please visit Kerri Fulmer to see where you could help. Your response has been wonderful so far; and we are grateful for everyone's help.

Our Boutique is still collecting more homemade items. This will be the first year that we are adding a Boutique to our show. Let's make it is a success. Wendy Price is collecting your items and she has some wonderful ideas for displaying our donations.

Paula Pangle is collecting quilts for our auction. We still need more quilts, pillows, etc. for our show. We are hoping that all of our friendship groups will consider making a quilt for our auction. If you have made a special quilt that needs a home, we will find a new home for your quilt.

Janice Elliott is collecting the raffle baskets. Baskets can have any appropriate theme so be creative. If you would like to win your basket; so will others.

Good News. Our Opportunity Quilt is selling a lot of tickets. We collected a record \$800.00 at Road to California alone. If you have a suggestion for displaying our quilt for ticket sales, please contact Pat Pardoen for possible scheduling. Gail Brunel will be giving out your ticket packets at our next meeting and recording tickets sales as you turn in the money and tickets stubs. Remember, we will be giving a really special gift to the person who sells the most tickets. When I say special, I mean to say, it is really special.

Best, Sherri Peltier and Jan Johnson

# Even more information....



Quilts · Quilts · Quilts

Opportunity Quilt Drawing

Merchant Mall - Refreshment Vendor

Hoffman Challenge

Collection On display

Auction Saturday 1 pm

## QUILT SHOW

June 2-3, 2018

Saturday 10am - 5pm

Sunday 10am - 4pm

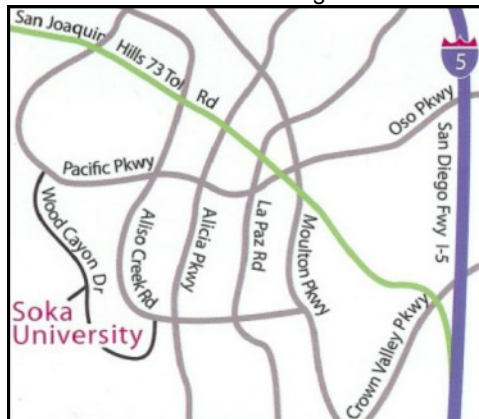
General Admission \$10.00

NO STROLLERS

*Featuring:*

*Past Presidents, Martha Hurlburt and Sherri Peltier*

Air conditioned - Free Parking



For more information:  
Beach Cities Quilters Guild  
[www.beachcitiesquilters.org](http://www.beachcitiesquilters.org)

Soka University Gymnasium  
1 University Drive, Aliso Viejo, CA 92656  
**Exit I-5 at Oso Parkway, go west.**  
**Oso becomes Pacific Park Drive.**  
**Travel about 5 miles on Pacific Park Drive.**  
**Turn left on Wood Canyon Drive.**  
**After one mile, turn right on University.**



## 2018 Quilt Show

Hi, I'm Marian Mapes and I coordinate the layout for the quilt show. We always have a fabulous show because we have the most fabulous quilts and members!

We'd like at least one quilt or entry from every member. We know you all have something from a class or workshop, or block of the month. Or maybe something you made as a special present that you can borrow back. We try to display around 400 items, so that means everyone's participation.

Entry forms and instructions will be at the Opportunity quilt table, on the website, and will be in the Dec, Jan, and Feb Newsletters. The quilts don't have to be done, but the forms are due to me by March 1. Bring them to the next meeting or mail them to me at the address on the form. I'll have a box in the back of the room next month to collect the entry forms. Fill it out now, before you forget. You can enter as many items as you like and we'll see what we can hang. Make sure to include a picture or drawing, and some fabric swatches. These help in how we place the items in the show. Please remember to sign the back of the form.

If you have any questions, my email is on the form and my number is in the roster.

Thank you in advance for your participation!



# Beach Cities Quilters Guild – 2018 Quilt Show Entry Form

Instructions and Rules for Entries - **Entry forms are due by March 1, 2016**

All Entrants must be current members of Beach Cities Quilters Guild

1. A photo, picture, line drawing, or rendering of your entry must be stapled to the lower left of the form, where indicated. Write item title and your name on the back in case it gets detached.
2. Fabric samples must be stapled to the lower right of the form, where indicated. They should be no larger than 2" x 2". Items 1 & 2 will aid in the placement of the entry in the layout.
3. A 4" finished sleeve is required on the top back of the quilt or any item that will be hung. The sleeve must be sewn or basted on; no pinned sleeves are allowed. Items wider than 60" should have a split sleeve, allowing for support in the middle. Sleeve instructions will be available at the meetings, or upon request.
4. A cloth label with owner identifying information must be stitched or basted to all entries (quilt, garment, or other item).
5. A separate entry form must be submitted for each item. ALL information requested must be included. Any changes to the information (size, quilter, techniques) must be sent to [mmapes1231@aol.com](mailto:mmapes1231@aol.com) to update the master record.
6. Please give credit when due, to the pattern, quilter, magazine, etc.
7. Descriptions must be BRIEF. We reserve the right to edit as needed for space requirements. Please include inspiration, pattern, book or class used to make the item. This information will appear on a hanging card attached to the front of your entry.
8. Any quilt greater than 95" in length will need to be pinned up from the floor. Any quilt greater than 95" in width will need to be pinned back at the side. Please consider this when attaching a sleeve.
9. PLEASE MAKE A COPY OF YOUR ENTRY FORM FOR YOUR RECORDS. You need a record of what you entered and the sizes you provided.

**Please Read and Sign:** Every effort will be made to display items submitted with loving care. I understand that BCQG does not insure the entries and I have checked my homeowners, renters or other insurance policy to be sure my entry is covered for any unforeseen problem. I understand my quilt will be photographed for a DVD of the BCQG Quilt Show which will be available for purchase.

Signature of

Owner: \_\_\_\_\_

Any questions, please contact Marian Mapes at [mmapes1231@aol.com](mailto:mmapes1231@aol.com). Turn in forms at the February meeting or mail them to **Marian Mapes, 33695 Marlinspike Dr., Dana Point, CA 92629**. Deadline is March 1, 2018.



# BEACH CITIES QUILTERS GUILD – 2018 QUILT SHOW ENTRY FORM

For Committee Use Only      Item# \_\_\_\_\_ Bin# \_\_\_\_\_

**PLEASE PRINT CLEARLY – Remember to sign the back of the form.**

Member/Maker Name \_\_\_\_\_

Quilter Name (if different than maker) \_\_\_\_\_

Name of Entry \_\_\_\_\_

Quilt Size: Width \_\_\_\_\_ inches      Length \_\_\_\_\_ inches (Measure twice!)

Phone (\_\_\_\_\_) \_\_\_\_\_      Email Address \_\_\_\_\_

**Please circle all methods/techniques used in making the item:**

Machine Pieced	Hand Pieced	Hand Dyed by Maker
Machine Applique	Hand Applique	Hand Painted by Maker
Machine Embroidery	Hand Embroidery	Hand Quilted
Hand Embellished	Original Design	Longarm Quilted by Maker-Amateur
Machine Quilted Domestic Machine by Maker		Longarm Quilted by Maker-Professional
First Time Entry	Other technique _____	

Non-quilt Entry (doll, garment, etc.) – Describe \_\_\_\_\_

**Brief** Description of Entry (50 words or less). Please credit pattern or designer, if appropriate. \_\_\_\_\_

---

---

---

---

---

**STAPLE PICTURE OF**

**ENTRY HERE**

**STAPLE FABRIC**

**SAMPLES HERE**

# GOOD THINGS TO KNOW FOR QUILT SHOW DAYS:


## Beach Cities Quilt Show Pre-Order Lunches

This year at our quilt show that will take place June 2<sup>nd</sup> and 3<sup>rd</sup> we will be having the Titan Hospitality Group catering our lunches. Richard, owner of this company, has put together a wonderful selection of foods for you to pre-order. So instead of standing in to order your lunch you can pre-order it. His booth will be on the patio right outside the show which is also the same patio where our auction will take place.

Please fill out your lunch order and either bring it to the March – April or May general guild meeting and it will be waiting for you at the quilt show. The deadline for pre-orders is: **MAY 10<sup>th</sup>**. If you don't want to pre-order the same lunches will be available during the show. When placing your orders please circle the day you want to pick up your order and make your check out to The Titan Hospitality Group.

If you have any questions please contact me – Julia Renaud at JRenaud@cox.net.


**FULL SIZE MENU FOR ORDERING CAN BE FOUND ON THE WEBSITE UNDER FORMS AND AT THE GENERAL MEETINGS,**



2018 Beach Cities Quilt Show  
"Sunshine, Lollipops and Rainbows"

Order Deadline is **May 10th 2018** - Please see the newsletter for further information  
Payment must be cash or check made payable to Titan Hospitality Group

Name: _____		Pickup Day/Time (Circle Desired):		SAT	SUN	11:00-11:30	11:30-12:00	12:00-12:30	12:30-1:00		
(Includes Sandwich, Side, Beverage and Dessert)											
<b>Boxed Lunch (\$6.5)</b> <u>Sandwiches (Circle one):</u> Roast Beef with Cheddar Roasted Turkey with Provolone Classic Chicken Salad Hummus & Avocado Sandwich (V)		<u>Bread/Wrap (Circle One):</u> French Roll Whole Wheat Bread Spinach Tortilla Wrap		<u>Toppings (Cross out unwanted):</u> Fresh Green Leaf Lettuce Red Onions Vine Ripened Tomatoes		<u>Sides (Circle One):</u> Potato Chips Fresh Fruit Pasta Salad		<u>Dessert (Circle Desired):</u> Cookie Sub Fresh Cobbler (\$2) Add Ice Cream (\$1)		<u>Beverage (Circle One):</u> Coke Diet Coke Sprite Root Beer	
(Salad Only - Cross out any unwanted items)											
<b>Quick Salad (\$6.5)</b> <u>Southwestern Salad:</u> Romaine Lettuce Avocado Black Beans		<u>Cobb Salad:</u> Diced Tomatoes Avocado Hard-Boiled Egg		<u>Dressings (Circle One):</u> Fat Free Ranch Cilantro Ranch Caesar		<u>Balsamic Vinaigrette</u> Blue Cheese		<u>Optional Protein:</u> Grilled Chicken (\$2)			
<b>A la Carte Options: (Circle Requested)</b> <u>Beverages (\$1):</u> Coke Diet Coke Sprite Root Beer		<u>Sides (\$1):</u> Potato Chips Fresh Fruit Pasta Salad Side of Avocado		<u>Desserts:</u> Cookie (\$1) Fresh Cobbler (\$3) Add Ice Cream (\$1)		<u>Order Notes:</u>		<b>Payment Summary</b> CASH \$ _____ CHECK # _____ Total Amount Due: \$ _____ Payment may be made with Cash or Check made payable to "Titan Hospitality Group".			



2018 Beach Cities Quilt Show  
"Sunshine, Lollipops and Rainbows"

Order Deadline is **May 10th 2018** - Please see the newsletter for further information  
Payment must be cash or check made payable to Titan Hospitality Group

Name: _____		Pickup Day/Time (Circle Desired):		SAT	SUN	11:00-11:30	11:30-12:00	12:00-12:30	12:30-1:00		
(Includes Sandwich, Side, Beverage and Dessert)											
<b>Boxed Lunch (\$6.5)</b> <u>Sandwiches (Circle one):</u> Roast Beef with Cheddar Roasted Turkey with Provolone Classic Chicken Salad Hummus & Avocado Sandwich (V)		<u>Bread/Wrap (Circle One):</u> French Roll Whole Wheat Bread Spinach Tortilla Wrap		<u>Toppings (Cross out unwanted):</u> Fresh Green Leaf Lettuce Red Onions Vine Ripened Tomatoes		<u>Sides (Circle One):</u> Potato Chips Fresh Fruit Pasta Salad		<u>Dessert (Circle Desired):</u> Cookie Sub Fresh Cobbler (\$2) Add Ice Cream (\$1)		<u>Beverage (Circle One):</u> Coke Diet Coke Sprite Root Beer	
(Salad Only - Cross out any unwanted items)											
<b>Quick Salad (\$6.5)</b> <u>Southwestern Salad:</u> Romaine Lettuce Avocado Black Beans		<u>Cobb Salad:</u> Diced Tomatoes Avocado Hard-Boiled Egg		<u>Dressings (Circle One):</u> Fat Free Ranch Cilantro Ranch Caesar		<u>Balsamic Vinaigrette</u> Blue Cheese		<u>Optional Protein:</u> Grilled Chicken (\$2)			
<b>A la Carte Options: (Circle Requested)</b> <u>Beverages (\$1):</u> Coke Diet Coke Sprite Root Beer		<u>Sides (\$1):</u> Potato Chips Fresh Fruit Pasta Salad Side of Avocado		<u>Desserts:</u> Cookie (\$1) Fresh Cobbler (\$3) Add Ice Cream (\$1)		<u>Order Notes:</u>		<b>Payment Summary</b> CASH \$ _____ CHECK # _____ Total Amount Due: \$ _____ Payment may be made with Cash or Check made payable to "Titan Hospitality Group".			

# **AUCTION**

**Going...GOING...GONE...TO NUMBER....????**

**This could be you with a chance to purchase one of the beautiful items that will be auctioned at the quilt show on Saturday June 2nd. The excitement builds as each item is put up for auction and the bidding starts.**

**There have been several amazing donations so far but we would like more. Quilts are always a big hit but so are table runners, wall hangings along with pillows, bags, etc. If you have an item you would like to donate please contact Paula Pangle at (949) 951-2284 or email [paulapangle@sbcglobal.net](mailto:paulapangle@sbcglobal.net).**

## **PLEASE NOTE:**

**THERE HAS BEEN A TIME CHANGE FOR THE AUCTION. INSTEAD OF STARTING AT 1pm  
THE NEW TIME IS 2:30pm**

## **OPPORTUNITY QUILT**

**OPPORTUNITY QUILT: WOW!!!** As in past years, our guild has come up with gorgeous Opportunity quilts and this year we have a real stunner!!! Titled "**Sunshine, Lollipops and Rainbows**" this quilt radiates happy feelings - it will make you sing!!! We have sold lots of tickets and have had so many wonderful comments when it has traveled to other guilds and was a huge hit at Road to California. With that said, we still need your help selling tickets.

The biggest fundraising we do at the quilt show is the Opportunity quilt. Ticket sales so far have been good but we need members to do their part. BCQG asks all members to take \$30 worth of tickets (that's 36 tickets) and either buy them yourself or sell them to family and friends. You don't have to stop at just that number, sell as many as you can. For each \$30 worth of tickets you sell, you will be able to put your name on a red raffle tickets to be entered into a drawing for a prize. Each month from March through May, 5 names will be drawn at the general meeting. The sooner you turn in your money, the more chances you have to win. Once you win, your winning ticket will be taken out. So sell more and get your name entered multiple times.

If you haven't gotten your packet of tickets when you checked in at the meetings, we will have them at the quilt show table. Gail Brunell will be at the table giving out ticket packets and collecting the money. If you would like additional tickets and can't get to the meetings, please her at (949) 433-5895.



## **RAFFLE BASKETS**

As Sherri has stated, our Quilt Show is an important event for our guild to raise funds to support the wonderful meeting we attend each month. We cannot exist without your time and generosity. I am asking for your assistance to donate items for our wonderful Raffle Baskets. You can donate items or put together a basket yourself, the choice is yours. Anything you can do will be greatly appreciated.

I would like to correct myself as back in January I said to keep baskets quilting related. Well that's not exactly correct, the baskets and/or items can be also contain themes such as gardening, tea, coffee, movie night or whatever gets you excited as I'm sure it will excite us too.

Please bring items to guild meetings or give me a call so we can arrange a time that I can come by to pick up.

Thank you for your time and energy, I look forward to a fantastic Quilt Show this June.

Janice Elliott  
949-633-6015

### **Volunteers:**

Our Quilt Show needs many, many different Volunteers to work 2-hour shifts during both days of the Quilt Show and for Set-Up on Friday, June 1st. The jobs vary and it is fun to be a part of making the Quilt Show a success! Jobs range from standing and greeting guests to sitting as a cashier, working the Boutique, or being a White Glove helper (an area we need LOTS of help with). You don't need any special quilting experience or knowledge to do any of these of jobs; it is easy and we will show you how. Plus, when you volunteer, you are really investing to help our Guild be a success for the next two years and beyond. If you are thinking, "They don't need me, I am not on the Board, so I will just go to the show" or "I don't want to lift or stand very long, so I won't volunteer", well you could not be more wrong! Our lovely Guild needs "all hands on deck to help" (as my dad would say), meaning that we cannot do it without your time, smile and helping hands. We have sitting and standing jobs, so there is something for everyone. I am inviting every Guild member to visit me at the March meeting and sign-up for 1 or 2 shifts, if possible. Your ticket gets you in both days, so think of what works for you. For example, I like to volunteer in the morning and then visit the show in the afternoon, or vice versa. Thanks for signing up. You will be glad you did!

"Sometimes, the smallest things take up the most room in your heart," Winnie the Pooh, from Winnie the Pooh, A.A. Milne.

Keri Follmer, volunteer coordinator

Lillian's quilt shack on Etsy  
pre-cuts, fabric & handmade quilts

Quiltmemories.com

T-shirt, memory quilts and custom quilts

949-583-0867

Lillianplee@cox.net  
longarm computerized machine quilter



Sheri Siedentop, Proprietor

**THE QUILT  
CUPBOARD**

1243 E. Imperial Hwy  
Placentia, CA 92870  
714-993-3091

sheri@thequiltcupboard.net www.thequiltcupboard.net

### LETTER FROM THE EDITOR:

I feel so blessed to have been an active member of Beach Cities for several years. I grew up learning positive mental attitude. My distributive education teacher in high school started every class with "act enthusiastic and you'll be enthusiastic". I want to extend a huge thank you to everyone who is in the guild. Even if all you can do is come to the meeting to hear another fabulous speaker, you're participating. So the next time you see someone doing the best they can, thank them...that's the best payment we can receive. **Candy Crain**

**LET US REINFORCE THE POSITIVE WITHIN OUR GUILD,  
WE ALL HAVE THE SAME GOAL; LEARNING NEW  
THINGS ABOUT OUR ART.**

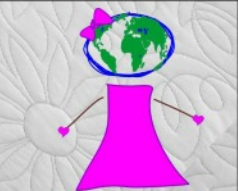


**PAL's**   
Sewing & Vacuum Since 1967

**(949)645-7257**

**JANOME**

**Superior**  
THREADS



Dress the Globe

**Handi  
Quilter**

OFFICIAL RETAILER

**elna NECCHI melco**

**SoCal's Largest Janome Selection**

- \* **Lowest Price Guarantee**
- \* **Complimentary Service Plans**
- \* **In House Service of All Brands**
- \* **Free Service/Repair Estimates**
- \* **Same Day Service Available**

**www.PalsSewVac.com**

**2299 Harbor Blvd  
Costa Mesa, CA 92626**





# DOOR PRIZES

Hello quilty friends,

February Guild Meeting was a lot of fun - it is our birthday month, so we enjoyed the Valentine's Day décor and delicious food on the Hospitality Table (love the Red Vines). Thank you to all who bring goodies every month (even when it is not your birthday month.) Down to business ... Door prizes needs help picking up from Rosie's Calico Cupboard. Please text or email Deborra or I if you are going there at the start of the month and we will call them ahead of time to set up the Door Prize. Thank you in advance! A few people have done that recently and it really helps us & the shop so much. For the February meeting, BCQG received donations from local quilt shops and new patterns and books from anonymous Guild member donors. We thank the following local quilt shops who donated so generously to BCQG:

- Fat Quarters, Vista: two "grab your grocery bag kits, scant quarter-inch rulers
- Grand Country Quilters: 4 fat quarter packs, 2 charm packs Moda, 1-10" fabric pack Marcus fabrics
- Moore's Mission Viejo: two fat quarter stacks
- OC Sewing: pair of machine quilting gloves
- Orange Quilt Bee: 2, \$10 gift cards to the store
- Quilt in a Day: book "Quilt's From El's Attic, Quick Trip Quilts, basket weave pattern, Square it Up ruler
- Rosie's Calico Cupboard: a project bag with patterns, fat quarters, a strawberry eco bag
- The Quilter's Faire: yo-yo animal pattern and yo-yo makers, apron and cushion patterns, circle rotary cutter

Keep working on those Quilt Show entries and we will see you in March!


Keri & Deborra



# BLOCK PARTY – 2017-2018

## GENERAL INSTRUCTIONS

1. The blocks this year will be "sampler type" blocks, some of which you've done before, some new twists on old ones and even one or two you may not have seen or made before.
2. There will be 12 blocks presented during the year, but the book at the end of the year will include all 20 blocks that are in the quilt on display.
3. You can choose your own colors and final layout. If you choose to do the same fabric background on your quilt rather than a "mixed" background (like the quilt on display), you will need about 2-2 1/2 yards of background fabric - or perhaps a bit more if you do all 20 blocks.
4. The unfinished size of a 12-block quilt with interior sashing will be approximately 39" x 53". The unfinished size of a 20-block quilt (as shown) will be approximately 53" x 66 1/2". Whatever size borders you put on your own quilt will determine it's finished size.
5. If you want to participate and don't know what you would do with another sampler quilt, we suggest donating it for Philanthropy. We know they would be more than happy to receive your donation.
6. Each month that you bring in your completed block, your name will be put into a drawing for a nice prize. All the quilters who bring in their completed quilt tops at next October's meeting will have a special drawing for a MAJOR and wonderful prize to be announced sometime later.
7. Join the fun! Your chances at receiving a prize at one of the months during the year are pretty good. And, if you choose to donate your quilt to Philanthropy, everybody wins!
8. If you have any questions regarding this year's Block Party, please email them to Rachel Fernelius - [fernelius2@cox.net](mailto:fernelius2@cox.net) or Jane Yapp - [jyapp@cox.net](mailto:jyapp@cox.net). Or you can call Jane at (949) 837-3651.



**Block Party – 2017-2018**

**February 2018**

## **ARKANSAS CROSSROADS**

**Fabric A: (Darkest Fabric)**

**Cut a strip 3 1/2" x 14 1/4"**

**Fabric B: (Medium Fabric – shown above as small bricks)**

**Cut a strip 3 1/2" x 14 1/4"**

**Fabric C: (Medium Fabric – shown above as squiggly pattern)**

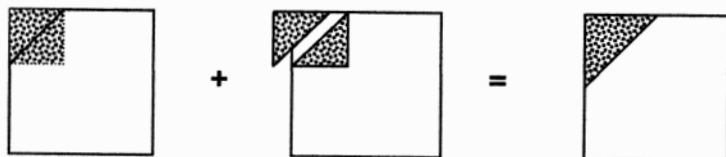
**Cut a strip 3 1/2" x 14 1/4" – Sub-cut into 4 – 3 1/2" squares**

**Fabric D: (Background/Lightest Fabric)**

**Cut a strip 6 1/2" x 13 1/4" – Sub-cut into 2 – 6 1/2" squares**

**Sew Fabric A and Fabric B together (right sides together) lengthwise. Press to darkest fabric. Sub-cut into 4 - 3 1/2" pieces. Take 2 cut pieces and arrange them into a 4-patch block; sew together. Repeat with the 2 other pieces. Square up both blocks to 6 1/2".**

**Fabric C – Draw a diagonal line on back of all squares. Lay a Fabric C square on the upper left corner of a Fabric D square – right sides together; sew on drawn line. Lay 1/4" line of ruler on sewn line; cut away excess and press medium fabric towards the corner as shown below. Repeat process above on the opposite diagonal corner. Repeat entire process with the remaining Fabric D square. Square up both blocks to 6 1/2" squares.**



**Lay out your blocks as shown at the top of page. Sew rows together, pressing towards the darker block. Sew rows together.**

**This will make an unfinished 12 1/2" block.**

# WORKSHOPS

## General Information for Workshops

### Place:

Our workshops are held at Community Presbyterian Church, 32202 Del Obispo Street, San Juan Capistrano, CA 92675.

Time: 10:00 a.m.-4:00 p.m. You may arrive 15 minutes early to set up your work space. Remember to bring your lunch/drink/snack.

Fee: \$40.00 payable at sign-up. No refunds, but you may find a substitute to fill your spot and have them pay you.

### **March**

Lenore Crawford; [www.lenorecrawford.com](http://www.lenorecrawford.com)

Lenore will be teaching a two day workshop on Friday, March 9th and Saturday, March 10th. The workshop fee for the two days is \$80.00.



Fusing and fabric painting will be the focus of this workshop. There will be a \$15 supply fee which includes the pattern. You may choose from 5 different patterns. There will be no sewing- just designing and fusing.



March, continued: You will learn how to make your own patterns from your personal photos with an emphasis on value. Then, you will do fabric painting to add detail and depth to your design.

## **April**

Peg Pennell; [www.pegpennell.com](http://www.pegpennell.com)

### **Hand Applique'**

Hand applique' is appealing to the eye and has so many applications. In this class the students will learn techniques to prepare and attach stems, leaves and petals in a simple yet elegant flower design. Come and take pleasure in this relaxing class where the emphasis is on enjoying the process. 3 hour class



### **Superior Finishes-Binding your Quilts**

(3 hour class)

Is binding the quilt your least favorite part? Tired of humdrum finishes? Come and learn piping and binding techniques to make your quilts stand out in a crowd. In class you will be making samples of finishing methods to take home and use on your own quilts. Binding will never be boring again!

supply list

**May**

Christine Barnes; [www.christinebarnes.com](http://www.christinebarnes.com)



**June**

no workshop due to BCQG Quilt Show

**July**

Tonya Alexander; [eyecandyquilts.blogspot.com](http://eyecandyquilts.blogspot.com)

**August**

Sandy Corbin; [www.sandycquilts.com](http://www.sandycquilts.com)

**September**

Brenda Henning





# PHILANTHROPY



This has been another interesting month for BCQG Philanthropy. We donated 30 quilts, 20 NICU blankets and 9 pillowcases between the January and February meetings. They went as follows: 2 quilts to individuals in need, 6 quilts to Mission Internal Medical Infusion Center, 9 quilts to UCI Oncology, 2 quilts to Ventura Fire Victims (that makes about 15 total plus fabric for making backs), 6 quilts to Sea Crest Hospice (for veterans), 1 auction quilt to the Placentia Police K-9 Foundation, 2 quilts and 7 pillowcases to Royale Therapeutic Treatment Center, 2 quilts and 2 pillowcases to United Cerebral Palsy, and 20 NICU blankets to Saddleback Hospital Neonatal Intensive Care Unit.

We have a request from Rare Science, an organization that works with children with rare diseases. They have started a Rare Bear program. They are asking for teddy bears, handmade and from a specific Simplicity pattern. Their goal is to give every child involved with them, one of these teddy bears. Philanthropy has one pattern – we would be happy to share if anyone wishes to make a bear or two. You can look at their website for additional information: [www.rarescience.org](http://www.rarescience.org).

We received an incredible fabric donation from a woman in the community. Most of it came in 6 yard lengths. We now have backing for most of our adult quilts for a very long time. The fabrics are beautiful.

There is a big change in how we are handling the storing and distribution of quilts. Michelle Naas has been in charge of that part of Philanthropy for several years, but because of surgery and lifting restrictions, will not be able to continue. We have divided the work: Barbara Green will have the baby quilts; Cathy Pilliod and Janice Trumbauer will have the children's quilts; and Julie Greenspan will have the adult and teen quilts. If you need a quilt and can't remember who to contact, you can always contact me.

The March Sewing Day will be Monday, the 5<sup>th</sup>, at the Laguna Niguel Library, from 10:30 until about 4:00.

Thank you for all your good work. This is a pretty amazing program.

Mary Ann Wahl  
[maryannwahl@live.com](mailto:maryannwahl@live.com)

Diana O'Connor  
[dianaoconnor70@gmail.com](mailto:dianaoconnor70@gmail.com)

Michelle Naas  
[mrenenaas@gmail.com](mailto:mrenenaas@gmail.com)

Mary Matura  
[rmndog@cox.net](mailto:rmndog@cox.net)

Barbara Green  
[bigrin@cox.net](mailto:bigrin@cox.net)





## Library News from the Book Lovin' Babes



We've been busy toting those bins around, checking what we have, and getting excited about our BCQG Books! By sharing the load, the job gets done, and we all make new friends in the process – it's a Win – Win  
If you have books, you haven't returned, please bring them to the March General Meeting! We'll minimize your fine if it seems to be unreasonable.

If you have books you'd like to see, please check out [Our Library Page](#) on the website.



For each meeting, we will bring a different group of books. If you want a special book, please email [Jan.ron.smith@hotmail.com](mailto:Jan.ron.smith@hotmail.com). We will bring it to the next meeting for you unless it's checked out by another member.

Heide Bush, Liz Pickering, Jeanette Floyd, Starlene Boyer, Jan Smith & Sharon Jeager



# UPCOMING SPEAKERS - BEACH CITIES QUILTERS GUILD:

March - 2018	Lenore Crawford	<a href="http://www.lenorecrawford.com">www.lenorecrawford.com</a>
April - 2018	Peg Pennell	<a href="http://www.pegpennell.com">www.pegpennell.com</a>
May - 2018	Christine Barnes	<a href="http://www.christinebarnes.com">www.christinebarnes.com</a>
June - 2018	Members' Showcase	
July - 2018	Tonya Alexander	<a href="http://eyecandyquilts.blogspot.com">eyecandyquilts.blogspot.com</a>
August - 2108	Sandy Corbin	<a href="http://www.sandycquilts.com">www.sandycquilts.com</a>
Sept - 2018	Brenda Henning	<a href="http://www.bearpawproductions.com">www.bearpawproductions.com</a>
Oct - 2018	President's Quilt	
Nov - 2018	Pam Dinndorf	<a href="http://www.aardvarkquilts.com">www.aardvarkquilts.com</a>
Dec - 2018	Holiday Gala	
Jan - 2019	Jill Schumacher	<a href="http://www.thesewnsew.com">www.thesewnsew.com</a>
Feb - 2019	Laura Wasilowski	<a href="http://www.artfabrik.com">www.artfabrik.com</a>
Mar - 2019	Rami Kim	<a href="http://www.ramikin.com">www.ramikin.com</a>
Apr - 2019	Edyta Sitar	<a href="http://www.laundrybasketquilts.com">www.laundrybasketquilts.com</a>
May - 2019	Nick Coman	<a href="http://www.dragonflydyeworks.com">www.dragonflydyeworks.com</a>
Jun - 2019	Peggy Martin	<a href="http://www.peggymartinquilts.com">www.peggymartinquilts.com</a>
Jul - 2019	Becky McDaniel	<a href="http://www.beckymcdaniel.com">www.beckymcdaniel.com</a>
Aug - 2019	Members' Showcase	

## VISIONS ART MUSEUM

Contemporary Quilts + Textiles

2825 Dewey  
Road  
San Diego, CA  
92106

619-546-  
4872

[visions@visionsartmuseum.com](mailto:visions@visionsartmuseum.com)

*Dedicated to Quilts and Textiles*

at Liberty  
Station

## Moore's

*Sewing Machines, Cutting Fans, Vacuums  
Specialists in Sales & Service  
A Fourth Generation Family Business*

MISSION VIEJO 25390 Marguerite Hwy. (848) 580-2520  
HUNTINGTON BEACH 15041 Goldenwest St. (714) 898-3222  
CORONA 591 N. McKinley St. #105 (951) 368-4577  
VICTORVILLE 16210 Deer Valley Road (760) 270-4477  
THU-CLIA 28480 Ynez Road, Hc. F & G (858) 297-3786  
OUTLET CENTER 22532 Avenida Empressa, RSM (349) 329-3459

[www.mooresew.com](http://www.mooresew.com)

**CLASSIFIED**

## Ads

We are pleased to announce a classified advertising service for our members and friends.

We will list it under Classified Ads on the website. As we are still getting used to this, we will waive the fees, \$2 for members, and \$5 for non-members.

All items must be quilt related, no services to be advertised; those would fall under normal advertising with business card. Examples would be machines for sale, fabric yardage needed or for sale. Please be sure to include at least one picture.

Questions? Email Candy

We are working on getting it set up to have live links for all of our advertisers on the website. Watch for more info in the future.

My cohort in confusion is Jan Smith. Our aim is to elevate our website to the next level, so keep checking it for new information.

QUILT ON!

Candy Crain: [kandis55@gmail.com](mailto:kandis55@gmail.com)

Jan Smith: [jan.ron.smith@hotmail.com](mailto:jan.ron.smith@hotmail.com)

FOR SALE: Husqvarna Viking Mega Quilter sewing machine and 12' quilting frame. It has Cruze Controller. Picture of frame at <https://www.sewingmachinesplus.com/svp-inspira-iquilt-frame.php> Purchased new in 2005. No room in new home for this equipment. Price for entire package \$800 obo. Ruth Bailey 949-587-1311 or email [rbailey@comline.com](mailto:rbailey@comline.com)

FOR SALE: Pfaff Creative 4.5 sew/embroidery machine. I paid \$5250.00, last February, I would like to sell it for, \$4400. I also have all attachments and manuals. Donna Sparks 626-695-1238





	BCQG Annual Budget						
10/1/17 thru 9/30/18							
Income	October	November	December	January	YTD Total	YTD Budget	Variance
Advertising		1,000.00		300.00	1,300.00	1,600.00	(300.00)
Amazon		31.68			31.68	200.00	(168.32)
Block Party	-	224.50		20.00	244.50	-	244.50
Library					-		-
Membership	6,160.00	2,620.00		40.00	8,820.00	9,500.00	(680.00)
Monthly Mini	238.00	218.00		57.00	513.00	1,000.00	(487.00)
Philanthropy		1,126.00	120.00		1,246.00		1,246.00
Quilt Show (2018)					-	18,000.00	(18,000.00)
Tea & Tour					-		-
Ways & Means					-	500.00	(500.00)
Welcoming					-	200.00	(200.00)
Workshops	1,060.00	940.00		1,505.00	3,505.00	5,500.00	(1,995.00)
Total Income	7,458.61	6,333.83	120.00	1,922.61	15,660.18	36,500.00	(20,839.82)
Expenses							
Advertising					-	-	-
Block Party	168.05	30.39			198.44	200.00	1.56
Donations					-	500.00	500.00
Door Prizes					-	150.00	150.00
Facilities	2,062.00	1,596.00		2,976.00	6,634.00	13,000.00	6,366.00
Friendship Groups					-	50.00	50.00
Hospitality	39.67				39.67	325.00	285.33
Website/newsletter					-	755.00	755.00
Library					-	200.00	200.00
Membership				607.00	607.00	800.00	193.00
Monthly Mini					-	25.00	25.00
Operations	697.04	109.53	182.66	408.23	1,397.46	2,450.00	1,052.54
Parliamentarian					-	25.00	25.00
Philanthropy	614.84	1,153.60	317.54	189.71	2,275.69	6,500.00	4,224.31
President's Quilt				52.80	52.80	400.00	347.20
President					-	300.00	300.00
Programs		665.28	159.59	653.83	1,478.70	13,000.00	11,521.30
SCCQG	40.00				40.00	100.00	60.00
Secret Sisters					-	25.00	25.00
Secretary					-	50.00	50.00
Show & Tell					-	10.00	10.00
Special Event - Quilt Show					-		-
Special Event - Spring Tea					-		-
Treasurer		69.99			69.99	140.00	70.01
Ways & Means					-	50.00	50.00
Welcoming					-	100.00	100.00
Workshops		1,600.00		550.00	2,150.00	8,125.00	5,975.00
Total Expenses	3,621.60	5,224.79	1,603.20	5,570.56	14,943.75	47,280.00	32,336.25
Net Income/Expenses Gen'l Acct	3,837.01	1,109.04	1,483.20	3,647.95	716.43		11,496.43
Advance to Quilt Show		-			-		-
Other Income							
Quilt Show Current Year Income					-		-
Interest Income CD		2.94			2.94	10.00	(7.06)
Interest Bus. Advtge Select Savings	0.61	0.59	0.61	0.61	2.42	15.00	(12.58)
Total Guild Results					721.79	25.00	11,476.79
Bank Accounts							
BCQG General Business Fund	15,353.49	15,526.55	12,448.74	8,894.18		10,663.98	
Transfer to General Account							
BCBQ All CD Accounts	10,023.68	10,024.28	10,024.86	10,025.45		10,023.11	
Transfer from CD							
BCQG Bus. Advantage Select Savings	23,891.34	23,891.93	23,892.54	23,893.15		23,890.73	
Transfer from Bus Advatge Select Savings							
Special Events Funds	4,524.40	4,424.40	4,424.40	4,143.42		5,000.00	
Transfer from Special Events							
Total Bank Accounts	53,792.91	53,867.16	50,790.54	46,956.20	-	49,577.82	-

Note: Murray Center paid up through March  
Public Storage paid up through April > Facilities  
Presbyterian Church paid up through March > Workshops



# PLACES TO GO AND THINGS TO DO.....

## March

- 2 thru 3 Desert Guilds Quilt Show (Palm Springs) Fri & Sat 10 to 4, \$7  
10 thru 11 Spring into Quilting (Friendship Square Quilters Guild) Sat 10 to 5 & Sun 10 to 4, \$8

## April

- 21th Garden Party (Simi Valley Quilt Guild) Sat. 10 to 4, \$15  
Sat. 10 to 4, Free  
13 & 14 Quilting by the Sea (Camarillo Quilters Assoc.) Fri. 10 to 5 / Sat. 9 to 3, \$10  
21<sup>st</sup> Quilted Treasures Auction/Tea (Flying Geese Quilters Guild) Sat. 11 to 2, \$5  
24 & 25 Color Me Happy Quilt Show (Fort Bragg, CA) Sat. 10 to 5 / Sun. 10 to 4, \$5  
27 & 28 From Bolt to Bed (Los Angeles County Quilters Guild) Fri. 9 to 5 / Sat 9 to 3, \$10

## May

- 23 thru 29 Seven Sisters Quilt Show & Workshops (Six quilt guilds) Show-Sat & Sun, Workshops-Mon thru Friday (San Luis Obispo)

## June

- 2 & 3 **BEACH CITIES QUILT SHOW**, Soka University  
23 & 24 Quilts of the Central Coast Guild) Fri. 10 to 5 / Sat. 9 to 4, \$8  
21 thru 23 Quilt, Craft & Sewing Festival (Pleasanton, CA) Details on [quiltcraftsew.com](http://quiltcraftsew.com)

## ON-GOING

Inland Empire Modern Quilt Guild announced the meeting date/time for quilters interested in modern quilting: 1<sup>st</sup> Saturday of the month, 2-4pm. Location is the City of Grand Terrace Community Room in Grand Terrace.

Thanks to Sharon Jaeger for compiling these events, Candy

## **Friendship Square Quilt Guild**

**Presents: "Spring into Quilting"**


**Sat. March 10, 10- 5, Sun. March 11, 10 -4**

**La Habra Community Center**

**101 W. La Habra Blvd., La Habra 90631, Admission \$8**

**Large Quilt Display, Vendors, Boutique, Quilt Sales,**

**Silent Auction, Quilt raffle with proceeds to aid breast cancer patients and Opportunity Quilt**



## Flying Geese Quilters Quilt Guild Presents Quilted Treasures



### Quilt Auction

The Flying Geese Quilters' Guild of Irvine presents "Quilted Treasures" Quilt Auction and Luncheon/Tea. April 21, 2018, 11 a.m. - 2 p.m. Activities include a live quilt auction of beautiful handmade quilts, silent auction, and raffle baskets.

Miller Community Center, [300 Centennial Way, Tustin, CA](http://www.flying-geese.org/activities.htm)

<http://www.flying-geese.org/activities.htm>

Cost: \$5 Parking: Free Thank you. Michelle Howe, Flying Geese Quilters Guild [mhowe93@gmail.com](mailto:mhowe93@gmail.com)





**ASGLA Tenth Anniversary Celebration**  
**Saturday, April 14, 2018 9:00 am - 3:00 pm**  
**Almanson Court 700 South Almanson Street,**  
**Alhambra, CA 91801**

**ASG Members: \$81**

**Non-Members: \$126**

**This price also includes: Special Speaker, Peggy Sagers, continental breakfast, buffet lunch, beverages, and dessert.**

**Sign up at [www.ASGLA.org](http://www.ASGLA.org)**

**Special Guest Speaker: Peggy Sagers** Peggy Sagers has a BS degree in Fashion Merchandising/Fashion Design. She has her own pattern line, Silhouette Patterns, which are the only patterns with exclusive B, C, and D cup sizing to create the perfect fit in both cup size and length. She also produces weekly fit and construction videos which you can subscribe to at SilhouettePeeps. And if that is not enough, Peggy can be seen on Public Television's *Fit 2 Stitch* which is currently airing its 6th season. Peggy focus is to bring you factory construction methods for your garments to make your sewing fast and easy, with results that are always current and stylish. As with our very first event, Peggy Sagers will be our special speaker. She will be here to answer your sewing questions. Bring your sewing problems and questions and Peggy will have your solutions! **We hope all ASGLA Members will attend to help us celebrate! Don't delay, sign up today, we expect this event to fill quickly.**

## *"Basic Necessities" by Eileen Campbell*

This 21" x 6" wall hanging with sleeve is an extraordinary addition to any sewing room! If you can't find those scissors or seam ripper at least you can look at their image on your wall and get even more frustrated!



The March Mini is courtesy of Eileen Campbell. Many of you know her for her cheerful smile, kind demeanor and modesty over her accomplishments. Not only is she a long time guild member not to mention an extraordinary, avid quilter and a great behinds the scenes gal always willing to help. She received the "Golden Thimble" award for her service to the Guild in 2011. She's a gardener, grandma, wife, and quilter who owns a Border Collie named, Gibson.

### **Tickets:**

**The complete set of Tools**


**13 for \$10.00**

**Just the rotary Cutter**

**6 for \$5.00**


**1 for \$1.00**

**We take cash or checks no IOU's !**



### Turn to an Easier Way of

- Create quilting and appliqué shapes with speed and precision
- Effortlessly cut many fabrics, even multiples at once
- Choose from classic, geometric and strip designs



# FRIENDSHIP CIRCLES

Friendship Circles are an integral part of your experience of being a Beach Cities Quilters Guild member. You form strong relationships with the other members of your Friendship Circle, and enjoy the camaraderie of interacting with quilters who like to work on the same type of quilting projects as you do. If you choose to meet on weeknights, during the day or on weekends, there will be a group for you to join. Stop by the Friendship Circle table at the next Guild meeting and let us know your interests (batiks, modern quilts, art quilts, etc.), and we will get you connected with the group most suited for you. Don't miss out on the fun of being a part of a Friendship Circle!

- Jackie Besozzi and Cathy Pilliod



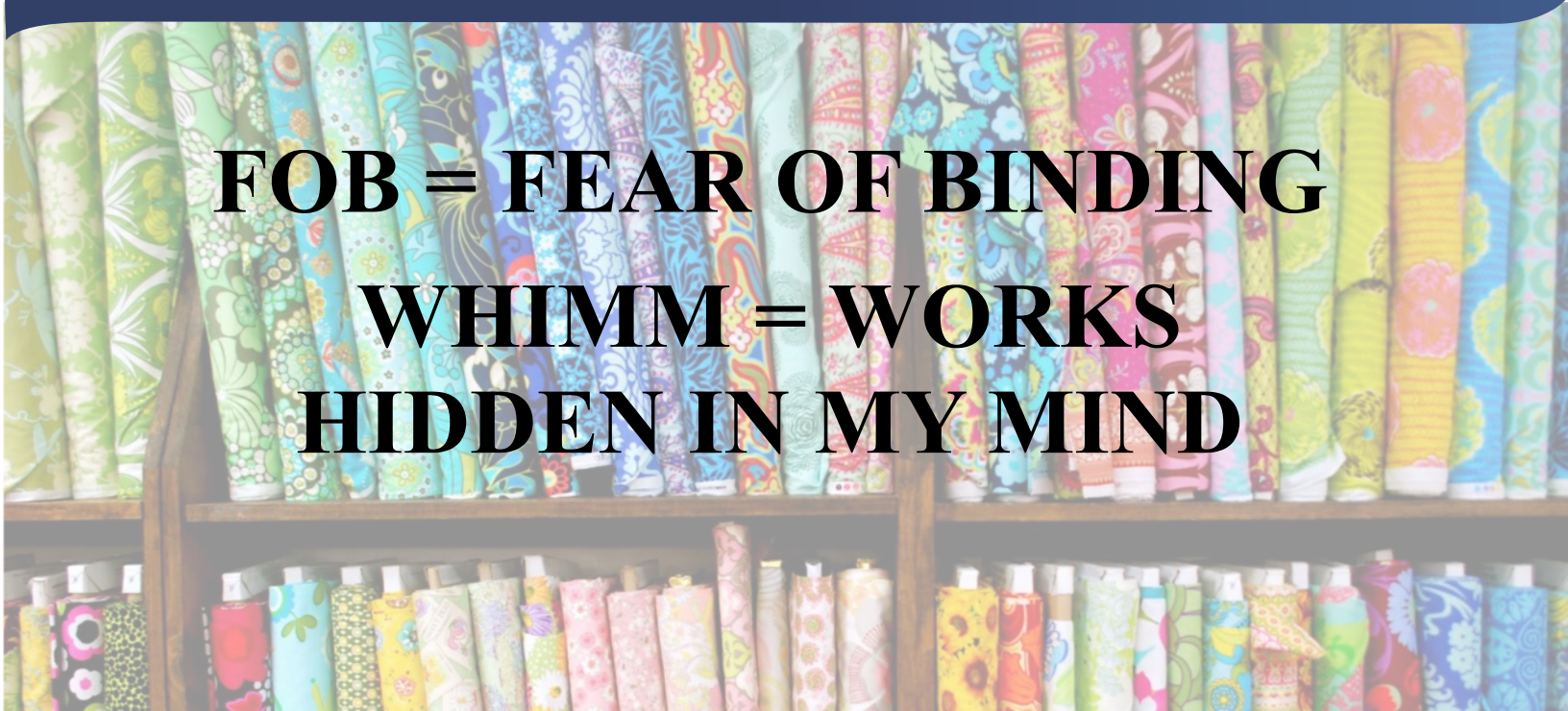


# Hospitality

MARCH IS MARY'S BIRTHDAY MONTH,  
AND OF COURSE GREEN FOOD IS GOOD FOR  
St. Patrick's Day FROM THE EDITOR, CANDY  
CRAIN ON BEHALF OF DENISE

Denise Morisset

What does that mean?



**FOB = FEAR OF BINDING**  
**WHIMM = WORKS**  
**HIDDEN IN MY MIND**

# SUNSHINE AND SHADOWS

Congratulations to Deb Komatsu and her husband Stan....they are celebrating their 50th wedding anniversary.

Sonya Sondrachild had her 2nd hip replaced. All cards, texts,, and visits would be appreciated during her recovery.

Our heartfelt sympathies go to Jean Carr who lost her husband of 59 and 1/2 years. Cards would certainly be appreciated as she and her family grieve his loss.

Lyndy Dye welcomed her first grandchild Henry Paul Peterson on November 20th. He was 7lb8oz and 21 inches long and is a delight. His middle name honors Lyndy's husband Paul.

Sandra Johnson's Indigo Winter will appear in the Winter Issue 2018 of Simply Moderne and her Love Forever will be in the Spring 2018 issue. Congratulations to her.

If you have any news you would the Guild to know (success, travels, births, illness), please contact Elaine Pappas-Puckett at 949-831-1072.

## Cosmic Quilting

Longarm Quilting Services  
Classroom & Meeting Space

Karen Miller

949-281-7728 mobile

949-716-6777 studio

23011 Moulton Pkwy, A-15  
Laguna Hills, CA 92653  
cosmicquilting@gmail.com  
cosmicquilting.com

