



Stitches in the Sand

WWW.BEACHCITIESQUILTERS.ORG

February 2018

MEETING DATE: Thursday, February 8, 2018 Social Hour 6:30 p.m. Meeting Starts at 7:00 p.m.

February Guest Speaker Cara Gulati



Cara Gulati has spent her life around fabric. She has sold fabric and clothes, designed them both and ended up with her own company as a designer and manufacturer of children's wear.

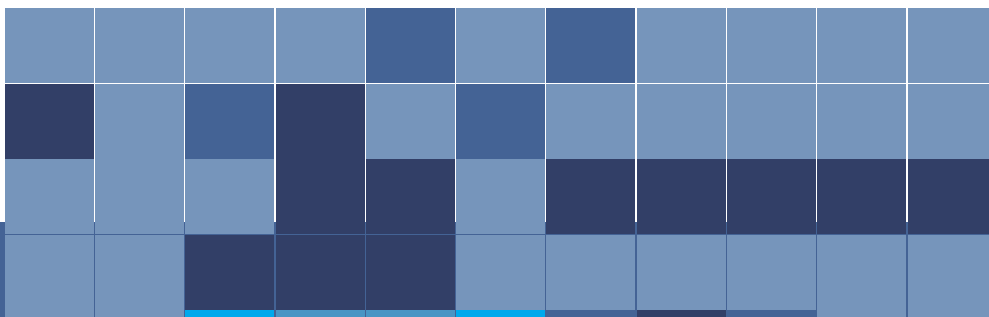
Fiber art and quilting in particular grabbed her heart and led her to things of a flatter nature.

Cara makes very large art quilts and is currently working on a series called 3-D Explosion. She has written a book and teaches workshops on this design and sewing technique. One quilt in the series, "3-D Party Explosion" won Viewer's Choice at the Houston International Quilt Festival in 2003.

PLEASE REMEMBER THE PRE-MEETING DINNER AT CPK AT 4:30

TABLE OF CONTENTS

Page 2 - Presidents Message
Page 3-9 - Quilt Show
Page 10 - Welcoming
Page 11 - Door Prizes
Page 12-13 - Block of the Month
Page 14-16 - Workshops
Page 17 - Philanthropy
Page 18 - Library
Page 19- Upcoming Speakers
Page 20 - Classified
Page 21 - Financials
Page 22 - Sponsors
Page 29 - Friendship circles
Page 30 - Hospitality
Page 31 - Sunshine and Shadows
Page 32 - MONTHLY MINI



PRESIDENT'S MESSAGE

What a great meeting we had with our guest speaker, Tina Curran. I'm sure you're all fired up and inspired to create some wonderful quilts. Speaking of wonderful quilts, our quilt show is coming up just around the corner, so start planning which quilts you're going to enter in our show and start sewing! As for inspiration, I hope you all got a chance to visit Road2California to see some amazing quilts and do some much-needed shopping. I, for one, am hoping to get some significant quilting time in over the next couple of months – those UFOs are calling out to me.

February should be another great month for the guild with the promise of a great speaker and a wonderful workshop. If you haven't ever taken a workshop, please consider it, especially if you are relatively new to the guild – it's a great way to get to know other members in a smaller setting.

Volunteering for the quilt show is also another great way to meet other quilters and give back to your guild at the same time. Remember, it takes all of us working together to keep our guild going strong as the incredible group that it is.

—Mary Mulcahey

PLEASE
WEAR
YOUR
NAME
TAG



The Quilt Show is coming....

SUNSHINE, LOLLIPOPS AND RAINBOWS



94 " x 94"

Made with Kaffe Fassett Fabrics

Pattern, **Lollipop Trees**, by Kim McLean, used with permission

Made by BCQG Members

Quilted by Cecilia Quilts

Cecilia Hosford, 714-401-3563

Opportunity Quilt
tickets

\$1 per ticket

6 tickets for \$5

Candy Crain (949)547-6961

kandis55@gmail.com



Beach Cities Quilters Guild • P.O. Box 2328 Mission Viejo, CA 92690-2328

QUILT SHOW UPDATE

We want to share with everyone how important the quilt show is to our guild. We have a lot of new members who might not understand just how our show works. The quilt show is our greatest source of revenue that allows us to have the great speakers we all enjoy. We do our show every other year. Our speakers charge approximately \$2000; close to \$18000 yearly. The speakers costs also keep rising year after year. Our quilt show literally funds our guild for two years. Our last Quilt Show brought in just under \$30,000.

We were thrown a loop this year. Soka University raised their rates \$4600., bringing the amount we have to pay to rent space from Soka to \$12,000. This is why we are adding a boutique to our show, hoping to help defray some of the costs. I understand we are asking a lot of our members to help make this show a success. (I'm fully aware we all have just so much money to spend). We will still have our quilt auction and our basket raffle.

What makes our show a mini Road to California is our great supply of vendors and most important, enjoying all the talent we have in our Guild. We are asking that everyone to please feel free to contribute 2-3 quilts to display at our show. When I first joined, I was hesitant, not thinking I was a good enough quilter to enter any of my quilts. Please, please, don't think this way. We will be handing out eleven awards this year. Besides the usual awards, one award will be Best of Theme (Sunshine, Lollypops and Rainbows). I would love to see many of you entering in that category.

We are also asking everyone to get together with your friends to make either a gift basket, boutique item or auction quilt, for our show. Please no guilt is involved, just do what you can or want to do. I will have more updates next month. I want our show to be open to everyone and every voice of opinion to be heard. Please don't hesitate to ask any questions.

Fondly,

Sherri Peltier & Jan Johnson

OPPORTUNITY QUILT TRAVEL SCHEDULE

Our beautiful Opportunity quilt has been taken to several guilds and the response has been wonderful. And why wouldn't it be!!! Beach Cities ladies have created another masterpiece, something we are known for. With that said, we need your help. We need volunteers to take the quilt for the purpose of selling raffle tickets. This is all part of our big money making event - THE QUILT SHOW. This year in addition to selling raffle tickets for the quilt, they are also being sold for the treasure chest filled with Kaffe Fassett fabrics. There has been much enthusiasm for both items.

I have many dates scheduled over the rest of this year and next; some of them I already have had ladies volunteer. **The following dates are still open:**

Thurs. Jan 4	Fallbrook Quilt Guild - 6PM
Tues. Jan 9	Orange County QG-Anaheim - 7PM
Mon. Jan 15	North County-Escondido - 6:30PM
Mon. Feb 19	Canyon QG-Escondido - 7PM
Thurs Mar 22	Nite Owls Rancho Cucamonga - 7PM

(NOTE: The times given are guild starting times. You will need to be there anywhere from 30-60 minutes prior to set up. We have found many ladies come early to meetings and that is the best time to sell tickets)

If you have never visited another guild, this is your chance to do so. I had never done this until two years ago when I was in charge of road trips for the Opportunity quilt. It was so much fun meeting other quilters and seeing what other guilds do at their meetings. Many times they have speakers that we have already had or are scheduled to visit BCQG. Sometimes they are speakers we would like to have at our guild.

There is a prize given in June to the person selling the most tickets. That counts for those given to you by the guild to sell plus those you sell when traveling to guilds. Since I do not take any prize, anyone who travels with me gets my credit. Such a deal!!

In addition to traveling to guilds, if anyone is a member of a book club, cooking club, knitting club, etc. and would like to take the quilt to a meeting to sell tickets, please let me know. Even though those ladies may not be quilters, they will appreciate this beautiful quilt and would like to add their support.

Please take time to read through the schedule and see if you can get another quilter friend to travel with you. Make a day of it by visiting quilt shops in the area. If you do not have someone who will go with you, contact me as I can usually go. I just like to give other the opportunity to experience this.

Pat Pardoen

ppardoen@cox.net

(949) 370-4196

Even more information....



Quilts · Quilts · Quilts

Opportunity Quilt Drawing

Merchant Mall - Refreshment Vendor

Hoffman Challenge

Collection On display

Auction Saturday 1 pm

QUILT SHOW

June 2-3, 2018

Saturday 10am - 5pm

Sunday 10am - 4pm

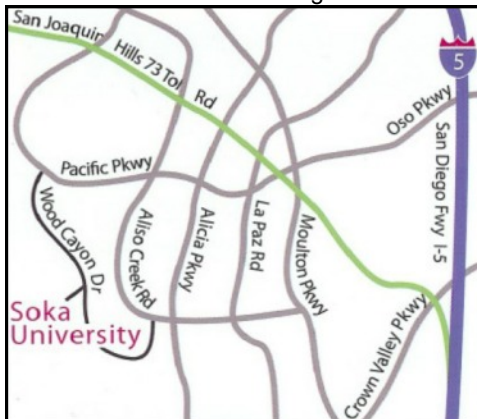
General Admission \$10.00

NO STROLLERS

Featuring:

Past Presidents, Martha Hurlburt and Sherri Peltier

Air conditioned - Free Parking



For more information:
Beach Cities Quilters Guild
www.beachcitiesquilters.org

Soka University Gymnasium
1 University Drive, Aliso Viejo, CA 92656
Exit I-5 at Oso Parkway, go west.
Oso becomes Pacific Park Drive.
Travel about 5 miles on Pacific Park Drive.
Turn left on Wood Canyon Drive.
After one mile, turn right on University.

2018 Quilt Show

Hi, I'm Marian Mapes and I coordinate the layout for the quilt show. We always have a fabulous show because we have the most fabulous quilts and members!

We'd like at least one quilt or entry from every member. We know you all have something from a class or workshop, or block of the month. Or maybe something you made as a special present that you can borrow back. We try to display around 400 items, so that means everyone's participation.

Entry forms and instructions will be at the Opportunity quilt table, on the website, and will be in the Dec, Jan, and Feb Newsletters. The quilts don't have to be done, but the forms are due to me by March 1. Bring them to the next meeting or mail them to me at the address on the form. I'll have a box in the back of the room next month to collect the entry forms. Fill it out now, before you forget. You can enter as many items as you like and we'll see what we can hang. Make sure to include a picture or drawing, and some fabric swatches. These help in how we place the items in the show. Please remember to sign the back of the form.

If you have any questions, my email is on the form and my number is in the roster.

Thank you in advance for your participation!



Beach Cities Quilters Guild – 2018 Quilt Show Entry Form

Instructions and Rules for Entries - **Entry forms are due by March 1, 2016**

All Entrants must be current members of Beach Cities Quilters Guild

1. A photo, picture, line drawing, or rendering of your entry must be stapled to the lower left of the form, where indicated. Write item title and your name on the back in case it gets detached.
2. Fabric samples must be stapled to the lower right of the form, where indicated. They should be no larger than 2" x 2". Items 1 & 2 will aid in the placement of the entry in the layout.
3. A 4" finished sleeve is required on the top back of the quilt or any item that will be hung. The sleeve must be sewn or basted on; no pinned sleeves are allowed. Items wider than 60" should have a split sleeve, allowing for support in the middle. Sleeve instructions will be available at the meetings, or upon request.
4. A cloth label with owner identifying information must be stitched or basted to all entries (quilt, garment, or other item).
5. A separate entry form must be submitted for each item. ALL information requested must be included. Any changes to the information (size, quilter, techniques) must be sent to mmapes1231@aol.com to update the master record.
6. Please give credit when due, to the pattern, quilter, magazine, etc.
7. Descriptions must be BRIEF. We reserve the right to edit as needed for space requirements. Please include inspiration, pattern, book or class used to make the item. This information will appear on a hanging card attached to the front of your entry.
8. Any quilt greater than 95" in length will need to be pinned up from the floor. Any quilt greater than 95" in width will need to be pinned back at the side. Please consider this when attaching a sleeve.
9. PLEASE MAKE A COPY OF YOUR ENTRY FORM FOR YOUR RECORDS. You need a record of what you entered and the sizes you provided.

Please Read and Sign: Every effort will be made to display items submitted with loving care. I understand that BCQG does not insure the entries and I have checked my homeowners, renters or other insurance policy to be sure my entry is covered for any unforeseen problem. I understand my quilt will be photographed for a DVD of the BCQG Quilt Show which will be available for purchase.

Signature of

Owner: _____

Any questions, please contact Marian Mapes at mmapes1231@aol.com. Turn in forms at the February meeting or mail them to **Marian Mapes, 33695 Marlinspike Dr., Dana Point, CA 92629**. Deadline is March 1, 2018.

BEACH CITIES QUILTERS GUILD – 2018 QUILT SHOW ENTRY FORM

For Committee Use Only Item# _____ Bin# _____

PLEASE PRINT CLEARLY – Remember to sign the back of the form.

Member/Maker Name _____

Quilter Name (if different than maker) _____

Name of Entry _____

Quilt Size: Width _____ inches Length _____ inches (Measure twice!)

Phone (_____) _____ Email Address _____

Please circle all methods/techniques used in making the item:

Machine Pieced	Hand Pieced	Hand Dyed by Maker
Machine Applique	Hand Applique	Hand Painted by Maker
Machine Embroidery	Hand Embroidery	Hand Quilted
Hand Embellished	Original Design	Longarm Quilted by Maker-Amateur
Machine Quilted Domestic Machine by Maker		Longarm Quilted by Maker-Professional
First Time Entry	Other technique _____	

Non-quilt Entry (doll, garment, etc.) – Describe _____

Brief Description of Entry (50 words or less). Please credit pattern or designer, if appropriate. _____

STAPLE PICTURE OF

ENTRY HERE

STAPLE FABRIC

SAMPLES HERE

WELCOMING NEWS

Twice a year, **Welcoming** hosts a new member gathering. At the meeting last December, Jeanette Floyd, came as a new member. When we had another meeting in September, Jeanette came again but this time to give some insight to the new members about how the guild can work for you. She briefly went over this information at our last meeting. There were a number of members absent and Kathleen and I feel it is valuable information new members (and those not so new members) would like to have.

From Jeanette "here are some tips to help you maximize your experience with BCQG".

Volunteer- Try different areas in which to get involved. Give your contact information to our **volunteer committee members** and let them know you are available to pitch in when needed.

Phone a Friend- Wear out your guild directory. The **volunteer membership person** works very hard to put this directory together each year. Use it. Contact others when you have a questions about something whether it be about the guild or sewing, etc. Take notes. There are hundreds of years experience in this directory.

Library- A wealth of knowledge can be gained from our valuable resource. While all the books cannot be brought to each meeting, ask the **volunteer librarians** if they have certain books. If they are available, they will bring them to the next meeting for you.

Friendship Group(s)- Find one, some or many to join. The **volunteer Friendship Group committee member**, will help you find a group with similar interests that meet your timeline.

Monthly classes- These workshops can cost double or triple when taken elsewhere. The **volunteer workshop member** works hard in conjunction with the **volunteer Programs member** to put together workshops that will be fun for all. There is always some new knowledge to be gained from these classes.

These are just a very few ways the guild can work for you. In order to have a great guild like Beach Cities we need help from the members. **Volunteering** is a great way for you to help the guild and in return gain friendships, have fun and increase y our knowledge about what we al joined the guild for - quilting!!

.Thank you, Jeanette, for your words of inspiration. Speaking for myself, I have been a member for a long time and while I do volunteer for many committees, some aspects I have not used. From now on I will.

Pat Pardoen

Kathleen Walker

Welcoming Committee

DOOR PRIZES

Dear Stitching Sisters,
February Greetings!

Door Prizes had a double-stash of items to give away in January, thanks to Deborra picking-up donations at many of our local quilt shops in December and January! (Thank you to Deborra and George!) We also had birthday drawings for December and January birthdays. We would like to quickly review how Door Prizes works, because there has been some confusion in past months on "where do I get the ticket" and "which bag do I put it in" and we would like to answer all those questions with a smile!

When you check-in at Membership, you will get 1 ticket for attending the meeting (which is how we used to do things many years ago.) You should always have a Name Badge at Guild, but if you forget it, the fine is 25 cents and you pay the ladies at Membership. While a quilty-type Name Badge is preferred, any Name Badge will work. Bring your ticket to Door Prizes, write your name on it and drop it in the "Regular Door Prizes" bag. If you bring a finished Philanthropy item you can earn 1 extra ticket. If you bring refreshments for Hospitality, you get 1 ticket. It is that easy! We will also let you know if we are giving away seats to the following month's Workshop, so always check with us! If it is your birthday month, you can put 1 ticket in the Birthday Bag for the chance to win a Door Prize (from a smaller drawing pool). Lots of easy, fun ways to win something quilt-related to inspire your sewing and creativity! We are very blessed at BCQG to have so many different chances to win a Door Prize.

BCQG thanks the following wonderful quilt shops who donated the for December 2017 and January 2018, along with anonymous donations from Guild Members:

Fat Quarter Quilt Shop: 4 "row by row" quilt kits with pattern, fabric, buttons, etc.

Grand Country Quilters: 5" charm packs of fabric, quilt patterns & Hoffman fabric squares

Rosie's Calico House: 2 project bags each with fabric, pattern, needles, thread

OC Sewing: needlework scissors, sewing repair kit, bobbin holder, fine market pens

Moore's Mission Viejo: 3 gift cards to Moore's

Orange Quilt Bee: 2 gift cards to the shop

The Quilt Cupboard: 2 floral panels (they are closing in February I believe, please visit their store for a last hug and purchase)

The Quilter's Faire: 2 charm packs of fabric (Hoffman and Kaufman); 2 sets of coordinated fabrics in reds and purples

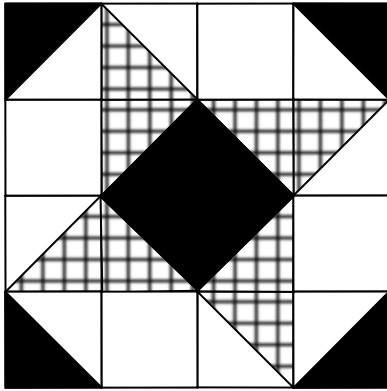
Keep working on those Quilt Show entries! See you in February...that's our birthday month!

Hugs, Keri Follmer and Deborra Singletary

BLOCK PARTY – 2017-2018

GENERAL INSTRUCTIONS

1. The blocks this year will be "sampler type" blocks, some of which you've done before, some new twists on old ones and even one or two you may not have seen or made before.
2. There will be 12 blocks presented during the year, but the book at the end of the year will include all 20 blocks that are in the quilt on display.
3. You can choose your own colors and final layout. If you choose to do the same fabric background on your quilt rather than a "mixed" background (like the quilt on display), you will need about 2-2 1/2 yards of background fabric - or perhaps a bit more if you do all 20 blocks.
4. The unfinished size of a 12-block quilt with interior sashing will be approximately 39" x 53". The unfinished size of a 20-block quilt (as shown) will be approximately 53" x 66 1/2". Whatever size borders you put on your own quilt will determine it's finished size.
5. If you want to participate and don't know what you would do with another sampler quilt, we suggest donating it for Philanthropy. We know they would be more than happy to receive your donation.
6. Each month that you bring in your completed block, your name will be put into a drawing for a nice prize. All the quilters who bring in their completed quilt tops at next October's meeting will have a special drawing for a MAJOR and wonderful prize to be announced sometime later.
7. Join the fun! Your chances at receiving a prize at one of the months during the year are pretty good. And, if you choose to donate your quilt to Philanthropy, everybody wins!
8. If you have any questions regarding this year's Block Party, please email them to Rachel Fernelius - fernelius2@cox.net or Jane Yapp - jyapp@cox.net. Or you can call Jane at (949) 837-3651.



Block Party – 2017-2018

January 2018

NEXT DOOR NEIGHBOR

Fabric A: (Darkest Fabric)

Cut a strip 4" x 16 1/2" – Sub-cut into 4 " squares

Fabric B: (Medium Fabric)

Cut a strip 4" x 16 1/2" – Sub-cut into 4 " squares

Fabric C: (Background/Lightest Fabric)

Cut a strip 4" x 16 1/2" – Sub-cut into 4 " squares

Cut a strip 3 1/2" x 14 1/2" – Sub-cut into 4 – 3 1/2" squares

Fabric B – Draw a diagonal line on back of 2 squares.

Fabric C - Draw a diagonal line on back of all 4" squares.

Take a Fabric A square placed face up and take a Fabric C 4" square placed face down. Sew 1/4" on either side of the diagonal line. Cut on drawn line to make 2 HST's. Press towards dark fabric and square up to 3 1/2". Repeat to make 2 more HST's.

Take a Fabric B square placed face up and take a Fabric C 4" square placed face down. Sew 1/4" on either side of the diagonal line. Cut on drawn line to make 2 HST's. Press towards background fabric and square up to 3 1/2". Repeat to make 2 more HST's.

Take a Fabric A square placed face up and take a Fabric B square placed face down. Repeat the process above to make HST's with this color combination. Press towards the dark fabric and square up to 3 1/2".

Lay out your units and squares according to the diagram above. Sew squares into rows; pressing every other row in the same direction. Sew rows together.

This will make an unfinished 12 1/2" block.

WORKSHOPS

General Information for Workshops

Place:

Our workshops are held at Community Presbyterian Church, 32202 Del Obispo Street, San Juan Capistrano, CA 92675.

Time: 10:00 a.m.-4:00 p.m. You may arrive 15 minutes early to set up your work space. Remember to bring your lunch/drink/snack.

Fee: \$40.00 payable at sign-up. No refunds, but you may find a substitute to fill your spot and have them pay you.

February

Cara Gulati will teach her Radiant Suns workshop on Friday, February 9th. She says,



"The color secret to making suns radiate will be revealed in this workshop! Blocks are created using curved seam piecing. But fear not, a no-pin method will make these seams a cinch!"

<http://www.doodlepress.com/store.phpcaragulati.com>

March

Lenore Crawford; www.lenorecrawford.com



Lenore will be teaching a two day workshop on Friday, March 9th and Saturday, March 10th. The workshop fee for the two days is \$80.00.

Fusing and fabric painting will be the focus of this workshop. There will be a \$15 supply fee which includes the pattern. You may choose from 5 different patterns. There will be no sewing- just designing and fusing. You will learn how to make your own patterns from your personal photos with an emphasis on value. Then, you will

do fabric painting to add detail and depth to your design.

April

Peg Pennell; www.pegpennell.com

Hand Applique'

Hand applique' is appealing to the eye and has so many applications. In this class the students will learn techniques to prepare and attach stems, leaves and petals in a simple yet elegant flower design. Come and take pleasure in this relaxing class where the emphasis is on enjoying the process. 3 hour class



April, continued
Peg Pennell



Superior Finishes-Binding your Quilts (3 hour class)

Is binding the quilt your least favorite part? Tired of humdrum finishes? Come and learn piping and binding techniques to make your quilts stand out in a crowd. In class you will be making samples of finishing methods to take home and use on your own quilts. Binding will never be boring again!

supply list

May
Christine Barnes; www.christinebarnes.com



PHILANTHROPY



BCQG had another great Philanthropy month. Between the December and January meetings, we donated 24 quilts, 21 pillowcases, 1 fleece blanket, 20 NICU blankets and 13 hand-knit preemie hats. Donations are as follows: United Cerebral Palsy – 2 quilts, VA – 3 quilts, Holiday families – 4 quilts, UCI Oncology – 8 quilts, Prototypes – 5 quilts, Royale Therapeutic Treatment Center – 2 quilts and 8 pillowcases, Orange County Child Abuse Prevention – 13 pillowcases and 1 fleece blanket, Saddleback Hospital Neonatal Intensive Care Unit – 20 NICU blankets and 13 hand-knit preemie hats.

In response to the Ventura Modern Quilt Guild's request for quilts, blocks and other needed items, we donated a box of our larger pieces of fabric that can be used for quilt backs. If you want to make blocks for them, you can find the requested pattern on their website.

Our next Sewing Day will be Monday, February 5th, at the Laguna Niguel Library, 30341 Crown Valley Parkway, Laguna Niguel. We will be there from 10:30 until about 4:00. Please know that you can just stop in and check us out or bring your sewing machine and spend as much of the day as you wish. We always have fun and get an amazing amount of work done. The only thing we ask is that people avoid wearing perfume.

Thank you all for being the best guild imaginable. You give so generously to others. It is such a pleasure to be a part of this amazing Philanthropy team.

Mary Ann Wahl
Diana O'Connor
Michelle Naas
Mary Matura
Barbara Green

maryannwahl@live.com
dianaconnor70@gmail.com
mrenenaas@gmail.com
rmndog@cox.net
bigrin@cox.net



Welcome to the new members of the BCQG Library team (Heidi Bush, Jeanette Floyd, Liz Pickering, Jan Smith)!!! Please bear with us as we get re-organized and look for the library to return at the February meeting.

Good news, Starlene Boyer is recovering nicely and she plans to be at the February meeting.

Thank you, the Book-Loving Babes:

Starlene Boyer
707-239-0096
starlene@sonic.net

Heidi Bush
714-501-5835
homebush@aol.com

Jeanette Floyd
949-254-3482
jennasfiberarts@gmail.com

Sharon Jaeger
949-582-2239
Farron2@mindspring.com

Liz Pickering
949-212-8460
pickeringliz@gmail.com

Jan Smith
949-493-1666
jan.ron.smith@hotmail.com



UPCOMING SPEAKERS - BEACH CITIES QUILTERS GUILD:

Feb - 2018	Cara Gulati	www.doodlepress.com
March - 2018	Lenore Crawford	www.lenorecrawford.com
April - 2018	Peg Pennell	www.pegpennell.com
May - 2018	Christine Barnes	www.christinebarnes.com
June - 2018	Members' Showcase	
July - 2018	Tonya Alexander	eyecandyquilts.blogspot.com
August - 2108	Sandy Corbin	www.sandycquilts.com
Sept - 2018	Brenda Henning	www.bearpawproductions.com
Oct - 2018	President's Quilt	
Nov - 2018	Pam Dinndorf	www.aardvarkquilts.com
Dec - 2018	Holiday Gala	
Jan - 2019	Jill Schumacher	www.thesewnsew.com
Feb - 2019	Laura Wasilowski	www.artfabrik.com
Mar - 2019	Rami Kim	www.ramikin.com
Apr - 2019	Edyta Sitar	www.laundrybasketquilts.com
May - 2019	Nick Coman	www.dragonflydyeworks.com
Jun - 2019	Peggy Martin	www.peggymartinquilts.com
Jul - 2019	Becky McDaniel	www.beckymcdaniel.com
Aug - 2019	Members' Showcase	

CLASSIFIED

Ads

We are pleased to announce a classified advertising service for our members and friends.

We will list it under Classified Ads on the website. As we are still getting used to this, we will waive the fees, \$2 for members, and \$5 for non-members.

All items must be quilt related, no services to be advertised; those would fall under normal advertising with business card. Examples would be machines for sale, fabric yardage needed or for sale. Please be sure to include at least one picture.

Questions? Email Candy

We are working on getting it set up to have live links for all of our advertisers on the website. Watch for more info in the future.

My cohort in confusion is Jan Smith. Our aim is to elevate our website to the next level, so keep checking it for new information.

QUILT ON!

Candy Crain: kandis55@gmail.com

Jan Smith: jan.ron.smith@hotmail.com

FOR SALE: Husqvarna Viking Mega Quilter sewing machine and 12' quilting frame. It has Cruze Controller. Picture of frame at <https://www.sewingmachinesplus.com/svp-inspira-iquilt-frame.php> Purchased new in 2005. No room in new home for this equipment. Price for entire package \$800 obo. Ruth Bailey 949-587-1311 or email rbailey@comline.com

FOR SALE: Pfaff Creative 4.5 sew/embroidery machine. I paid \$5250.00, last February, I would like to sell it for, \$4400. I also have all attachments and manuals. Donna Sparks 626-695-1238



BCQG Annual Budget						
10/1/17 thru 9/30/18						
Income	October	November	December	YTD Total	YTD Budget	Variance
Advertising		1,000.00		1,000.00	1,600.00	(600.00)
Amazon		31.68		31.68	200.00	(168.32)
Block Party	-	224.50		224.50	-	224.50
Library				-		-
Membership	-	8,780.00		8,780.00	9,500.00	(720.00)
Monthly Mini		456.00		456.00	1,000.00	(544.00)
Philanthropy		1,126.00	120.00	1,246.00		1,246.00
Quilt Show (2018)				-	18,000.00	(18,000.00)
Tea & Tour				-		-
Ways & Means				-	500.00	(500.00)
Welcoming				-	200.00	(200.00)
Workshops		2,000.00		2,000.00	5,500.00	(3,500.00)
Total Income	-	13,618.18	120.00	13,738.18	36,500.00	(22,761.82)
Expenses						
Advertising				-	-	-
Block Party		198.44		198.44	200.00	1.56
Donations				-	500.00	500.00
Door Prizes				-	150.00	150.00
Facilities		3,658.00		3,658.00	13,000.00	9,342.00
Friendship Groups				-	50.00	50.00
Hospitality		39.67		39.67	325.00	285.33
Website/newsletter				-	755.00	755.00
Library				-	200.00	200.00
Membership				-	800.00	800.00
Monthly Mini				-	25.00	25.00
Operations		806.57	327.01	1,133.58	2,450.00	1,316.42
Parliamentarian				-	25.00	25.00
Philanthropy		1,768.44	317.54	2,085.98	6,500.00	4,414.02
President's Quilt				-	400.00	400.00
President				-	300.00	300.00
Programs		665.28	159.59	824.87	13,000.00	12,175.13
SCCQG		40.00		40.00	100.00	60.00
Secret Sisters				-	25.00	25.00
Secretary				-	50.00	50.00
Show & Tell				-	10.00	10.00
Special Event - Quilt Show				-		-
Special Event - Spring Tea				-	-	-
Treasurer		69.99		69.99	140.00	70.01
Ways & Means				-	50.00	50.00
Welcoming				-	100.00	100.00
Workshops		1,600.00		1,600.00	8,125.00	6,525.00
Total Expenses	-	8,846.39	804.14	9,650.53	47,280.00	37,629.47
Net Income/Expenses Gen'l Acct	-	4,771.79		4,087.65	(10,780.00)	14,867.65

BCQG Annual Budget						
10/1/17 thru 9/30/18						
Income	October	November	December	YTD Total	YTD Budget	Variance
Advance to Quilt Show		-		-	(10,000.00)	10,000.00
Other Income						
Quilt Show Current Year Income				-		-
Interest Income CD		2.94		2.94	10.00	(7.06)
Interest Bus. Advantage Select Savings		1.20	0.61	1.81	15.00	(13.19)
Total Guild Results				4,092.40	(20,755.00)	24,847.40
Bank Accounts						
BCQG General Business Fund		12,996.55	12,448.74		10,663.98	
Transfer to General Account						
BCBQ All CD Accounts		10,024.28	10,024.86		10,023.11	
Transfer from CD						
BCQG Bus. Advantage Select Savings		23,891.03	23,892.54		23,890.73	
Transfer From Bus Advantage Select Savings						
Special Events Funds		5,000.00	5,000.00		5,000.00	
Transfer from Special Events						
Total Bank Accounts				-	49,577.82	-

PLACES TO GO AND THINGS TO DO.....

February

- 9 thru 10 38th Annual Show (Valley Quilters Guild) Fri & Sat 10 to 4, \$10
16 thru 18 Quilt, Craft & Sewing Festival (Puyallup, WA) Details on quiltcraftsew.com
17 thru 18 2018 Quilt Show (South Bay Quilters Guild) Sat & Sun 10 to 4
22 thru 25 Quilt Con (Modern Quilters Guild) show at Pasadena Convention Center www.quiltcon.com

March

- 2 thru 3 Desert Guilds Quilt Show (Palm Springs) Fri & Sat 10 to 4, \$7
10 thru 11 Spring into Quilting (Friendship Square Quilters Guild) Sat 10 to 5 & Sun 10 to 4, \$8

April

- 21th Garden Party (Simi Valley Quilt Guild) Sat. 10 to 4, \$15
Sat. 10 to 4, Free
13 & 14 Quilting by the Sea (Camarillo Quilters Assoc.) Fri. 10 to 5 / Sat. 9 to 3, \$10
21st Quilted Treasures Auction/Tea (Flying Geese Quilters Guild) Sat. 11 to 2, \$5
24 & 25 Color Me Happy Quilt Show (Fort Bragg, CA) Sat. 10 to 5 / Sun. 10 to 4, \$5
27 & 28 From Bolt to Bed (Los Angeles County Quilters Guild) Fri. 9 to 5 / Sat 9 to 3, \$10

May

- 23 thru 29 Seven Sisters Quilt Show & Workshops (Six quilt guilds) Show-Sat & Sun, Workshops-Mon thru Friday (San Luis Obispo)

June

- 2 & 3 **BEACH CITIES QUILT SHOW**, Soka University
23 & 24 Quilts of the Central Coast Guild) Fri. 10 to 5 / Sat. 9 to 4, \$8
21 thru 23 Quilt, Craft & Sewing Festival (Pleasanton, CA) Details on quiltcraftsew.com

ON-GOING

Inland Empire Modern Quilt Guild announced the meeting date/time for quilters interested in modern quilting: 1st Saturday of the month, 2-4pm. Location is the City of Grand Terrace Community Room in Grand Terrace.

Thanks to Sharon Jaeger for compiling these events, Candy

Friendship Square Quilt Guild

Presents: "Spring into Quilting"

Sat. March 10, 10-5, Sun. March 11, 10-4

La Habra Community Center

101 W. La Habra Blvd., La Habra 90631, Admission \$8

Large Quilt Display, Vendors, Boutique, Quilt Sales,

Silent Auction, Quilt raffle with proceeds to aid breast cancer patients and Opportunity Quilt

OUR BIGGEST AND MOST CREATIVE SHOW EVER!

DON'T MISS THIS ONE, WE HAVE MANY

NEW VENDORS THAT WANT TO MEET YOU!

February 15-17, 2018

Dear Guild Members:

The Quilt, Craft & Sewing Festival will be held at the Del Mar Fairgrounds, Bing Crosby Hall, West of I-15 at Via de la Valle exit.

This show is so Colorful, Creative and Cool. We have sold every nook and cranny in our building to the most creative vendors from across America. Don't miss all these new companies!

Expo Information:

WHAT: Quilt, Craft & Sewing Festival

WHEN: February 15-17, 2018 Thursday – Saturday

WHERE: Del Mar Fairgrounds, Bing Crosby Hall, West of I-15 at Via de la Valle exit.

HOURS: 10:00 am – 5:00 pm Thursday & Friday, Saturday 10:00 am – 4:00 pm

FEATURES: FREE Seminars *100's of door prizes *HUGE Vendor Mall * Make & Take It Projects * Special Quilt Displays *Demos in most booths * free classes to enjoy * PLUS: **\$500 Cash given away Daily at 9:45AM in line prior to opening!**

FACEBOOK: Please post this info and our coupon to your guild's Facebook page. Here is our link: <https://www.facebook.com/quiltcraftsewingfestival>

PS: Please reply that you have received this email and will let your members know about the show through newsletters, email, and at your next meeting in September etc. Attached is the coupon to send to your members. You can also pick up coupons at your nearby JoAnn's.

PLEASE NOTE: We appreciate being notified of any changes in your guild roster so we can update our records.

ASGLA Tenth Anniversary Celebration
Saturday, April 14, 2018 9:00 am - 3:00 pm
Almanson Court 700 South Almanson Street,
Alhambra, CA 91801

ASG Members: \$81

Non-Members: \$126

This price also includes: Special Speaker, Peggy Sagers, continental breakfast, buffet lunch, beverages, and dessert.

Sign up at www.ASGLA.org

Special Guest Speaker: Peggy Sagers Peggy Sagers has a BS degree in Fashion Merchandising/Fashion Design. She has her own pattern line, Silhouette Patterns, which are the only patterns with exclusive B, C, and D cup sizing to create the perfect fit in both cup size and length. She also produces weekly fit and construction videos which you can subscribe to at SilhouettePeeps. And if that is not enough, Peggy can be seen on Public Television's *Fit 2 Stitch* which is currently airing its 6th season. Peggy focus is to bring you factory construction methods for your garments to make your sewing fast and easy, with results that are always current and stylish. As with our very first event, Peggy Sagers will be our special speaker. She will be here to answer your sewing questions. Bring your sewing problems and questions and Peggy will have your solutions! **We hope all ASGLA Members will attend to help us celebrate! Don't delay, sign up today, we expect this event to fill quickly.**

2017 - 2018 BCQG Supporters

Thank you for supporting our guild!



**Thank you to Julia
Renaud, BCQG
Supporters
Liaison!**

2017 - 2018 BCQG Supporters

Thank you for supporting our guild!



Pebble Gilb & Lisa Wiltse, Owners

714-639-3245
 628 E. Katella Ave., Orange, CA 92867
www.orangequiltbee.com
 email: ogbshop@orangequiltbee.com
 Hours: Mon-Thur: 10-8, Fri-Sat: 10-5, Sun: 12-4



Sheri Siedentop, Proprietor

1243 E. Imperial Hwy
 Placentia, CA 92870
 714-993-3091

sheri@thequiltcupboard.net www.thequiltcupboard.net

Moore's
*Sewing Machines · Ceiling Fans · Vacuums
 Specialists in Sales & Service
 A Fourth Generation Family Business*

MISSION VIEJO · 25390 Marguerite Pkwy · (949) 580-2520
 HUNTINGTON BEACH · 15041 Goldenwest St. · (714) 899-3222
 CORONA · 591 N. McKinley St. #105 · (951) 736-5457
 VICTORVILLE · 16210 Bear Valley Road · (760) 240-4477
 TEMECULA · 26490 Ynez Road, Ste. F & G · (951) 297-3796
 OUTLET CENTER · 22532 Avenida Empresa, RSM · (949) 829-9459

www.mooresew.com

VISIONS ART MUSEUM
 Contemporary Quilts + Textiles

2825 Dewey Road
 San Diego, CA 92106
 619-546-4872
visions@visionsartmuseum.org
 at Liberty Station


Dedicated to Quilts and Textiles

MUSEUM HOURS
 Tues - Sat 10 to 4
 Sunday - Noon to 4
 closed major holidays

www.visionsartmuseum.org

2017 - 2018 BCQG Supporters



Thank you for supporting our guild!



Turn to an Easier Way of Cutting

- Create quilting and appliqué shapes with speed and precision
- Effortlessly cut many fabrics, even multiples at once
- Choose from classic, geometric and strip designs

Use promo code **BCQG2018** for 10% off your order of dies and accessories at sizzix.com/sizzixquilting



Cosmic Quilting

Longarm Quilting Services
Classroom & Meeting Space

Karen Miller

949-281-7728 mobile


949-716-6777 studio

23011 Moulton Pkwy, A-15

Laguna Hills, CA 92653

cosmicquilting@gmail.com

cosmicquilting.com



Fat Quarters Quilt Shop

Michelle Joyner
(760) 758-8308
michelle@fatquartersquiltshop.com
www.fatquartersquiltshop.com

728 Civic Center Dr.,
(formerly Escondido Ave.)
Vista, CA 92084



Turn to an easier way of cutting fabric! At **QuiltCon (Feb. 22-25)**, you can try out the perfectly precise Sizzix Big Shot™ Machine and dies for yourself at **Sizzix Booth #111**. See how quickly you can die-cut your next fun project. We have dies for piecing, appliqué, wool appliqué, softies and purses, including designs from your favorite quilter and sewist, Jenny Doan from Missouri Star Quilt Co., as well as Victoria

Findlay Wolfe™ Quilts, Sara Lawson from Sew Sweetness, Kid Giddy, Jennifer Jangles and Roseann Meehan Kermes from Rosebud's Cottage. See you there at Sizzix Booth #111!

2017- 2018 BCQG Supporters

Thank you for supporting our guild!

PAUs 'a•
Sewing & Vacuum Since 1967
.....PalsSe-wVac.com


Dress "the Globe"

Handi Quilter
OFFICIAL RETAILER


(949)645-7257

..JANONIE elna rnelco

i> Syr Total Protection Plan
 vwith nev n1achine purchases

i> In-Hon1e Installation & Set -Up
 vwith Every Longarn1 Purchase

- * Lo"WTest Price G'U.ara:.1tee
- * l:.1 Ho"U.se Service o:f" AlI Hra:.1ds
- * Free Service/Repair Esti:an.ates
- * Sa:an.e Day Service Availiabile

Ask A.bo"U.t BCQG Di.sco"U.:n.t
 2299 Ha.rbr Blvd
 Costa. IVlesa., CA 92828

COZY Creative CENTER

756 Jamacha Road, El Cajon, CA

Just 1.5 miles
south of
Interstate 8.
Take 2nd St
exit in
El Cajon.



619-670-0652

CozyQuilt.com

BERNINA
made to create

brother

Handi Quilter
Designed by a Quilter, for Quilters.

Koala studios
Fine Sewing Furniture Custom Built to Measure

accuquilt
GO!
Signature DEALER

Open 7 days
a week

FRIENDSHIP CIRCLES

Friendship Circles are an integral part of your experience of being a Beach Cities Quilters Guild member. You form strong relationships with the other members of your Friendship Circle, and enjoy the camaraderie of interacting with quilters who like to work on the same type of quilting projects as you do. If you choose to meet on weeknights, during the day or on weekends, there will be a group for you to join. Stop by the Friendship Circle table at the next Guild meeting and let us know your interests (batiks, modern quilts, art quilts, etc.), and we will get you connected with the group most suited for you. Don't miss out on the fun of being a part of a Friendship Circle!

- Jackie Besozzi and Cathy Pilliod



Hospitality

FEBRUARY IS SHOW THE LOVE MONTH.
TIME TO BRING IN VALENTINES WITH A
HEART FRIENDLY NOTE (CHOCOLATE IS
HEALTHY RIGHT?). FROM THE EDITOR,
CANDY CRAIN ON BEHALF OF DENISE

Denise Morisset

What does that mean?



**FMQ = FREE MOTION
QUILTING
WIP - WORK IN
PROGRESS**

SUNSHINE AND SHADOWS

Our dear friends Collette McManus and Bette Bradley who both passed away during the holidays were sent off with the highest praises and warmest regards by their quilting friends.

Jean Impey had her second surgery and is in fast recovery mode. We wish her well and hope her ankle heals completely.

When Starlene Boyer broke her wrist, she experienced difficulties with her heart. Notes of cheer and good wishes would certainly be welcomed.

Nancy Sandovahl was briefly hospitalized during the holidays but is back to her cheerful self.

Candy Crain is recovering from surgery and would appreciate texts, good wishes, and cards particularly with Netflix suggestions since she is getting bored.

Lyndy Dye welcomed her first grandchild Henry Paul Peterson on November 20th. He was 7lb8oz and 21 inches long and is a delight. His middle name honors Lyndy's husband Paul.

Sandra Johnson's Indigo Winter will appear in the Winter Issue 2018 of Simply Moderne and her Love Forever will be in the Spring 2018 issue. Congratulations to her.

If you have any news you would the Guild to know (success, travels, births, illness), please contact Elaine Pappas-Puckett at 949-831-1072.



Jan & Robin, BCQG Team Mini

Happy New Year from Team Mini, Robin and I are excited about the upcoming "Minis" for 2018.

Chris Huben is busily making our February mini. Bring your dollars to take a chance to enjoy her work.

TICKETS:

Feeling lucky...1 for \$1.00

I like the mini, maybe I'll win...6 for \$5.00

I will win!... 13 for \$10.00

You, too, can be a smiling winner!



Lucky January winner